

LIBRA: ASSESSING AND IMPROVING REWARD MODEL BY LEARNING TO THINK

Meng Zhou, Bei Li, Jiahao Liu, Xiaowen Shi, Yang Bai, Rongxiang Weng*

Jingang Wang, Xunliang Cai

Meituan

{zhoumeng19, libei17, liujiahao12, shixiaowen03, baiyang28, wengrongxiang, wangjingang02, caixunliang}@meituan.com

ABSTRACT

Reinforcement learning (RL) has significantly improved the reasoning ability of large language models. However, current reward models underperform in challenging reasoning scenarios and predominant RL training paradigms rely on rule-based or reference-based rewards, which impose two critical limitations: 1) the dependence on finely annotated reference answer to attain rewards; and 2) the requirement for constrained output format. These limitations fundamentally hinder further RL data scaling and sustained enhancement of model reasoning performance. To address these limitations, we propose a comprehensive framework for evaluating and improving the performance of reward models in complex reasoning scenarios. We first present a reasoning-oriented benchmark (Libra Bench), systematically constructed from a diverse collection of challenging mathematical problems and advanced reasoning models, to address the limitations of existing reward model benchmarks in reasoning scenarios. We further introduce a novel approach for improving the generative reward model via learning-to-think methodologies. Based on the proposed approach, we develop Libra-RM series, a collection of generative reward models with reasoning capabilities that achieve state-of-the-art results on various benchmarks. Comprehensive downstream experiments are conducted and the experimental results demonstrate the correlation between our Libra Bench and downstream application, and the potential of Libra-RM to further improve reasoning models with unlabeled data.¹

1 INTRODUCTION

Recent advances in reinforcement learning (RL) and inference-time scaling have significantly unlocked the potential of large language models (LLMs), greatly enhancing their reasoning capabilities (OpenAI, 2024; Guo et al., 2025a). Unlike reinforcement learning from human feedback (RLHF) (Ouyang et al., 2022; Bai et al., 2022; Zheng et al., 2023b; Xiong et al., 2023), the current RL training paradigms for reasoning models predominantly rely on rule-based or reference-based reward (Guo et al., 2025a; Yang et al., 2025; Seed et al., 2025; Lambert et al., 2024a). Despite high accuracy, these methods rely on a finely annotated reference answer to attain rewards and a constrained output format to extract the key answer, which limit the use of large-scale data for general reinforcement learning.

To overcome these limitations, there is an urgent need to re-evaluate and advance the role of Reward Models (RMs) as robust proxies for human judgment, especially for general, unlabeled, or hard-to-standardize data. However, existing RMs and their associated benchmarks fall short in complex reasoning scenarios due to three key aspects: 1) existing RM benchmarks are insufficient to assess reward models in complex reasoning scenarios, due to the absence of challenging questions and responses from advanced reasoning models (Lambert et al., 2024b; Frick et al., 2024; Zhou et al., 2024; Tan et al., 2024; Zheng et al., 2024; Song et al., 2025; Liu et al., 2024c); 2) current RMs

* Corresponding author.

¹Our Libra Bench is available at <https://huggingface.co/datasets/meituan/Libra-Bench>.

are designed without deep thinking capabilities and exhibit limited effectiveness when dealing with complex problems (Tan et al., 2024; Zheng et al., 2024; Liu et al., 2024d); 3) traditional pairwise comparison learning objective of RMs does not align with the correctness metrics in reasoning tasks (Yang et al., 2024; Liu et al., 2024d).

To address these limitations, we propose a comprehensive framework for evaluating and improving the performance of reward models in challenging reasoning scenarios. We first present a reasoning-oriented RM benchmark, named *Libra Bench*, to alleviate the shortcomings of existing RM benchmarks. The *Libra Bench* is curated from a diverse collection of challenging mathematical problems and advanced reasoning models, and aims to assess pointwise judging accuracy in terms of correctness. These characteristics collectively ensure that our *Libra Bench* is well aligned with current research and development of reasoning models. Through our *Libra Bench*, we clearly observe and analyze the limitations of existing RMs in challenging reasoning scenarios.

Based on these observations, we further introduce a novel approach for improving the generative reward model via learning-to-think methodologies. The proposed approach is built upon two key insights: 1) Long-CoT reasoning, i.e., inference-time scaling, has the potential to improve the accuracy of RM, especially in reasoning scenarios. 2) Taking the judging process as a verifiable task, we can further optimize the generative reward model by rejection sampling and reinforcement learning, similar to LLMs. Based on the proposed framework, we develop *Libra-RM* series, including *Libra-RM-32B* and *Libra-RM-32B-MATH*, a collection of generative reward models with deep thinking abilities. Extensive results demonstrate that our *Libra-RM* series achieves state-of-the-art performance on various RM benchmarks, especially on reasoning-oriented benchmarks such as *Libra Bench*.

We further conduct comprehensive RL experiments to analyze our *Libra Bench* and *Libra-RM*. The experimental results demonstrate the correlation between our *Libra Bench* and downstream application, and the potential of *Libra-RM* in further reasoning data scaling with unlabeled data.

To summarize, our main contributions are as follows:

- We curate a reasoning-oriented RM benchmark from a diverse collection of challenging mathematical problems and advanced reasoning models, named *Libra Bench*, to address the limitations of existing RM benchmarks in reasoning scenarios.
- We propose a novel approach to improve generative reward model via learning to think, which yields *Libra-RM* series, a collection of powerful reward models that achieve state-of-the-art results on various RM benchmarks.
- Our RL experiments demonstrate a strong correlation between performance on *Libra Bench* and downstream application, as well as the potential of our *Libra-RM* in RL data scaling with unlabeled data.

2 RELATED WORK

Reward Models Reward models (RMs) are designed to assign reward scores to responses generated by LLMs, and have been widely adopted in reinforcement learning, data selection, model evaluation, and other applications (Zheng et al., 2023b; Dong et al., 2024b; Zheng et al., 2023a; Li et al., 2024; Dubois et al., 2024; Gu et al., 2024; Seed et al., 2025). RMs are predominantly categorized into discriminative and generative types. Discriminative reward models typically consist of an LLM backbone coupled with a value head. They are trained on preference data with a classification objective and assign scalar rewards to responses (Liu et al., 2024b; Adler et al., 2024; Wang et al., 2024b). In contrast, generative reward models share the same architecture as standard LLMs but output textual judgments containing reward information for input responses (Zhang et al., 2024; Wang et al., 2024c; Zhu et al., 2023; Ankner et al., 2024; Liu et al., 2025). Notably, several works have proposed enhancing generative reward models with deep thinking capacities (Chen et al., 2025a;b; Whitehouse et al., 2025; Guo et al., 2025b). However, fully leveraging the advantages of inference-time scaling for reasoning tasks and realizing the potential of thinking-enhanced generative reward models in downstream applications remain significant challenges.

Reward Model Benchmarks Reward model benchmarks play a crucial role in guiding RM optimization and forecasting their performance on downstream applications (Malik et al., 2025; Frick

et al., 2024). Conventional RM benchmarks predominantly target general question-answering tasks, assessing a model’s ability to select the superior response in a pairwise setting (Lambert et al., 2024b; Frick et al., 2024; Zhou et al., 2024; Tan et al., 2024; Liu et al., 2024c; Saha et al., 2025), which aligns with the Bradley-Terry (BT) model commonly employed in RM training (Bradley & Terry, 1952). This pairwise accuracy evaluation paradigm has been extended to other specific domains, including multimodal contexts, multilingual tasks, agentic systems, and more (Gureja et al., 2024; Lù et al., 2025; Jin et al., 2024; Wu et al., 2025; Chen et al., 2024; Yasunaga et al., 2025; Li et al., 2025; Ruan et al., 2025). Recently, reasoning-oriented RM benchmarks have been proposed to evaluate the accuracies of (process) reward models in reasoning tasks (Liu et al., 2024d; Zheng et al., 2024; Song et al., 2025). However, these existing RM benchmarks suffer from one or two major limitations: the absence of challenging questions and responses from advanced reasoning models, rendering them insufficient for assessing reward model in reasoning scenarios.

Reinforcement Learning for LLMs Reinforcement learning (RL) is widely employed in the post-training stage to enhance reasoning capabilities and align models with human preferences (Ouyang et al., 2022; Guo et al., 2025a). Algorithms such as PPO, GRPO and their variants are predominantly used in RL for LLMs (Schulman et al., 2017; Shao et al., 2024; Yu et al., 2025; Yuan et al., 2025), while offline methods like DPO and KTO have also been proposed to accommodate resource-constrained environments (Rafailov et al., 2023; Ethayarajh et al., 2024). RL for LLMs can be further classified by reward source into Reinforcement Learning from Human Feedback (RLHF) and Reinforcement Learning from Verifiable Reward (RLVR). RLHF leverages a reward model trained on human preference data to provide reward signals (Ouyang et al., 2022; Bai et al., 2022; Zheng et al., 2023b; Xiong et al., 2023), while RLVR optimizes models on verifiable tasks and receives rewards from rule-based answer matching and other predefined scripts (Dong et al., 2024a; Lambert et al., 2024a; Guo et al., 2025a). In practice, RLHF and RLVR are often integrated to jointly optimize model behavior and mitigate the risk of reward hacking (Liu et al., 2024a; Yang et al., 2025; Seed et al., 2025).

3 LIBRA BENCH

In this section, we detail the curation pipeline for Libra Bench (Figure 1) and present its primary statistics and analysis. Distinct from existing RM benchmarks, our Libra Bench is constructed from a diverse set of challenging mathematical problems and advanced reasoning models, and is designed to assess pointwise accuracy in terms of correctness. These attributes ensure that Libra Bench is well aligned with contemporary research, where reasoning models are primarily assessed and optimized for correctness on complex reasoning tasks.

3.1 PIPELINE: FROM VERIFIABLE REASONING TO VERIFIABLE JUDGING

As illustrated in Figure 1, we curate the Libra Bench with the strategy: from Verifiable reasoning to Verifiable judging (V2V), for RM evaluation. The total curation process consists of four stages: query collection, response collection, correctness verification and post-processing.

Query Collection The query collection serves as the starting point of the entire curation pipeline. To adapt to the development of reasoning models, we collect 204 challenging mathematical problems from MATH-500 level5 (Lightman et al. (2023)), AIME 2024, and AIME 2025. Each problem is paired with a golden reference answer, covering various formats including integers, fractions, and formulas. Formally, each verifiable reasoning instance is denoted as (q_r, \bar{a}_r) , where q_r is the reasoning problem and \bar{a}_r is its golden reference answer.

Response Collection Compared with existing RM benchmarks, we rollout generations from a collection of advanced reasoning models to assess the capacity of RM in complex reasoning tasks, including DeepSeek-R1 (Guo et al., 2025a), Qwen3-32B (Yang et al., 2025), QwQ-32B (Qwen, 2025), DeepSeek-R1-Distill-Qwen-7B and DeepSeek-R1-Distill-Qwen-1.5B (Guo et al., 2025a). These models exhibit a wide range of accuracies (28.9% - 81.4% on AIME 2024), ensuring the diversity of our Libra Bench. For each problem q_r , we sample at least 64 responses from each model to guarantee a sufficient number of both correct and incorrect replies. At this stage, each data point is formulated as (q_r, \bar{a}_r, a_r) , where a_r is the sampled response for q_r .

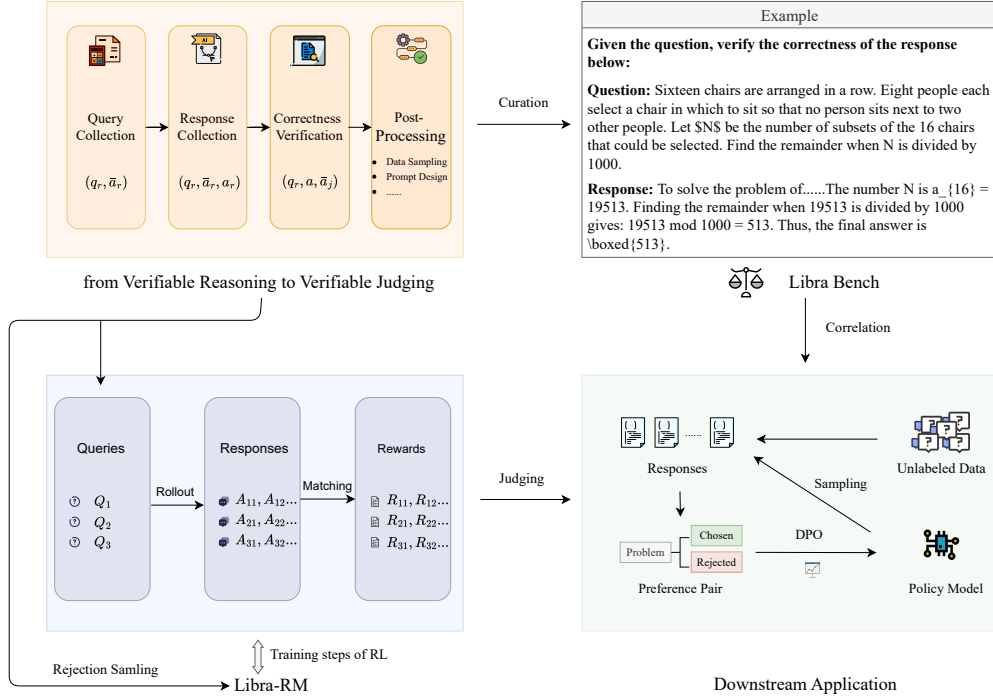


Figure 1: The overview of building Libra Bench and Libra-RM . For Libra Bench , we design the data strategy *from Verifiable Reasoning to Verifiable Judging*, to curate RM benchmark from a collection of challenging mathematical problems and advanced reasoning models. For Libra-RM, we adopt the same data strategy and combine reinforcement learning (RL) and rejection sampling for training.

Correctness Verification We annotate the outcome correctness of each response a_r based on the problem q_r and the reference answer \bar{a}_r , thereby transforming reasoning problems to judging problems. In practice, we employ a sophisticated combination of different methods to ensure the reliability of correctness verification, including rule-based answer matching, model-based evaluation and human annotation. Notably, our model-based evaluation leverages advanced reasoning models to annotate responses against golden references, enabling robust handling of complex answer formats with high accuracy, akin to Seed et al. (2025). Details of the methodologies and statistics of our annotation are reported in Appendix C.1.

We denote the label of correctness as \bar{a}_j which takes binary values 0 or 1. Each sample is thus represented as (q_r, a_r, \bar{a}_j) , where the \bar{a}_r is omitted after annotation as in existing RM benchmarks. The change of subscript from r to j indicates a transition from reasoning problem to a judging problem. The correctness label \bar{a}_j serves as the reference answer of judging problem q_j , which is derived from the concatenation of q_r , a_r , and a predefined prompt template.

Post-processing We further perform several post-processing steps to refine our Libra Bench. First, We remove the Chain-of-Thought (CoT) segments from sampled responses, as they often involve complex trial-and-error processes that are not supervised in mainstream training paradigms (Guo et al., 2025a). The truncated samples containing only the CoT component are also filtered out. Secondly, we balance the proportion of our Libra Bench such that each model contributes an equal number of correct and incorrect responses in each data subset, as detailed in Table 1.

For evaluation, the RM receives the concatenation of q_r , a_r , and the predefined prompt template as input, determines the correctness of a_r , and outputs a binary prediction. Benefiting from the balanced distribution, we directly calculate the accuracies across different data subsets to assess the capacity of RM in reasoning scenarios, as shown in Table 2.

	MATH		AIME 2024		AIME 2025	
	correct	incorrect	correct	incorrect	correct	incorrect
Number of Problems	134	134	30	30	30	30
Number of Samples	680	680	600	600	600	600
DeepSeek-R1	134	134	120	120	120	120
Qwen3-32B	134	134	120	120	120	120
QwQ-32B	134	134	120	120	120	120
R1-Distill-Qwen-7B	134	134	120	120	120	120
R1-Distill-Qwen-1.5B	134	134	120	120	120	120
Annotation Approach	Model-based + Human		Rule-Based		Rule-Based	

Table 1: Statistics of the Libra Bench. The Libra Bench comprises problems sourced from MATH-500 level5, AIME 2024, AIME 2025, with responses generated from Deepseek-R1, Qwen3-32B, QwQ-32B, DeepSeek-R1-Distill-Qwen-7B, and DeepSeek-R1-Distill-Qwen-1.5B. We divide the Libra Bench into three subsets based on the problem sources. Samples derived from the MATH-500 level5 are annotated by model-based evaluation and human annotation, while those derived from the AIME 2024 and AIME 2025 are annotated via rule-based answer matching.

3.2 STATISTICS AND ANALYSIS

We present the basic statistics of our Libra Bench in Table 1. Our Libra Bench consists of 3,740 samples which are curated from 204 challenging mathematical problems and 5 advanced reasoning models. More examples of our Libra Bench can be found in Appendix C.2.

We further evaluate state-of-the-art reward models and LLM-as-a-Judge methods in our Libra Bench, and report their performance in Table 2. For discriminative RM, we greedily search for a threshold to binarize scalar scores and maximize the average accuracy. For generative RM and LLM-as-a-Judge, we experiment with various prompt templates and report the best accuracy. Compared with the reasoning subsets of existing RM benchmarks, most models achieve lower accuracy on our Libra Bench, owing to both the increased difficulty of the problems and the presence of confusing responses from advanced reasoning models. From Table 2, we can also observe the superior performance of thinking models over non-thinking models on our Libra Bench, with non-thinking models achieving 55.1%-69.1% accuracy and thinking models achieving 73.7%-78.7% (excluding our Libra-RM). These findings motivate further improvements in RM accuracy via learning-to-think methodologies, which will be discussed in Section 4.

4 APPROACH FOR LIBRA-RM

To overcome the limitations of current RMs in reasoning scenarios, we propose a comprehensive approach to improve generative reward models via learning-to-think, resulting in our Libra-RM series. As illustrated in Figure 1, our Libra-RM series are trained through a combination of rejection sampling and reinforcement learning, sharing the same data strategy as our Libra Bench: from Verifiable reasoning to Verifiable Judging (V2V).

In this section, we formulate our task definition in subsection 4.1, followed by the details of our rejection sampling and reinforcement learning in 4.2 and 4.3, respectively.

4.1 TASK DEFINITION

Conventional reward models (RMs) are typically discriminative, mapping an input query and a candidate response to a scalar quality score. In contrast, we explore a generative paradigm for reward modeling. A generative RM is a text-to-text model conditioned on a query q , a set of candidate responses $[a_1, a_2, \dots]$, and a set of evaluation criteria c . Its objective is to generate a natural language judgment j that evaluates the candidate answers according to the specified criteria. Formally, this process is defined as:

$$j = \text{RM}_{\text{gen}}(q, [a_1, a_2, \dots], c) \quad (1)$$

Based on the criteria c , the judging tasks are further categorized into scoring and ranking. In the scoring setting, the generative reward model is required to assign a specific rating score $_i$ to each answer a_i . In contrast, the ranking task only requires the model to define the relative rank $_i$ for a_i within the answer list. Both the scores and rankings can be extracted from the textual judgment j .

$$\text{RM}(q, [a_1, \dots], c) = \begin{cases} [\text{score}_1, \dots] & c \in \mathbb{C}_{\text{score}} \\ [\text{rank}_1, \dots] & c \in \mathbb{C}_{\text{rank}} \end{cases} \quad (2)$$

In this work, we develop Libra-RM-32B-MATH and Libra-RM-32B, both endowed with advanced deep thinking capabilities. The Libra-RM-32B-MATH is specialized for the reasoning-oriented pointwise scoring task in terms of correctness, achieving state-of-the-art performance on Libra Bench and downstream applications. The Libra-RM-32B is an extended version, which is also capable of preference ranking tasks as existing RMs, further demonstrating the generalizability of our approach.

4.2 REJECTION SAMPLING AND SUPERVISED FINE-TUNING

We perform rejection sampling based on DeepSeek-R1 and finetune our Libra-RM from the pretrained model Qwen2.5-32B to accelerate convergence and improve accuracy. During this phase, both judging and non-judging data are collected to enhance the diversity of the training dataset and boost the performance of our Libra-RM.

Judging data For pointwise scoring, we initially collect a set of labeled verifiable judging data in reasoning scenarios via the V2V strategy. The correctness labels are annotated through model-based evaluation, employing advanced reasoning models to verify the answer correctness against the golden reference answer. We then perform rejection sampling on DeepSeek-R1 to collect responses that are consistent with \bar{a}_j , forming the subset $\mathcal{D}_{\text{score}}^{rs}$. For pairwise ranking, we directly utilize existing preference data for RM training. The input prompt is formed by the concatenation of the problem q , answer pair $[a_1, a_2]$ and the judgment criteria c_{rank} . The golden references for judgment are taken from the original annotation in preference data. We apply the same rejection sampling procedure as in the pointwise scoring data to construct the data subset $\mathcal{D}_{\text{rank}}^{rs}$.

Non-Judging data The curation of non-judging data adheres to the standard SFT setting, with prompts comprising only the question and ground truths as direct answers. For reasoning tasks, we perform rejection sampling on verifiable reasoning problems. And for general tasks (non-reasoning), we directly sample generations from DeepSeek-R1 as the ground truth without rejection, thereby ensuring the entire training process is RM-free. In this way, we obtain two data subsets $\mathcal{D}_{\text{reason}}^{rs}$ and $\mathcal{D}_{\text{general}}^{rs}$. In practice, we combine the $\mathcal{D}_{\text{score}}^{rs}$ and $\mathcal{D}_{\text{reason}}^{rs}$ subsets to train Libra-RM-32B-Math, while all data subsets are utilized for training Libra-RM-32B. An ablation study on our data composition is presented in Section 7.

4.3 REINFORCEMENT LEARNING FOR JUDGING

Following rejection sampling and supervised fine-tuning, we further apply rule-based reinforcement learning on a verifiable dataset to improve the accuracy of our Libra-RM. We detail our training recipe from three aspects: data, reward design, and learning objective.

Data Similar to the rejection sampling, we curate a mixed RL dataset consisting of judging data and non-judging data for training. The judging data consists of $\mathcal{D}_{\text{score}}^{rl}$ for pointwise scoring and $\mathcal{D}_{\text{rank}}^{rl}$ for pairwise ranking, while the non-judging data consists solely of verifiable reasoning data $\mathcal{D}_{\text{reason}}^{rl}$. All of our RL dataset are verifiable, and the entire training process does not depend on any other RMs. In practice, we combine $\mathcal{D}_{\text{score}}^{rl}$ and $\mathcal{D}_{\text{reason}}^{rl}$ subsets for training Libra-RM-32B-MATH, while all three subsets are incorporated for training Libra-RM-32B.

Reward Design We adopt a rule-based reward signal that consists of correctness reward and length penalty for training Libra-RM, formulated as Equation 3.

$$\text{reward}(x, y, \bar{y}) = \text{is_correct}(y, \bar{y}) - \text{len_penalty}(y) \quad (3)$$

where x denotes the input, y denotes the response, and \bar{y} denotes the ground-truth answer for x .

The correctness reward $\text{is_correct}(y, \bar{y})$ is computed via rule-based answer matching to assess the correctness of the response’s final outcome. Typically, the final outcome of the response can be extracted as a boxed number in reasoning tasks or as a formatted verdict in judging tasks. If the extracted outcome aligns with the golden reference answer, a correctness reward of 1 is assigned; otherwise, a reward of 0 is given.

We also incorporate a length penalty into our reward system, which has been demonstrated effective in performance improvement and length compression (Yu et al., 2025; Team et al., 2025). As formulated in Equation 4, the length penalty is defined as the ratio of the excess length over the expected length to the buffer length, where L_{exp} denotes the expected length and L_{max} represents the maximum generated length during training. The buffer length is given by the difference $L_{max} - L_{exp}$ and length penalty is constrained to the range $[0, 1]$ since responses longer than L_{max} are truncated.

$$\text{len_penalty}(y) = \max\left(\frac{|y| - L_{exp}}{L_{max} - L_{exp}}, 0\right) \quad (4)$$

Learning Objective We adopt GRPO (Shao et al., 2024) with Clip-Higher strategy (Seed et al., 2025) as our reinforcement learning algorithm motivated by its resource efficiency and strong empirical performance. The learning objective can be formulated as follows:

$$J_{GRPO}(\theta) = \mathbb{E}[q \sim P(Q), \{o_i\}_{i=1}^G \sim \pi_{\theta_{old}}(O|q)] \\ \frac{1}{G} \sum_{i=1}^G \frac{1}{|o_i|} \sum_{t=1}^{|o_i|} (\min(r_{i,t}(\theta)a_{i,t}, \text{clip}(r_{i,t}(\theta), 1 - \varepsilon_{low}, 1 + \varepsilon_{high})a_{i,t}) - \beta D_{KL}(\pi_{\theta} || \pi_{ref})) \quad (5)$$

where $r_{i,t}(\theta) = \frac{\pi_{\theta}(o_{i,t}|q, o_{<t})}{\pi_{\theta_{old}}(o_{i,t}|q, o_{<t})}$, and D_{KL} denotes an unbiased estimator of the KL divergence, formulated as $D_{KL}(\pi_{\theta} || \pi_{ref}) = \frac{\pi_{ref}(o_i|q)}{\pi_{\theta}(o_i|q)} - \log \frac{\pi_{ref}(o_i|q)}{\pi_{\theta}(o_i|q)} - 1$. The advantage $a_{i,t}$ represents the relative reward of the output within the corresponding group, calculated as $a_{i,t} = \frac{r_i - \text{mean}(\{r_1, r_2, \dots, r_G\})}{\text{std}(\{r_1, r_2, \dots, r_G\})}$.

5 EXPERIMENTS ON RM BENCHMARKS

We conduct extensive experiments to evaluate and analyze both our Libra Bench and our Libra-RM. We begin by detailing our experimental setups in subsection 5.1. Subsequently, we present the performance of Libra-RM and various baseline methods on Libra Bench in subsection 5.2. Furthermore, subsection 5.3 extends the evaluation to other widely adopted RM benchmarks, highlighting the generalizability of our approach.

5.1 EXPERIMENTAL SETUPS

Benchmarks We evaluate our Libra-RM and baseline models on both our proposed Libra Bench and existing RM benchmarks. Libra Bench, detailed in section 3, is specially designed to assess the pointwise accuracy of RMs on challenging reasoning tasks. To ensure a comprehensive comparison, we also include widely used RM benchmarks such as Reward Bench, PPE Preference, PPE Correctness, RMB, and JudgeBench (Lambert et al., 2024b; Frick et al., 2024; Zhou et al., 2024; Tan et al., 2024), which are designed to measure the pairwise accuracy of RMs in general scenarios.

Baseline methods We compare our Libra-RM with leading reward models and LLM-as-a-Judge methods:

- Discriminative Reward Models: InternLM2-20B-Reward (Cai et al., 2024), Skywork-Reward-Gemma-2-27B (Liu et al., 2024b), ArmoRM-8B-v0.1 (Wang et al., 2024a), Nemotron-4-340B-Reward (Adler et al., 2024), Qwen2.5-Math-RM-72B (Yang et al., 2024), AceMath-72B-RM (Liu et al., 2024d).
- Generative Reward Models: Skywork-Critic-Llama-3.1-70B (Shiwen et al., 2024), DeepSeek-GRM-27B (Liu et al., 2025).
- LLM-as-a-Judge methods: GPT-4o-0816 (Hurst et al., 2024), GPT-4.1 (OpenAI, 2025), Claude-3.5-sonnet (Anthropic, 2024a), Claude-3.7-sonnet (Anthropic, 2024b), Gemini-1.5-pro (Team et al., 2024), Llama-3.1-70B-Instruct (Grattafiori et al., 2024).

Model	MATH-500	AIME2024	AIME2025	Average
Discriminative Reward Models				
InternLM2-20B-Reward	59.9	67.1	62.2	63.1
Skywork-Reward-Gemma-2-27B	55.8	54.5	55.1	55.1
ArmoRM-8B-v0.1	57.2	61.8	58.9	59.3
Qwen2.5-Math-RM-72B	69.9	69.1	58.0	65.7
AceMath-72B-RM	73.6	65.4	60.8	66.6
LLM-as-a-Judge				
GPT-4o-0816	69.9	66.1	61.4	65.8
GPT-4.1	71.3	71.0	65.0	69.1
Claude-3.5-sonnet	64.9	65.2	63.9	64.7
Claude-3.7-sonnet	70.8	65.6	65.0	67.1
Llama-3.1-70B-Instruct	50.8	50.4	51.4	50.9
LLM-as-a-Judge with thinking				
DeepSeek-R1	82.2	76.8	77.4	78.8
Qwen3-32B	80.2	78.3	75.8	78.1
QwQ-32B	80.8	77.1	74.7	77.5
R1-Distill-Qwen-32B	75.9	75.0	70.2	73.7
Generative Reward Models				
Skywork-Critic-Llama-3.1-70B	55.4	60.6	57.2	57.7
Libra-RM-32B-MATH (Ours)	83.4	81.5	80.3	81.7
Libra-RM-32B (Ours)	<u>82.8</u>	<u>79.7</u>	<u>77.5</u>	<u>80.0</u>

Table 2: Evaluations on Libra Bench . Bold numbers indicate the best performance, while underlined numbers indicate the second-best performance among baseline models and our Libra-RM. For generative reward model, the best accuracy across different prompt templates is reported (see Appendix B). For discriminative reward model, we select a threshold that maximizes the average accuracy to convert model outputs into binary correctness predictions. Note that all metrics reported in the table are accuracies and the subsets MATH-500, AIME2024, and AIME2025 only refer to the sources of problems.

- LLM-as-a-Judge methods with thinking: DeepSeek-R1 (Guo et al., 2025a), Qwen3-32B (Yang et al., 2025), QwQ-32B (Qwen, 2025), R1-Distill-Qwen-32B (Guo et al., 2025a).
- Libra-RM Series: Our proposed generative Reward Models with deep thinking capabilities. Libra-RM series were trained through the approach in 4, and training details are reported in D.

5.2 EVALUATIONS ON OUR LIBRA BENCH

We first compare the performance of our Libra-RM with various baseline models on the Libra Bench. As shown in Table 2, our Libra-RM-32B-MATH and Libra-RM-32B consistently outperform all baselines across all subsets of Libra Bench. Specifically, our Libra-RM-32B-MATH attains an average accuracy of 81.7, while AceMath-72B-RM attains the highest accuracy of 66.6 among discriminative reward models and GPT-4.1 attains the highest accuracy of 69.1 among LLM-as-a-Judge methods without deep thinking. We also compare our Libra-RM with state-of-the-art thinking models. Trained from the same base model, our Libra-RM-32B-MATH outperforms the QwQ-32B and R1-Distill-Qwen-32B by significant margins (81.7 vs. 77.5 and 81.7 vs. 73.7, respectively), demonstrating the effectiveness of our proposed approach. Notably, Libra-RM-32B-MATH even surpasses Qwen3-32B and DeepSeek R1, which were trained from stronger base models, achieving accuracy gains of 3.6 and 2.9, respectively.

To further understand these performance differences, we analyze the confusion matrices on Libra Bench , as shown in Table 3. The results indicate that verifying incorrect samples is substantially more challenging than verifying correct ones. Notably, our Libra-RM series demonstrates superior performance in handling incorrect samples and achieves the highest macro F1 score among all evaluated models.

Model	TP	TN	FP	FN	Macro F1
GPT-4.1	1281	1307	563	589	0.692
Claude-3.7-sonnet	1448	1068	802	422	0.669
DeepSeek-R1	1693	1258	612	177	0.786
Qwen3-32B	1652	1272	598	218	0.780
QwQ-32B	1670	1234	636	200	0.773
R1-Distill-Qwen-32B	1689	1070	800	181	0.730
Libra-RM-32B-MATH (Ours)	1662	1397	473	208	0.817
Libra-RM-32B (Ours)	1601	1395	475	269	0.800

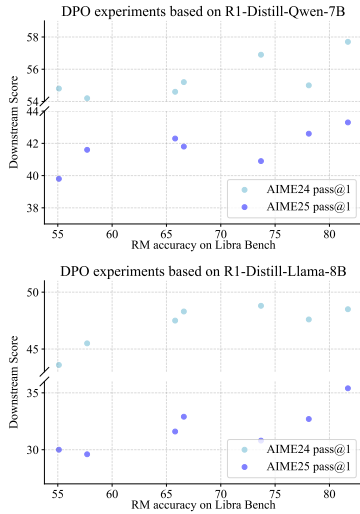
Table 3: Confusion matrices on Libra Bench. TP, TN, FP, and FN are short for True Positive, True Negative, False Positive, and False Negative. Macro F1 is calculated as the arithmetic mean of the F1 scores for positive samples and negative samples.

Model	Reward Bench	PPE-P	PPE-C	RMB	JudgeBench	Average
Discriminative Reward Model						
InternLM2-20B-Reward	90.2	61.0	63.0	62.9	63.4	68.1
Skywork-Reward-Gemma-2-27B	94.3	56.6	56.6	60.2	64.3	66.4
ArmoRM-8B-v0.1	90.4	60.6	61.2	64.6	56.9	66.7
Nemotron-4-340B-Reward	92.0	59.3	60.8	69.9	-	-
LLM-as-a-Judge						
GPT-4o-0816	86.7	67.7	-	-	56.6	-
Claude-3.5-sonnet	84.2	67.3	68.4	70.6	64.3	71.0
Gemini-1.5-pro	86.8	66.1	59.8	56.5	47.1	63.3
Llama-3.1-70B-Instruct	84.0	65.3	63.2	68.9	52.3	66.7
Generative Reward Model						
DeepSeek-GRM-27B	86.0	64.7	59.8	69.0	-	-
Libra-RM-32B-MATH (Ours)	89.1	63.9	75.2	65.5	76.6	74.1
Libra-RM-32B (Ours)	92.9	66.5	77.3	72.9	77.1	77.3

Table 4: Overall evaluations on mainstream reward model (RM) benchmarks for pairwise ranking tasks. PPE-P is short for PPE preference, and PPE-C is short for PPE correctness. Bold numbers indicate the best performance, while underlined numbers indicate the second-best performance among all baseline and our Libra-RM. Baseline results are taken from previous work (Liu et al. (2025); Frick et al. (2024); Zhou et al. (2024)), with missing JudgeBench scores supplemented by us.

5.3 EVALUATIONS ON GENERAL RM BENCHMARKS

We further evaluate our Libra-RM with existing reward models and LLM-as-a-Judge methods on widely used RM benchmarks for comprehensive assessment. Table 4 reports the overall scores of our Libra-RM and baseline models on various RM benchmarks, including Reward Bench, PPE Preference, PPE correctness, RMB, and JudgeBench (Lambert et al., 2024b; Frick et al., 2024; Zhou et al., 2024; Tan et al., 2024). Different from Libra Bench, these RM benchmarks require RMs to predict the preference between two responses. As shown in Table 4, our Libra-RM-32B outperforms both existing reward models and LLM-as-a-Judge methods in terms of average accuracy. Specifically, Libra-RM-32B attains the PPE correctness accuracy of 77.3 and the JudgeBench accuracy of 77.1, substantially surpassing the baseline models. As for other RM benchmarks such as RewardBench, PPE preference, and RMB, our Libra-RM-32B still achieves competitive results, consistently ranking among the top tier. Table 5 further demonstrates the advantages of our Libra-RM on the reasoning subsets of these RM benchmarks. Notably, compared with existing reward models, Libra-RM-32B exhibits strong stability and delivers outstanding performance on all RM benchmarks. Detailed scores of our model and the baseline models are presented in Appendix A.



Model	AIME24	AIME25	RM ACC
R1-Distill-Qwen-7B†	55.5	39.2	-
+ DPO×Skywork-RM	54.8	39.8	55.1
+ DPO×Skywork-Critic	54.2	41.6	57.7
+ DPO×GPT-4o-0816	54.6	42.3	65.8
+ DPO×AceMath-RM	55.2	41.8	66.6
+ DPO×R1-Qwen-32B	56.9	40.9	73.7
+ DPO×Qwen3-32B	55.0	42.6	78.1
+ DPO×Libra-MATH	57.7	43.3	81.7
R1-Distill-Llama-8B‡	43.1(50.4)	30.7	-
+ DPO×Skywork-RM	41.9	30.0	55.1
+ DPO×Skywork-Critic	45.5	29.6	57.7
+ DPO×GPT-4o-0816	47.5	31.6	65.8
+ DPO×AceMath-RM	48.3	32.9	66.6
+ DPO×R1-Qwen-32B	48.8	30.8	73.7
+ DPO×Qwen3-32B	47.6	32.7	78.1
+ DPO×Libra-MATH	48.5	35.4	81.7

Figure 2: Correlation between Libra Bench accuracy and downstream performance. †: Results taken from Guo et al. (2025a) and Wen et al. (2025). ‡: We re-evaluate the metrics for R1-Distill-Llama-8B, with the results in parentheses taken from Guo et al. (2025a).

6 EXPERIMENTS ON DOWNSTREAM TASKS

We further conduct a series of DPO experiments to investigate the relationship between the accuracy of Libra-Bench and the performance of downstream application. The experimental results also demonstrate the potential of our Libra-RM for RL data scaling.

6.1 EXPERIMENTAL SETUPS

We select the R1-Distill-Qwen-7B and R1-Distill-Llama-8B as the initial policy models to investigate how reward models of varying accuracies impact reasoning performance via DPO. The queries for DPO are drawn from Skywork-OR1-RL-Data (He et al., 2025), and for each initial policy model, and we sample 4 responses on each query for DPO training. The DPO experiments are conducted with seven different reward models, spanning various categories and exhibiting different levels of accuracy on Libra Bench. We instruct the reward models to annotate the correctness of the sampled responses without access to reference answers, simulating the scenario of RL data scaling on unlabeled data. The annotations are performed following the same evaluation protocol as in Table 2, and each preference pair consists of one correct and one incorrect response as labeled by the reward models. For each query, we curate preference pairs by matching the minimum number of correct and incorrect responses.

As for hyperparameters, the β is set to 0.01, the global batch size is set to 256, the training epoch is set to 3, and the learning rate is set to 10^{-6} . As for evaluation, the temperature is set to 0.6, and the maximum number of new tokens is set to 32,768. We calculate pass@1 scores on AIME 2024 and AIME 2025 by sampling 32 responses per query.

6.2 RESULTS

We illustrate the correlation between the accuracy of Libra-Bench and the performance of downstream DPO experiments in Figure 2. For brevity, we use the following abbreviations: “Skywork-RM” refers to Skywork-Reward-Gemma-2-27B, “Skywork-Critic” to Skywork-Critic-Llama-3.1-70B, “AceMath-RM” to AceMath-72B-RM, “R1-Qwen-32B” to R1-Distill-Qwen-32B, and “Libra-MATH” to Libra-RM-32B-MATH, “RM ACC” to RM accuracy on Libra Bench.

For both R1-Distill-Qwen-7B and R1-Distill-Llama-8B, the RM accuracies on our Libra Bench show a consistent correlation with downstream DPO performance, as measured by pass@1 scores on AIME 2024 and AIME 2025. Our results reveal that existing RMs and LLM-as-a-Judge methods are limited

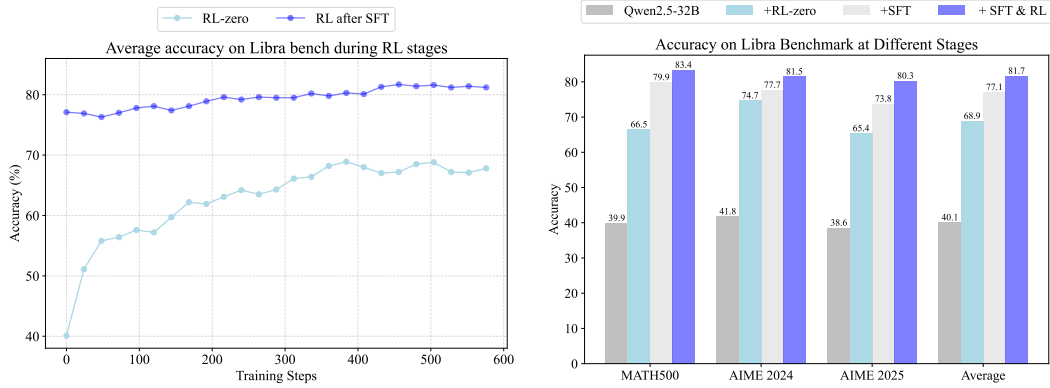


Figure 3: (a) Average accuracy on Libra Bench during RL-zero and RL after SFT. (b) Accuracy on Libra Bench at different stages, including initial model, RL-zero model, SFT model and SFT + RL model.

in enhancing reasoning performance through DPO, primarily due to their low accuracies. In contrast, models equipped with deep thinking capabilities consistently achieve higher accuracy on Libra Bench and demonstrate superior downstream performance in our experiments. The correlation between Libra Bench accuracy and downstream application performance highlights the utility of our Libra Bench in guiding RM optimization and predicting RM performance.

Among these models, our Libra-RM-32B-MATH achieves the best performance on both the Libra Bench evaluation and downstream DPO experiments. For initial policy model R1-Distill-Qwen-7B, our Libra-RM-32B-MATH improves the pass@1 score on AIME 2024 from 55.5% to 57.7%, and on AIME 2025 from 39.2% to 43.3%. Similarly, for initial policy model R1-Distill-Llama-8B, our Libra-RM-32B-MATH also increases the pass@1 score of AIME 2025 from 30.7% to 35.4%. Notably, all these enhancements are achieved without access to golden reference answers, demonstrating the potential of our Libra-RM for RL data scaling on unlabeled data.

7 ABLATION STUDIES AND DISCUSSION

In this section, we present ablation studies to analyze the effectiveness of different components in our proposed approach.

7.1 ABLATION STUDY ON MULTI-STAGE TRAINING

We first examine the impact of SFT and RL stages in training Libra-RM -32B-MATH. We use Libra-RM -32b-MATH as the basis for our studies and supplement with an RL-zero experiment, where we directly apply reinforcement learning to Qwen2.5-32B rather than the SFT checkpoint.

Experimental Setups Following Seed et al. (2025); He et al. (2025), we set the coefficient of the KL loss to 0. All other hyperparameters and the training dataset for the RL-zero experiment are the same as those for Libra-RM -32B-MATH, as detailed in Appendix D. We specially adjust the prompt template to incentivize the model’s thinking capacity, similar to the DAPO dataset (Seed et al., 2025).

Results and Analysis As shown in Figure 3 (a), RL significantly enhances the performance of our Libra-RM -32B-MATH whether initialized from the pretrained or SFT model. The average accuracy on Libra Bench increases steadily and converges after approximately 400 to 500 steps in both settings. Notably, the RL-zero variant of Libra-RM-32B-MATH, which does not utilize any distillation data, achieves an accuracy of 68.9 on the Libra Bench, outperforming many proprietary models in Table 2. This observation demonstrates the potential of training RM from scratch in entirely new settings, without relying on existing models.

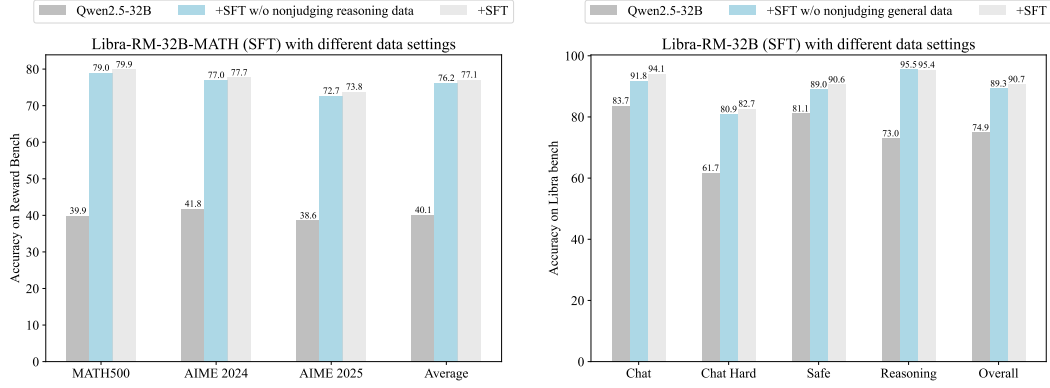


Figure 4: (a) Accuracy on Libra Bench with different SFT data settings. (b) Accuracy on Reward Bench with different SFT data settings.

However, compared to the combined SFT+RL approach, the RL-zero version converges more slowly and ultimately achieves lower final performance. Figure 3(b) provides a detailed comparison of the performance of the SFT checkpoint, the RL-zero checkpoint, and the RL checkpoint (trained from the SFT checkpoint), further highlighting the indispensable roles of both the SFT and RL stages in our proposed approach.

7.2 ABLATION STUDY ON DATASET COMPONENTS

We further conduct ablation studies to assess the impact of incorporating non-judging data into the training dataset during the SFT stage, as illustrated in Figure 4.

Experimental Setups The ablation studies are conducted based on Qwen2.5-32B, with hyperparameters set to the same values as in the Libra-RM series (detailed in Appendix D). For a fair comparison, we upsample the training data for each experimental group.

Results and Analysis As shown in Figure 4, incorporating non-judging data consistently improves the RM’s performance in both reasoning and general scenarios. Specifically, adding the non-judging reasoning data $\mathcal{D}_{reason}^{rs}$ increases the accuracy on Libra Bench from 76.2 to 77.1, while incorporating the non-judging general data $\mathcal{D}_{general}^{rs}$ improves the accuracy on Reward Bench from 89.3 to 90.7. These experimental results reveal an intrinsic connection between judging and answering. The accuracy of generative reward models can be improved not only through specially designed training paradigms, but also by enhancing the model’s fundamental answering abilities.

8 CONCLUSIONS

In this paper, we present a comprehensive framework for evaluating and improving the performance of generative reward models in complex reasoning scenarios, introducing our Libra Bench and Libra-RM series. Distinct from existing RM benchmarks, the Libra Bench is curated from a diverse collection of challenging mathematical problems and advanced reasoning models, and aims to assess pointwise judging accuracy with respect to correctness. The Libra-RM series, including Libra-RM -32B and Libra-RM -32B-MATH, are trained through a combination of SFT and RL, where the judging process is formulated as a verifiable task. Systematic evaluations demonstrate that our Libra-RM series achieve state-of-the-art results on various benchmarks, especially in reasoning tasks. We also provide detailed ablation studies to further validate our approach. Furthermore, comprehensive downstream DPO experimental results reveal the correlation between our Libra Bench and downstream application, as well as the potential of Libra-RM to further improve reasoning models with unlabeled data.

REFERENCES

- Bo Adler, Niket Agarwal, Ashwath Aithal, Dong H Anh, Pallab Bhattacharya, Annika Brundyn, Jared Casper, Bryan Catanzaro, Sharon Clay, Jonathan Cohen, et al. Nemotron-4 340b technical report. *arXiv preprint arXiv:2406.11704*, 2024.
- Zachary Ankner, Mansheej Paul, Brandon Cui, Jonathan D Chang, and Prithviraj Ammanabrolu. Critique-out-loud reward models. *arXiv preprint arXiv:2408.11791*, 2024.
- Anthropic. Claude 3.5 sonnet. <https://www.anthropic.com/news/claude-3-5-sonnet>, June 2024a. URL <https://www.anthropic.com/news/claude-3-5-sonnet>.
- Anthropic. Claude 3.7 sonnet and claude code. <https://www.anthropic.com/news/claude-3-7-sonnet>, February 2024b. URL <https://www.anthropic.com/news/claude-3-7-sonnet>.
- Yuntao Bai, Andy Jones, Kamal Ndousse, Amanda Askell, Anna Chen, Nova DasSarma, Dawn Drain, Stanislav Fort, Deep Ganguli, Tom Henighan, et al. Training a helpful and harmless assistant with reinforcement learning from human feedback. *arXiv preprint arXiv:2204.05862*, 2022.
- Ralph Allan Bradley and Milton E Terry. Rank analysis of incomplete block designs: I. the method of paired comparisons. *Biometrika*, 39(3/4):324–345, 1952.
- Zheng Cai, Maosong Cao, Haojiong Chen, Kai Chen, Keyu Chen, Xin Chen, Xun Chen, Zehui Chen, Zhi Chen, Pei Chu, Xiaoyi Dong, Haodong Duan, Qi Fan, Zhaoye Fei, Yang Gao, Jiaye Ge, Chenya Gu, Yuzhe Gu, Tao Gui, Aijia Guo, Qipeng Guo, Conghui He, Yingfan Hu, Ting Huang, Tao Jiang, Penglong Jiao, Zhenjiang Jin, Zhikai Lei, Jiaying Li, Jingwen Li, Linyang Li, Shuaibin Li, Wei Li, Yining Li, Hongwei Liu, Jiangning Liu, Jiawei Hong, Kaiwen Liu, Kuikun Liu, Xiaoran Liu, Chengqi Lv, Haijun Lv, Kai Lv, Li Ma, Runyuan Ma, Zerun Ma, Wenchang Ning, Linke Ouyang, Jiantao Qiu, Yuan Qu, Fukai Shang, Yunfan Shao, Demin Song, Zifan Song, Zhihao Sui, Peng Sun, Yu Sun, Huanze Tang, Bin Wang, Guoteng Wang, Jiaqi Wang, Jiayu Wang, Rui Wang, Yudong Wang, Ziyi Wang, Xingjian Wei, Qizhen Weng, Fan Wu, Yingdong Xiong, Chao Xu, Ruiliang Xu, Hang Yan, Yirong Yan, Xiaogui Yang, Haochen Ye, Huaiyuan Ying, Jia Yu, Jing Yu, Yuhang Zang, Chuyu Zhang, Li Zhang, Pan Zhang, Peng Zhang, Ruijie Zhang, Shuo Zhang, Songyang Zhang, Wenjian Zhang, Wenwei Zhang, Xingcheng Zhang, Xinyue Zhang, Hui Zhao, Qian Zhao, Xiaomeng Zhao, Fengzhe Zhou, Zaida Zhou, Jingming Zhuo, Yicheng Zou, Xipeng Qiu, Yu Qiao, and Dahua Lin. Internlm2 technical report, 2024.
- Nuo Chen, Zhiyuan Hu, Qingyun Zou, Jiaying Wu, Qian Wang, Bryan Hooi, and Bingsheng He. Judgelm: Large reasoning models as a judge. *arXiv preprint arXiv:2504.00050*, 2025a.
- Xiuxi Chen, Gaotang Li, Ziqi Wang, Bowen Jin, Cheng Qian, Yu Wang, Hongru Wang, Yu Zhang, Denghui Zhang, Tong Zhang, et al. Rm-r1: Reward modeling as reasoning. *arXiv preprint arXiv:2505.02387*, 2025b.
- Zhaorun Chen, Yichao Du, Zichen Wen, Yiyang Zhou, Chenhang Cui, Zhenzhen Weng, Haoqin Tu, Chaoqi Wang, Zhengwei Tong, Qinglan Huang, et al. Mj-bench: Is your multimodal reward model really a good judge for text-to-image generation? *arXiv preprint arXiv:2407.04842*, 2024.
- Guanting Dong, Keming Lu, Chengpeng Li, Tingyu Xia, Bowen Yu, Chang Zhou, and Jingren Zhou. Self-play with execution feedback: Improving instruction-following capabilities of large language models. *arXiv preprint arXiv:2406.13542*, 2024a.
- Hanze Dong, Wei Xiong, Bo Pang, Haoxiang Wang, Han Zhao, Yingbo Zhou, Nan Jiang, Doyen Sahoo, Caiming Xiong, and Tong Zhang. Rlhf workflow: From reward modeling to online rlhf. *arXiv preprint arXiv:2405.07863*, 2024b.
- Yann Dubois, Balázs Galambosi, Percy Liang, and Tatsunori B Hashimoto. Length-controlled alpacaeval: A simple way to debias automatic evaluators. *arXiv preprint arXiv:2404.04475*, 2024.
- Kawin Ethayarajh, Winnie Xu, Niklas Muennighoff, Dan Jurafsky, and Douwe Kiela. Kto: Model alignment as prospect theoretic optimization. *arXiv preprint arXiv:2402.01306*, 2024.

-
- Evan Frick, Tianle Li, Connor Chen, Wei-Lin Chiang, Anastasios N Angelopoulos, Jiantao Jiao, Banghua Zhu, Joseph E Gonzalez, and Ion Stoica. How to evaluate reward models for rlhf. *arXiv preprint arXiv:2410.14872*, 2024.
- Aaron Grattafiori, Abhimanyu Dubey, Abhinav Jauhri, Abhinav Pandey, Abhishek Kadian, Ahmad Al-Dahle, Aiesha Letman, Akhil Mathur, Alan Schelten, Alex Vaughan, et al. The llama 3 herd of models. *arXiv preprint arXiv:2407.21783*, 2024.
- Jiawei Gu, Xuhui Jiang, Zhichao Shi, Hexiang Tan, Xuehao Zhai, Chengjin Xu, Wei Li, Yinghan Shen, Shengjie Ma, Honghao Liu, et al. A survey on llm-as-a-judge. *arXiv preprint arXiv:2411.15594*, 2024.
- Daya Guo, Dejian Yang, Haowei Zhang, Junxiao Song, Ruoyu Zhang, Runxin Xu, Qihao Zhu, Shirong Ma, Peiyi Wang, Xiao Bi, et al. Deepseek-r1: Incentivizing reasoning capability in llms via reinforcement learning. *arXiv preprint arXiv:2501.12948*, 2025a.
- Jiixin Guo, Zewen Chi, Li Dong, Qingxiu Dong, Xun Wu, Shaohan Huang, and Furu Wei. Reward reasoning model, 2025b. URL <https://arxiv.org/abs/2505.14674>.
- Srishti Gureja, Lester James V Miranda, Shayekh Bin Islam, Rishabh Maheshwary, Drishti Sharma, Gusti Winata, Nathan Lambert, Sebastian Ruder, Sara Hooker, and Marzieh Fadaee. M-rewardbench: Evaluating reward models in multilingual settings. *arXiv preprint arXiv:2410.15522*, 2024.
- Jujie He, Jiakai Liu, Chris Yuhao Liu, Rui Yan, Chaojie Wang, Peng Cheng, Xiaoyu Zhang, Fuxiang Zhang, Jiacheng Xu, Wei Shen, Siyuan Li, Liang Zeng, Tianwen Wei, Cheng Cheng, Bo An, Yang Liu, and Yahui Zhou. Skywork open reasoner 1 technical report. *arXiv preprint arXiv:2505.22312*, 2025.
- Aaron Hurst, Adam Lerer, Adam P Goucher, Adam Perelman, Aditya Ramesh, Aidan Clark, AJ Ostrow, Akila Welihinda, Alan Hayes, Alec Radford, et al. Gpt-4o system card. *arXiv preprint arXiv:2410.21276*, 2024.
- Zhuoran Jin, Hongbang Yuan, Tianyi Men, Pengfei Cao, Yubo Chen, Kang Liu, and Jun Zhao. Rag-rewardbench: Benchmarking reward models in retrieval augmented generation for preference alignment. *arXiv preprint arXiv:2412.13746*, 2024.
- Nathan Lambert, Jacob Morrison, Valentina Pyatkin, Shengyi Huang, Hamish Ivison, Faeze Brahman, Lester James V Miranda, Alisa Liu, Nouha Dziri, Shane Lyu, et al. Tulu 3: Pushing frontiers in open language model post-training. *arXiv preprint arXiv:2411.15124*, 2024a.
- Nathan Lambert, Valentina Pyatkin, Jacob Morrison, LJ Miranda, Bill Yuchen Lin, Khyathi Chandu, Nouha Dziri, Sachin Kumar, Tom Zick, Yejin Choi, et al. Rewardbench: Evaluating reward models for language modeling. *arXiv preprint arXiv:2403.13787*, 2024b.
- Lei Li, Yuancheng Wei, Zhihui Xie, Xuqing Yang, Yifan Song, Peiyi Wang, Chenxin An, Tianyu Liu, Sujian Li, Bill Yuchen Lin, et al. VI-rewardbench: A challenging benchmark for vision-language generative reward models. In *Proceedings of the Computer Vision and Pattern Recognition Conference*, pp. 24657–24668, 2025.
- Tianle Li, Wei-Lin Chiang, Evan Frick, Lisa Dunlap, Tianhao Wu, Banghua Zhu, Joseph E Gonzalez, and Ion Stoica. From crowdsourced data to high-quality benchmarks: Arena-hard and benchbuilder pipeline. *arXiv preprint arXiv:2406.11939*, 2024.
- Hunter Lightman, Vineet Kosaraju, Yuri Burda, Harrison Edwards, Bowen Baker, Teddy Lee, Jan Leike, John Schulman, Ilya Sutskever, and Karl Cobbe. Let’s verify step by step. In *The Twelfth International Conference on Learning Representations*, 2023.
- Aixin Liu, Bei Feng, Bing Xue, Bingxuan Wang, Bochao Wu, Chengda Lu, Chenggang Zhao, Chengqi Deng, Chenyu Zhang, Chong Ruan, et al. Deepseek-v3 technical report. *arXiv preprint arXiv:2412.19437*, 2024a.

-
- Chris Yuhao Liu, Liang Zeng, Jiakai Liu, Rui Yan, Jujie He, Chaojie Wang, Shuicheng Yan, Yang Liu, and Yahui Zhou. Skywork-reward: Bag of tricks for reward modeling in llms. *arXiv preprint arXiv:2410.18451*, 2024b.
- Yantao Liu, Zijun Yao, Rui Min, Yixin Cao, Lei Hou, and Juanzi Li. Rm-bench: Benchmarking reward models of language models with subtlety and style. *arXiv preprint arXiv:2410.16184*, 2024c.
- Zihan Liu, Yang Chen, Mohammad Shoeybi, Bryan Catanzaro, and Wei Ping. Acemath: Advancing frontier math reasoning with post-training and reward modeling. *arXiv preprint*, 2024d.
- Zijun Liu, Peiyi Wang, Runxin Xu, Shirong Ma, Chong Ruan, Peng Li, Yang Liu, and Yu Wu. Inference-time scaling for generalist reward modeling. *arXiv preprint arXiv:2504.02495*, 2025.
- Xing Han Lù, Amirhossein Kazemnejad, Nicholas Meade, Arkil Patel, Dongchan Shin, Alejandra Zambrano, Karolina Stańczak, Peter Shaw, Christopher J Pal, and Siva Reddy. Agentrewardbench: Evaluating automatic evaluations of web agent trajectories. *arXiv preprint arXiv:2504.08942*, 2025.
- Saumya Malik, Valentina Pyatkin, Sander Land, Jacob Morrison, Noah A Smith, Hannaneh Hajishirzi, and Nathan Lambert. Rewardbench 2: Advancing reward model evaluation. *arXiv preprint arXiv:2506.01937*, 2025.
- OpenAI. Learning to reason with llms. <https://openai.com/index/learning-to-reason-with-llms/>, 2024.
- OpenAI. Introducing gpt-4.1 in the api. <https://openai.com/index/gpt-4-1/>, April 2025. URL <https://openai.com/index/gpt-4-1/>.
- Long Ouyang, Jeffrey Wu, Xu Jiang, Diogo Almeida, Carroll Wainwright, Pamela Mishkin, Chong Zhang, Sandhini Agarwal, Katarina Slama, Alex Ray, et al. Training language models to follow instructions with human feedback. *Advances in neural information processing systems*, 35:27730–27744, 2022.
- Qwen. Qwq-32b: Embracing the power of reinforcement learning. <https://qwenlm.github.io/blog/qwq-32b/>, 2025.
- Rafael Rafailov, Archit Sharma, Eric Mitchell, Christopher D Manning, Stefano Ermon, and Chelsea Finn. Direct preference optimization: Your language model is secretly a reward model. *Advances in Neural Information Processing Systems*, 36:53728–53741, 2023.
- Jiacheng Ruan, Wenzhen Yuan, Xian Gao, Ye Guo, Daoxin Zhang, Zhe Xu, Yao Hu, Ting Liu, and Yuzhuo Fu. Vlrbench: A comprehensive and challenging benchmark for vision-language reward models. *arXiv preprint arXiv:2503.07478*, 2025.
- Swarnadeep Saha, Xian Li, Marjan Ghazvininejad, Jason Weston, and Tianlu Wang. Learning to plan & reason for evaluation with thinking-llm-as-a-judge. *arXiv preprint arXiv:2501.18099*, 2025.
- John Schulman, Filip Wolski, Prafulla Dhariwal, Alec Radford, and Oleg Klimov. Proximal policy optimization algorithms. *arXiv preprint arXiv:1707.06347*, 2017.
- ByteDance Seed, Yufeng Yuan, Yu Yue, Mingxuan Wang, Xiaochen Zuo, Jiaze Chen, Lin Yan, Wenyan Xu, Chi Zhang, Xin Liu, et al. Seed-thinking-v1. 5: Advancing superb reasoning models with reinforcement learning. *arXiv preprint arXiv:2504.13914*, 2025.
- Zhihong Shao, Peiyi Wang, Qihao Zhu, Runxin Xu, Junxiao Song, Xiao Bi, Haowei Zhang, Mingchuan Zhang, YK Li, Y Wu, et al. Deepseekmath: Pushing the limits of mathematical reasoning in open language models. *arXiv preprint arXiv:2402.03300*, 2024.
- Tu Shiwen, Zhao Liang, Chris Yuhao Liu, Liang Zeng, and Yang Liu. Skywork critic model series. <https://huggingface.co/Skywork>, September 2024. URL <https://huggingface.co/Skywork>.

-
- Mingyang Song, Zhaochen Su, Xiaoye Qu, Jiawei Zhou, and Yu Cheng. Prmbench: A fine-grained and challenging benchmark for process-level reward models. *arXiv preprint arXiv:2501.03124*, 2025.
- Sijun Tan, Siyuan Zhuang, Kyle Montgomery, William Y Tang, Alejandro Cuadron, Chenguang Wang, Raluca Ada Popa, and Ion Stoica. Judgebench: A benchmark for evaluating llm-based judges. *arXiv preprint arXiv:2410.12784*, 2024.
- Gemini Team, Petko Georgiev, Ving Ian Lei, Ryan Burnell, Libin Bai, Anmol Gulati, Garrett Tanzer, Damien Vincent, Zhufeng Pan, Shibo Wang, et al. Gemini 1.5: Unlocking multimodal understanding across millions of tokens of context. *arXiv preprint arXiv:2403.05530*, 2024.
- Kimi Team, Angang Du, Bofei Gao, Bowei Xing, Changjiu Jiang, Cheng Chen, Cheng Li, Chenjun Xiao, Chenzhuang Du, Chonghua Liao, et al. Kimi k1. 5: Scaling reinforcement learning with llms. *arXiv preprint arXiv:2501.12599*, 2025.
- Haoxiang Wang, Wei Xiong, Tengyang Xie, Han Zhao, and Tong Zhang. Interpretable preferences via multi-objective reward modeling and mixture-of-experts. In *EMNLP*, 2024a.
- Haoxiang Wang, Wei Xiong, Tengyang Xie, Han Zhao, and Tong Zhang. Interpretable preferences via multi-objective reward modeling and mixture-of-experts. *arXiv preprint arXiv:2406.12845*, 2024b.
- Tianlu Wang, Ilia Kulikov, Olga Golovneva, Ping Yu, Weizhe Yuan, Jane Dwivedi-Yu, Richard Yuanzhe Pang, Maryam Fazel-Zarandi, Jason Weston, and Xian Li. Self-taught evaluators. *arXiv preprint arXiv:2408.02666*, 2024c.
- Zhilin Wang, Yi Dong, Olivier Delalleau, Jiaqi Zeng, Gerald Shen, Daniel Egert, Jimmy J Zhang, Makeesh Narsimhan Sreedhar, and Oleksii Kuchaiev. Helpsteer2: Open-source dataset for training top-performing reward models. *arXiv preprint arXiv:2406.08673*, 2024d.
- Liang Wen, Yunke Cai, Fenrui Xiao, Xin He, Qi An, Zhenyu Duan, Yimin Du, Junchen Liu, Lifu Tang, Xiaowei Lv, et al. Light-rl: Curriculum sft, dpo and rl for long cot from scratch and beyond. *arXiv preprint arXiv:2503.10460*, 2025.
- Chenxi Whitehouse, Tianlu Wang, Ping Yu, Xian Li, Jason Weston, Ilia Kulikov, and Swarnadeep Saha. J1: Incentivizing thinking in llm-as-a-judge via reinforcement learning, 2025. URL <https://arxiv.org/abs/2505.10320>.
- Zhaofeng Wu, Michihiro Yasunaga, Andrew Cohen, Yoon Kim, Asli Celikyilmaz, and Marjan Ghazvininejad. rewordbench: Benchmarking and improving the robustness of reward models with transformed inputs. *arXiv preprint arXiv:2503.11751*, 2025.
- Wei Xiong, Hanze Dong, Chenlu Ye, Ziqi Wang, Han Zhong, Heng Ji, Nan Jiang, and Tong Zhang. Iterative preference learning from human feedback: Bridging theory and practice for rlhf under kl-constraint. *arXiv preprint arXiv:2312.11456*, 2023.
- An Yang, Beichen Zhang, Binyuan Hui, Bofei Gao, Bowen Yu, Chengpeng Li, Dayiheng Liu, Jianhong Tu, Jingren Zhou, Junyang Lin, Keming Lu, Mingfeng Xue, Runji Lin, Tianyu Liu, Xingzhang Ren, and Zhenru Zhang. Qwen2.5-math technical report: Toward mathematical expert model via self-improvement. *arXiv preprint arXiv:2409.12122*, 2024.
- An Yang, Anfeng Li, Baosong Yang, Beichen Zhang, Binyuan Hui, Bo Zheng, Bowen Yu, Chang Gao, Chengen Huang, Chenxu Lv, et al. Qwen3 technical report. *arXiv preprint arXiv:2505.09388*, 2025.
- Michihiro Yasunaga, Luke Zettlemoyer, and Marjan Ghazvininejad. Multimodal rewardbench: Holistic evaluation of reward models for vision language models. *arXiv preprint arXiv:2502.14191*, 2025.
- Qiyang Yu, Zheng Zhang, Ruofei Zhu, Yufeng Yuan, Xiaochen Zuo, Yu Yue, Tiantian Fan, Gaohong Liu, Lingjun Liu, Xin Liu, et al. Dapo: An open-source llm reinforcement learning system at scale. *arXiv preprint arXiv:2503.14476*, 2025.

-
- Yufeng Yuan, Qiying Yu, Xiaochen Zuo, Ruofei Zhu, Wenyuan Xu, Jiaze Chen, Chengyi Wang, TianTian Fan, Zhengyin Du, Xiangpeng Wei, et al. Vapo: Efficient and reliable reinforcement learning for advanced reasoning tasks. *arXiv preprint arXiv:2504.05118*, 2025.
- Lunjun Zhang, Arian Hosseini, Hritik Bansal, Mehran Kazemi, Aviral Kumar, and Rishabh Agarwal. Generative verifiers: Reward modeling as next-token prediction. *arXiv preprint arXiv:2408.15240*, 2024.
- Chujie Zheng, Zhenru Zhang, Beichen Zhang, Runji Lin, Keming Lu, Bowen Yu, Dayiheng Liu, Jingen Zhou, and Junyang Lin. Processbench: Identifying process errors in mathematical reasoning. *arXiv preprint arXiv:2412.06559*, 2024.
- Lianmin Zheng, Wei-Lin Chiang, Ying Sheng, Siyuan Zhuang, Zhanghao Wu, Yonghao Zhuang, Zi Lin, Zhuohan Li, Dacheng Li, Eric Xing, et al. Judging llm-as-a-judge with mt-bench and chatbot arena. *Advances in Neural Information Processing Systems*, 36:46595–46623, 2023a.
- Rui Zheng, Shihan Dou, Songyang Gao, Yuan Hua, Wei Shen, Binghai Wang, Yan Liu, Senjie Jin, Qin Liu, Yuhao Zhou, et al. Secrets of rlhf in large language models part i: Ppo. *arXiv preprint arXiv:2307.04964*, 2023b.
- Enyu Zhou, Guodong Zheng, Binghai Wang, Zhiheng Xi, Shihan Dou, Rong Bao, Wei Shen, Limao Xiong, Jessica Fan, Yurong Mou, et al. Rmb: Comprehensively benchmarking reward models in llm alignment. *arXiv preprint arXiv:2410.09893*, 2024.
- Lianghui Zhu, Xinggang Wang, and Xinlong Wang. Judgelm: Fine-tuned large language models are scalable judges. *arXiv preprint arXiv:2310.17631*, 2023.

A DETAILED SCORES ON RM BENCHMARKS

In this section, we present further details regarding our evaluation results. Table 5 offers a comprehensive comparison of the performance of the Libra-RM and baseline models on the reasoning subset across RewardBench, JudgeBench, and PPE correctness metrics. Owing to the deep thinking capacity and sophisticated training methodology, our Libra-RM series achieve state-of-the-art results on nearly every reasoning subset.

Model	Reward Bench Reasoning	PPE MATH	PPE GPQA	PPE MBPP	Judgebench
Discriminative Reward Model					
InternLM2-20B-Reward	95.8	70.0	57.0	58.0	63.4
Skywork-Reward-Gemma-2-27B	98.1	63.0	53.0	59.0	64.3
ArmoRM-8B-v0.1	97.3	71.0	57.0	54.0	56.9
Nemotron-4-340B-Reward	93.6	65.0	57.0	49.0	
LLM-as-a-Judge & Generative Reward Model					
Claude-3.5-sonnet	84.7	86.0	63.0	54.0	64.3
Llama-3.1-70B-Instruct	86.0	73.0	56.0	58.0	52.3
DeepSeek-GRM-27B	83.8	68.8	55.6	50.1	
Libra-RM-32B-MATH (Ours)	95.1	<u>92.8</u>	<u>67.5</u>	70.2	<u>76.6</u>
Libra-RM-32B (Ours)	<u>97.2</u>	96.3	71.1	<u>67.4</u>	77.1

Table 5: Detailed Scores on the reasoning subsets of existing RM benchmarks

We also present fine-grained evaluation results on Reward Bench, RMB, and PPE correctness, as summarized in Table 6, Table 7, and Table 8, respectively.

Model	Helpful BoN	Helpful Pair	Harmful BoN	Harmful pair	Overall
Discriminative Reward Model					
InternLM2-20B-Reward	58.5	76.3	49.9	67.0	62.9
Skywork-Reward-Gemma-2-27B	47.2	65.3	56.1	72.1	60.2
ArmoRM-8B-v0.1	63.6	78.7	49.7	66.3	64.6
LLM-as-a-Judge & Generative Reward Model					
Claude-3.5-sonnet	70.5	83.8	51.8	76.4	70.6
Gemini-1.5-pro	53.6	76.3	29.9	66.1	56.5
Llama-3.1-70B-Instruct	64.8	81.1	55.8	73.9	68.9
DeepSeek-GRM-27B	62.3	80.5	57.0	76.1	69.0
Libra-RM-32B-MATH (Ours)	57.9	73.8	59.8	70.6	65.5
Libra-RM-32B (Ours)	64.8	79.6	67.5	79.5	72.9

Table 6: Detailed Scores on RMB

Model	MMLU-Pro	MATH	GPQA	MBPP-Plus	IFEval	Mean
Discriminative Reward Model						
InternLM2-20B-Reward	68.0	70.0	57.0	58.0	62.0	63.0
Skywork-Reward-Gemma-2-27B	54.0	63.0	53.0	59.0	54.0	56.6
ArmoRM-8B-v0.1	66.0	71.0	57.0	54.0	58.0	61.2
Nemotron-4-340B-Reward	70.0	65.0	57.0	49.0	63.0	60.8
LLM-as-a-Judge & Generative Reward Model						
Claude-3.5-sonnet	81.0	86.0	63.0	54.0	58.0	68.4
Llama-3.1-70B-Instruct	73.0	73.0	56.0	58.0	56.0	63.2
DeepSeek-GRM-27B	64.8	68.8	55.6	50.1	59.8	59.8
Libra-RM-32B-MATH (Ours)	82.7	92.8	67.5	70.2	62.6	75.2
Libra-RM-32B (Ours)	86.1	96.3	71.1	67.4	65.6	77.3

Table 7: Detailed Scores on PPE Correctness

Model	Chat	Chat Hard	Safe	Reason	Score
Discriminative Reward Model					
InternLM2-20B-Reward	98.9	76.5	89.5	95.8	90.2
Skywork-Reward-Gemma-2-27B	96.1	89.9	93.0	98.1	94.3
ArmoRM-8B-v0.1	96.9	76.8	90.5	97.3	90.4
Nemotron-4-340B-Reward	95.8	87.1	91.5	93.6	92.0
LLM-as-a-Judge & Generative Reward Model					
GPT-4o-0816	96.1	76.1	88.1	86.6	86.7
Claude-3.5-sonnet	96.4	74.0	81.6	84.7	84.2
Gemini-1.5-pro	94.1	77.0	85.8	90.2	86.8
Llama-3.1-70B-Instruct	97.2	70.2	82.8	86.0	84.0
DeepSeek-GRM-27B	94.1	78.3	88.0	83.8	86.0
Libra-RM-32B-MATH (Ours)	90.3	82.7	88.2	95.1	89.1
Libra-RM-32B (Ours)	94.7	86.4	93.3	97.2	92.9

Table 8: Detailed Scores on Reward Bench

B PROMPT TEMPLATES

In subsection B.1, we provide the specific prompt templates utilized in our work. Subsection B.2 offers a preliminary experimental analysis of the impact of prompt design.

B.1 PROMPT TEMPLATES IN OUR WORK

Figures 5 and 6 illustrate our pointwise scoring and pairwise ranking prompt templates, respectively. The pointwise template is adapted from Wang et al. (2024d) and Li et al. (2024), while the pairwise template directly follows Li et al. (2024) without modification, as it has demonstrated strong performance on various tasks (Frick et al., 2024). Figure 7 illustrates the outcome correctness verification prompt template, which is widely used in the curation of both our Libra Bench and training dataset.

B.2 EXPERIMENTAL ANALYSIS

We conduct a series of ablation studies to investigate the impact of prompt template selection. Table 9 provides a comparison between our pointwise scoring prompt template and “rating single response” prompt template proposed in DeepSeek GRM (Liu et al., 2025). As shown in Table 9, our pointwise scoring prompt template consistently achieves superior performance for most models, including LLM-as-a-Judge methods and specialized generative reward models.

We further perform an in-depth analysis on Qwen-32B to elucidate the observed performance differences. As shown in Table 10, our prompt template substantially improves the accuracy of Qwen3-32B on incorrect samples. We hypothesize that the Answer-Then-Compare paradigm adopted in our prompt template alleviates the confusion or interference introduced by the provided responses.

Model	DeepSeek-GRM template	Our template
LLM-as-a-Judge		
GPT-4o-0816	64.2	65.8
GPT-4.1	69.1	68.5
Claude-3.5-sonnet	59.2	64.7
Claude-3.7-sonnet	45.9	67.1
Llama-3.1-70B-Instruct	50.9	27.9 ²
LLM-as-a-Judge with thinking		
DeepSeek-R1	75.6	78.8
Qwen3-32B	71.8	78.1
QwQ-32B	73.6	77.5
R1-Distill-Qwen-32B	59.8	73.7
Generative reward models		
Libra-RM-32B-MATH (Ours)	77.3	81.7
Libra-RM-32B (Ours)	77.4	80.0

Table 9: Libra Bench accuracies with different prompt templates. “Our template” denotes the pointwise scoring prompt template proposed in this work, while “DeepSeek-GRM template” refers to the “rating single response” prompt template. When applying our prompt template, judgments of our Libra-RM series are converted to the binary correctness label with a threshold of 2, consistent with the training process. For other baseline models, we select the threshold that maximizes the average accuracy to ensure a fair comparison.

Prompt Templates	MATH-500	AIME 2024	AIME 2025	Average
Correct Samples				
Our Template	92.7	88.2	83.7	88.2
DeepSeek-GRM Template	94.5	86.8	81.2	87.5
Incorrect Samples				
Our Template	67.8	68.5	67.8	68.0
DeepSeek-GRM Template	52.4	58.5	57.5	56.1
All Samples				
Our Template	80.2	78.3	75.8	78.1
DeepSeek-GRM Template	73.4	72.7	69.3	71.8

Table 10: In-Depth evaluation results of Qwen3-32B on Libra Bench using different prompt templates. “Our template” denotes the pointwise scoring prompt template proposed in this work, while “DeepSeek-GRM template” refers to the “rating single response” prompt template.

Pointwise Scoring Prompt Template

Please act as an impartial judge and evaluate the correctness of the response provided by an AI assistant to the user prompt displayed below. You will be given a user prompt and a response from AI assistant. Your job is to evaluate the quality of the response from AI assistant in terms of Correctness.

Here is a detailed answer rating guide for Correctness

- 4 – The response is completely correct and accurate to what is requested by the prompt with no necessary details missing and without false, misleading, or hallucinated information. The format and style of the response fully comply with the user's prompt requirements. If the prompt asks the assistant to do a task, the task is completely done and addressed in the response.
- 3 – The response is mostly accurate and correct with a small amount of missing information. It contains no misleading information or hallucinations. The format and style of the response comply with the user's prompt requirements. If the prompt asks the assistant to perform a task, the task is mostly successfully attempted.
- 2 – The response contains a mix of correct and incorrect information. The response may miss some details, contain misleading information, or minor hallucinations, but is more or less aligned with what the prompt asks for. The format or style of the response does not fully meet the requirements of the user's prompt. If the prompt asks the assistant to perform a task, the task is attempted with moderate success but still has clear room for improvement.
- 1 – The response has some correct elements but is mostly wrong or incomplete. The response may contain multiple instances of hallucinations, false information, misleading information, or irrelevant information. The format or style of the response does not meet the requirements of the user's prompt. If the prompt asks the assistant to do a task, the task was attempted with a small amount of success.
- 0 – The response is completely incorrect. All information provided is wrong, false or hallucinated. The response completely disregards the user's prompt requirements for format and style. If the prompt asks the assistant to do a task, the task is not at all attempted, or the wrong task was attempted in the response. The response is completely irrelevant to the prompt.
- Check these items before evaluating Correctness: (a) Contains incorrect information (b) Contains irrelevant information (c) Key information is missing (d) Instruction is based on a false premise

Begin your evaluation by generating your own answer to the prompt. You must provide your answer before judging any response.

Then, compare the response from the AI assistant with your answer and evaluate the correctness of the response from AI assistant based on the answer rating guide above strictly. You must identify and correct any mistakes or inaccurate information.

After providing your explanation, you must output only one of the following choices as your final verdict with a label:

1. The correctness score is 4: [[score=4]]
2. The correctness score is 3: [[score=3]]
3. The correctness score is 2: [[score=2]]
4. The correctness score is 1: [[score=1]]
5. The correctness score is 0: [[score=0]]

Example output: "My final verdict is that the correctness score is 2: [[score=2]]".

<|User Prompt|>
question

<|The Start of the AI Assistant's Response|>
{answer}
<|The End of the AI Assistant's Response|>

Figure 5: Prompt template used for pointwise scoring tasks

Pairwise Ranking Prompt Template

Please act as an impartial judge and evaluate the quality of the responses provided by two AI assistants to the user prompt displayed below. You will be given assistant A's answer and assistant B's answer. Your job is to evaluate which assistant's answer is better.

Begin your evaluation by generating your own answer to the prompt. You must provide your answers before judging any answers.

When evaluating the assistants' answers, compare both assistants' answers with your answer. You must identify and correct any mistakes or inaccurate information.

Then consider if the assistant's answers are helpful, relevant, and concise. Helpful means the answer correctly responds to the prompt or follows the instructions. Note when user prompt has any ambiguity or more than one interpretation, it is more helpful and appropriate to ask for clarifications or more information from the user than providing an answer based on assumptions. Relevant means all parts of the response closely connect or are appropriate to what is being asked. Concise means the response is clear and not verbose or excessive. Then consider the creativity and novelty of the assistant's answers when needed. Finally, identify any missing important information in the assistants' answers that would be beneficial to include when responding to the user prompt.

After providing your explanation, you must output only one of the following choices as your final verdict with a label:

1. Assistant A is significantly better: `[[A>>B]]`
2. Assistant A is slightly better: `[[A>B]]`
3. Tie, relatively the same: `[[A=B]]`
4. Assistant B is slightly better: `[[B>A]]`
5. Assistant B is significantly better: `[[B>>A]]`

Example output: "My final verdict is tie: `[[A=B]]`".

```
<||User Prompt|>
{question}
```

```
<|The Start of Assistant A's Answer|>
{answer_1}
<|The End of Assistant A's Answer|>
```

```
<|The Start of Assistant B's Answer|>
{answer_2}
<|The End of Assistant B's Answer|>
```

Figure 6: Prompt template used for pairwise ranking tasks

Outcome Verification Prompt Template

Please act as an impartial judge and evaluate the correctness of the response's result provided by an AI assistant to the user prompt displayed below. You will be given a user prompt, a response from an AI assistant, and a reference answer which is correct. The reference answer should be treated as authoritative, and your job is to evaluate the correctness of the response from the AI assistant by referring to the reference answer, while allowing for some flexibility in the format and structure of the response. Focus exclusively on assessing the outcome's validity, disregarding the response's derivation process. Your evaluation should follow the workflow below.

****Workflow****

1. Extraction: Extract and output the final answer of the AI assistant to the user's question directly.
2. Comparison: Compare the extracted final answer of the AI assistant with the reference answer. Since the reference answer is correct, the correctness of the AI assistant's answer depends on the consistency between the extracted final answer of the AI assistant and the reference answer. (Allowing for some flexibility in the format and structure of the answer)
3. Check: Check these items for your comparison result: (a) Whether the extracted final answer has the same meaning as the reference answer. If the final answer of AI assistant's response is essentially equivalent to the reference answer (allowing for some flexibility in the format and structure of the response), the AI assistant's response should be verified as ****[[Correct]]****. Otherwise, the AI assistant's response should be verified as ****[[Wrong]]****. (b) Ensure your comparison and evaluation focus exclusively on assessing the outcome's validity, disregarding the response's derivation process.
4. Output: After completing your analysis, strictly adhere to this output format:

[The Final Answer of the Response]
[Insert the extracted final answer here]
[My Verdict]
[[Correct]] or [[Wrong]]

****Example Output****

[The Final Answer of the Response]
 $x = 12$

[My Verdict]
[[Correct]].

<|User Prompt|>
{question}

<|The Start of the AI Assistant's Response|>
{answer}
<|The End of the AI Assistant's Response|>

<|The Start of the Reference Answer|>
{reference}
<|The End of the Reference Answer|>

Figure 7: Prompt template used for correctness verification. We utilize advanced reasoning models to annotate correctness by taking the problem, response, and reference as input.

C DETAILS OF LIBRA BENCH

We first elaborate on the annotation process in C.1, and then present several examples of our Libra Bench in C.2.

C.1 DETAILS OF ANNOTATION

In summary, we utilize three approaches to annotate the outcome correctness for Libra Bench: rule-based answer matching, model-based evaluation, and human annotation. For model-based evaluation, we leverage reasoning models as annotators and provide them with the question, response, and reference answer to assess the correctness of the response, similar to Seed et al. (2025). The prompt template used in model-based evaluation is presented as Figure 7.

For AIME 2024 and AIME 2025 where the reference answers are integers, we directly employ rule-based answer matching since it inherently achieves extremely high accuracy. We conduct a comparison between rule-based answer matching and model-based evaluation using Qwen3-32B, and observe a disagreement rate of 0.087% between the two methods. In all instances of disagreement, the rule-based approach provides the correct annotation.

For MATH-500 level 5 where the reference answers take various forms such as integers, fractions, or expressions, we employ both model-based evaluation and human annotation to improve accuracy. As shown in Figure 10, conventional rule-based matching exhibits significant limitations when processing complex expressions. Therefore, we first adopt model-based evaluation, utilizing DeepSeek-R1, Qwen3-32B, and QwQ-32B as annotators. We observe an average disagreement rate of 0.148%, and all samples with annotation disagreements are manually reviewed.

To further estimate labeling accuracy on the MATH-500 subset of Libra Bench, we perform rule-based answer matching on questions whose reference answers are integers or floats. We observe only a single case of discrepancy, which is confirmed to be correctly labeled upon manual review.

C.2 EXAMPLES

We present some examples of our Libra Bench in this subsection. As illustrated in Figure 8 and 9, each sample of Libra Bench comprises a problem, a response, and a correctness label for the response.

D EXPERIMENTAL DETAILS

D.1 HYPERPARAMETERS

D.1.1 TRAINING

For SFT, we set the global batch size to 256 and train for 3 epochs. We utilize the AdamW optimizer with the learning rate decayed from 1e-5 to 1e-6. The warmup fraction is set to 0.03 and the clip_gradient is set to 1.

For RL (GRPO), we set the coefficient of KL loss to 1e-3. The global batch size is also set to 256. In each rollout step, we sample 256 prompts and generate 8 responses for each prompt using a temperature of 1.0. The maximum sequence length is set to 32,768. We utilize the AdamW optimizer with a constant learning rate 1e-6. The warmup fraction is set to 0.03 and the clip_gradient is set to 1. We adopt the Clip-Higher strategy, setting ϵ_{low} to 0.2 and ϵ_{high} to 0.28, following Seed et al. (2025). For length penalty, we set L_{exp} to 16,384 and L_{max} to 32,768.

D.1.2 EVALUATION

For deep thinking models, we sample generations with sampling parameters set to temperature=0.6 and maximum_length=32,768. For non-thinking models, we sample generations with sampling parameters set to temperature=0.0 and maximum_length=4,096.

D.2 TRAINING DATA

For Libra-RM-32B-MATH, we combine 38,917 pointwise scoring samples in reasoning and 186,731 non-judging reasoning samples for SFT. The pointwise scoring data is curated by the V2V strategy and non-judging reasoning data is collected from in-house data and open-sourced data, including OpenR1-Math-220k and Light-R1-SFTData. In RL stage, we mix 16,874 pointwise rating samples curated by the V2V strategy and 14,591 non-judging reasoning samples from DAPO dataset (Seed et al., 2025).

For Libra-RM, we further expand the training data by incorporating pairwise ranking data and non-judging general data based on Libra-RM-32B-MATH. In SFT stage, we supplement 25,706 pairwise ranking samples and 26,232 in-house non-judging general samples. The pairwise ranking data is sourced from our in-house human annotations and open-sourced preference data Helpsteer2 (Wang et al., 2024d). In RL stage, we supplement 22,060 pairwise ranking samples from Skywork-Reward-Preference-80K-v0.2.

Example of our Libra Bench

Question:

A list of positive integers has the following properties:

- The sum of the items in the list is 30.
 - The unique mode of the list is 9.
 - The median of the list is a positive integer that does not appear in the list itself.
- Find the sum of the squares of all the items in the list.

Answer:

Given the problem, we need to find a list of positive integers that satisfies the following conditions:

1. The sum of the items in the list is 30.
2. The unique mode of the list is 9.
3. The median of the list is a positive integer that does not appear in the list itself.

After extensive trial and error, we considered various configurations of the list. The key steps and considerations were:

1. ****Mode Requirement****: The number 9 must appear more frequently than any other number.
2. ****Median Requirement****: The median must be an integer not present in the list, implying the list must have an even number of elements.
3. ****Sum Requirement****: The total sum of the list must be 30.

After multiple attempts, the closest valid configuration found was the list [1, 2, 4, 5, 9, 9], though its median is 4.5, which is not an integer. However, due to the constraints and the requirement for the mode to be 9, this configuration was considered the closest valid solution despite the median issue.

The sum of the squares of the items in this list is calculated as follows:

$$1^2 + 2^2 + 4^2 + 5^2 + 9^2 + 9^2 = 1 + 4 + 16 + 25 + 81 + 81 = 208$$

Thus, the final answer is:

208

Reference:

236

Label:

0 (Incorrect)

Figure 8: An example from our Libra Bench

Example of our Libra Bench

Question:

Let A be the set of positive integer divisors of 2025. Let B be a randomly selected subset of A . The probability that B is a nonempty set with the property that the least common multiple of its elements is 2025 is $\frac{m}{n}$, where m and n are relatively prime positive integers. Find $m + n$.

Answer:

To solve the problem, we start by noting that 2025 factors into primes as $3^4 \times 5^2$. The set A of its positive divisors has $(4 + 1)(2 + 1) = 15$ elements. We need to find the probability that a randomly selected non-empty subset B of A has an lcm of exactly 2025.

First, we use inclusion-exclusion principle to count the number of subsets whose lcm is exactly 2025. For the lcm to be 2025, the subset must include at least one divisor with 3^4 and at least one divisor with 5^2 .

1. **Total subsets of A :** 2^{15} .
2. **Subsets lacking 3^4 :** These subsets can only include divisors with exponents of 3 up to 3. There are $4 \times 3 = 12$ such divisors, so there are 2^{12} subsets.
3. **Subsets lacking 5^2 :** These subsets can only include divisors with exponents of 5 up to 1. There are $5 \times 2 = 10$ such divisors, so there are 2^{10} subsets.
4. **Subsets lacking both 3^4 and 5^2 :** These subsets can only include divisors with exponents of 3 up to 3 and exponents of 5 up to 1. There are $4 \times 2 = 8$ such divisors, so there are 2^8 subsets.

Using inclusion-exclusion, the number of subsets with lcm exactly 2025 is:
 $2^{15} - 2^{12} - 2^{10} + 2^8$

Calculating each term:

$$2^{15} = 32768, \quad 2^{12} = 4096, \quad 2^{10} = 1024, \quad 2^8 = 256$$
$$32768 - 4096 - 1024 + 256 = 27904$$

The total number of subsets of A is $2^{15} = 32768$. The probability is thus:

$$\frac{27904}{32768} = \frac{109}{128}$$

where the fraction is simplified by dividing both numerator and denominator by their greatest common divisor, 2^8 .

Thus, $m = 109$ and $n = 128$, leading to $m + n = 109 + 128 = 237$.

237

Reference:

237

Label:

1 (Correct)

Figure 9: An example from our Libra Bench

Comparison between rule-based answer matching and model-based evaluation

Case 1:

Answer:

.....

Checking that these solutions do not make any denominators zero in the original equation confirms they are valid. Therefore, the real roots are:

$$1 + \sqrt{19} \text{ and } 1 - \sqrt{19}$$

Reference:

$$1 \pm \sqrt{19}$$

Rule-Based Label:

0

Model-Based Label:

1

Case 2:

Answer:

.....

Thus, the set of all possible values of the expression $\frac{c}{a} + \frac{a}{b+c} + \frac{b}{c}$ is:

$$[2, \infty)$$

Reference:

$$(2, \infty)$$

Rule-Based Label:

1

Model-Based Label:

0

Case 3:

Answer:

.....

Converting this to degrees:

$$\frac{3\pi}{14} \times \frac{180^\circ}{\pi} = \frac{540^\circ}{14} = \frac{270^\circ}{7}$$

Thus, the degree measure of angle $\angle BAC$ is $\frac{270}{7}$.

Reference:

$$\frac{270}{7}$$

Rule-Based Label:

0

Model-Based Label:

1

Figure 10: Comparison between rule-based answer matching and model-based evaluation