

# Diffuse Cosmic Neutrino Background from Population III Stars

F. Iocco <sup>a</sup>, G. Mangano <sup>a</sup>, G. Miele <sup>a</sup>, G. G. Raffelt <sup>b</sup>,  
P. D. Serpico <sup>b</sup>

<sup>a</sup>*Dipartimento di Scienze Fisiche, Università di Napoli “Federico II”  
and INFN, Sezione di Napoli  
Complesso Universitario di Monte Sant’Angelo, Via Cintia, 80126 Napoli, Italy*

<sup>b</sup>*Max-Planck-Institut für Physik (Werner-Heisenberg-Institut)  
Föhringer Ring 6, 80805 München, Germany*

---

## Abstract

We study the expected diffuse cosmic neutrino flux produced by Population III (PopIII) stars during their nuclear burning phases as well as from their final stages of evolution (core collapse). Assuming a fraction  $f_{\text{III}} = 10^{-3}$  of all baryons forms PopIII stars, our flux estimate is comparable to the diffuse neutrino flux produced by the ordinary stars and by the ordinary core-collapse supernovae in the universe, i.e. of order  $1\text{--}10\text{ cm}^{-2}\text{ s}^{-1}$ . Due to the large cosmic redshift, however, the typical energies are in the MeV and sub-MeV range where the solar and geophysical neutrino fluxes are much larger. A direct detection of the diffuse cosmic flux is out of the question with presently known experimental techniques.

*Key words:* Neutrinos; Population III stars; Diffuse Cosmic Neutrino Fluxes;

---

## 1 Introduction

A pregalactic generation of stars known as Population III (PopIII) is thought to have formed from the pristine metal-free gas left from primordial nucleosynthesis. The peculiar characteristics of this hypothetical class of objects make it a favored candidate for the engine driving the cosmic reionization event, put in the range  $11 < z_r < 30$  at 95% C.L. by the optical-depth measurements of WMAP [1,2]. The high-mass peak of the PopIII initial mass function (IMF) [3,4] should produce both pair-instability supernovae if the stellar mass is between  $140 M_{\odot}$  and  $260 M_{\odot}$  and black holes for both smaller

and larger masses [5,6]. Moreover, their strong UV emission would reionize the surrounding space.

Unfortunately, the short evolutionary timescales of such massive stars of about  $10^6$  years and their presumed formation sites in minihalos make them inaccessible to direct observations. The massive peak of the predicted bimodal IMF is probably the only part which effectively contributes to the stellar history because both the chemical and radiation feedback of these massive stars prevent the formation of a low-mass population that otherwise could have survived until now. Therefore, bounds on their existence and properties could be obtained indirectly by reionization data [7], infrared background analyses [8], or nucleosynthesis yields [9,10]. Further details on this issue can be found, for example, in Ref. [11]. At present, none of these observables provides clear evidence for the existence of PopIII stars, nor do they rule out their occurrence in the early universe.

Interestingly, an important fraction of the stars belonging to this generation may experience a final fate with a huge emission of neutrinos [6]. Moreover, independently from their final fate, these stars produce a considerable amount of thermonuclear neutrinos during their main sequence evolution through the pp chains and particularly the CNO cycle. In addition, they produce thermal neutrinos in their late burning phases (C-Ne-O-Si). The aim of this paper is to estimate the diffuse cosmic neutrino flux originating from these stars and to check whether there are any chances for its direct detection with present experimental technology.

Our study has two main motivations. First, the lack of any direct evidence of PopIII stars makes the clean signature represented by their neutrino fluxes an appealing but challenging task. Secondly, in the era of precision neutrino observations it is mandatory to explore and estimate all possible backgrounds for these experiments. Recent efforts have been made to evaluate the cosmic and stellar neutrino background in the range of 0.1–few MeV [12] as well as the neutrino and antineutrino solar flux in the very low energy range [13]. Therefore, it is worth looking for other possible sources to properly estimate the total flux in these energy ranges, and indeed we will show that PopIII are likely to represent a significant cosmic contribution, though of limited interest for direct experimental searches.

We begin in Sec. 2 with a general formulation of the expression for the diffuse cosmic neutrino flux from the PopIII sources. In Secs. 3, 4, and 5 we estimate the contributions from thermonuclear reactions, thermal plasma processes, and the final core-collapse phase. In Sec. 6 we summarize and discuss our results.

## 2 Schematic model for neutrino flux predictions

The neutrino flux emitted by PopIII stars consists of several contributions, covering different energy ranges.

- (i) The neutrino flux from the hydrogen burning phase that would contribute in the energy range 0.01–0.1 MeV because of cosmological redshift effect.
- (ii) The neutrinos and anti-neutrinos of all flavors produced in the advanced burning stages by purely leptonic processes [14,15,16]. This contribution depends rather critically on the star’s chemical composition, temperature and density profile as well as the timescales of the relevant evolutionary phases.
- (iii) The huge emission of neutrinos and anti-neutrinos of all flavors produced during the core collapse. The expected energy range is 0.1–1 MeV.
- (iv) The neutrinos and anti-neutrinos of very high energy ( $E > 1$  TeV) of a possible GRB phase [17]. After the collapse to a black hole, an accretion disk could form and hadronic photo-meson production would occur in strongly collimated and relativistic jets.

In the following we will describe in some detail the expected fluxes for the first three contributions and compare them with other known sources populating these energy ranges. Since a detailed description of the PopIII epoch is still lacking, especially as far as their initial and final evolutionary stages are concerned, we will only give order-of-magnitude estimates and consider a schematic model. The neutrinos from a possible GRB phase, though probably constituting the most likely PopIII contribution to be detected, are also the most model-dependent, and will not be further discussed here. It is however encouraging that the new AMANDA limits already significantly constrain the parameter space adopted in Ref. [17], meaning that a possible detection of these neutrinos is already within the capabilities of present neutrino telescopes [18].

Denoting by  $\nu_\alpha$  a generic neutrino or anti-neutrino flavor state, the differential flux from a production mechanism  $j$  expected at Earth is

$$\frac{dF_j^\alpha}{dE} = c \int_{z_f}^{z_i} \frac{dz}{H(z)} R_{\text{III}}(z) \int \frac{dM}{M} \frac{dn(M)}{d \ln M} N_j^\alpha \frac{dP_j^\alpha(M, E(1+z))}{dE}, \quad (1)$$

where  $R_{\text{III}}(z)$  is the average-mass star-formation rate per unit comoving volume,  $dn(M)/d(\ln M)$  is the IMF, while  $z_i$  and  $z_f$  denote the initial and final redshifts of the PopIII epoch. Further,  $N_j^\alpha$  is the total number of  $\nu_\alpha$  emitted by a star with mass  $M$  due to the  $j$ -th mechanism (thermal, nuclear, core col-

lapse), integrated over the entire stellar lifetime and  $dP_j^\alpha(M, E(1+z))/dE$  is the corresponding emission probability per unit of initial unredshifted energy  $E(1+z)$ . Finally,  $H(z)$  is the Hubble parameter

$$H(z) = H_0 \left[ \Omega_M(1+z)^3 + \Omega_\Lambda + (1 - \Omega_M - \Omega_\Lambda)(1+z)^2 \right]^{1/2}, \quad (2)$$

where we have ignored the contribution of radiation to  $\Omega$  because it is negligible for the relevant redshift range. In the following we will consider a flat cosmological model with  $\Omega_M = 0.3$  and  $\Omega_\Lambda = 0.7$ .

The PopIII neutrino flux is quite sensitive to the assumed IMF. Recent simulations of the star-formation phenomenon in a metal free environment provide an IMF peaked at masses  $M \sim 100\text{--}300 M_\odot$  [4]. Unless otherwise stated, we will consider a simple model for the IMF, assuming that it is a peaked function at  $M_{\text{III}} = 300 M_\odot$ . This is an optimistic scenario, giving the largest neutrino flux from the dominating core-collapse mechanism. Detailed modeling for this mass value has been performed in Ref. [6].

The number of baryons forming a PopIII star of mass  $M_{\text{III}}$  is  $M_{\text{III}}/m_N$  with  $m_N$  the nucleon mass. Denoting by  $f_{\text{III}}$  the total time-integrated fraction of baryonic matter which is converted into PopIII stars we can re-cast Eq. (1) as

$$\frac{dF_j^\alpha}{dE} = c f_{\text{III}} n_\gamma \eta \frac{m_N}{M_{\text{III}}} \int_{z_f}^{z_i} dz \rho(z) (1+z) N_j^\alpha \frac{dP_j^\alpha(M_{\text{III}}, E(1+z))}{dE}, \quad (3)$$

where  $n_\gamma = 410 \text{ cm}^{-3}$  is the number density of cosmic microwave photons and  $\eta = (6.3 \pm 0.3) \times 10^{-10}$  is the cosmic baryon-to-photon ratio [2]. Moreover,

$$\rho(z) = \frac{R_{\text{III}}(z)}{H(z)(1+z)} \left( \int_{z_f}^{z_i} dz \frac{R_{\text{III}}(z)}{H(z)(1+z)} \right)^{-1} \quad (4)$$

is a normalized star-formation rate per unit redshift. The functional form of  $\rho(z)$  enters mainly in determining the energy range where the neutrino flux from PopIII is expected in view of the cosmic redshift.

The value of  $f_{\text{III}}$  is probably the largest source of uncertainty. The existing estimates suggest a range  $10^{-4}\text{--}10^{-2}$  [4]. We will use

$$f_{\text{III}} = 10^{-3} \quad (5)$$

in all of our estimates. As  $f_{\text{III}}$  enters the neutrino flux linearly, our results scale trivially for different assumed values of this parameter.

To illustrate the sensitivity of our results on  $\rho(z)$  we will consider three generic cases. The first is  $\rho(z)$  peaked at some definite value  $\bar{z}$ , i.e.  $\rho(z) = \delta(z - \bar{z})$ . The second is a constant star-formation rate as a function of redshift,  $\rho(z) = (z_i - z_f)^{-1}$ . Finally, we consider a constant star formation rate as a function of time,  $\rho(z) \propto [H(z)(1+z)]^{-1}$ .

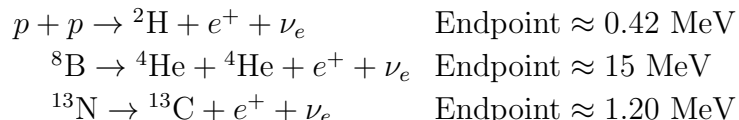
### 3 Thermonuclear neutrinos

We begin with an estimate of the neutrino flux from the hydrogen-burning phase. Since the initial hydrogen mass fraction is approximately 75%, one would conclude that the upper limit to the number of  $\nu_e$  is given by  $0.5 \times 0.75 M_{\text{III}}/m_N \approx 0.38 M_{\text{III}}/m_N$ . By only considering the helium core masses given in Ref. [6], one can deduce that at least a fraction  $105/300 = 35\%$  ( $M_{\text{III}} = 300 M_\odot$ ) or  $67.5/250 = 27\%$  ( $M_{\text{III}} = 250 M_\odot$ ) of the initial stellar mass has been converted into helium. However, also the external layers of the star are helium and metal enriched [6]. Therefore, a reasonable estimate for the overall number of thermonuclear neutrinos emitted per star is

$$N_{\text{th-nucl}} \approx 0.2 \frac{M_{\text{III}}}{m_N} = 2.4 \times 10^{56} \frac{M_{\text{III}}}{M_\odot}, \quad (6)$$

with less than a factor of 2 uncertainty caused by the stellar mass. Notice that when using this expression in Eq. (3) we find that the total flux does not depend on the chosen value for  $M_{\text{III}}$ . Even assuming a more realistic IMF one expects only a weak dependence on it.

The energy spectrum depends on the burning mechanism. As the PopIII stars are metal-free, one would expect a dominance of the pp chains that does not require CNO elements. In reality, after the very initial stages when the star produces its own metals through the triple- $\alpha$  process, the energy production of a PopIII star is dominated by the CNO burning of H into He [20,21,22]. From the tables in Ref. [20], for a very massive star the pp cycle is not expected to contribute more than few percent at the central core, while its importance possibly grows towards external layers. For illustrative purposes we calculate the emission spectra under the simplified hypothesis that 90% of the neutrino flux is produced through the CNO cycle and the remaining 10% by the pp chains. We limit our considerations to the main source of the pp-I and pp-III chains and the two leading channels of the main CNO cycle, i.e.



$$^{15}\text{O} \rightarrow ^{15}\text{N} + e^+ + \nu_e \quad \text{Endpoint} \approx 1.73 \text{ MeV} \quad (7)$$

The standard theory of nuclear weak processes [19] was used to calculate the corresponding fluxes which are shown in Fig. 1.

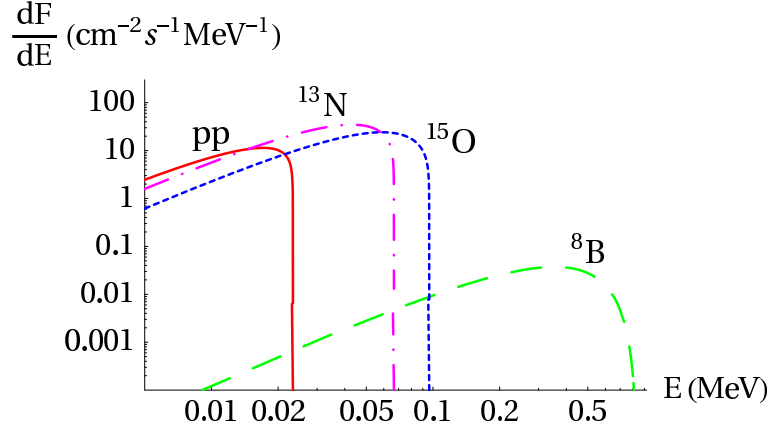



Fig. 1. Diffuse cosmic neutrino flux from thermonuclear reactions in PopIII stars under the assumptions outlined in the text and a star-formation rate peaked at  $\bar{z} = 17$ .

A brief comment is in order. In our Sun, approximately 85% of  $^3\text{He}$  burns to  $^4\text{He}$  by the reaction



while the remaining 15% goes into  $^7\text{Be}$  through



finally forming  $^7\text{Li}$  via electron capture. This secondary path (pp-II chain) is responsible for the  $^7\text{Be}$  neutrinos, while only a small fraction of about 0.02% of beryllium further burns to boron via the proton capture



This situation changes somewhat in hotter stars like the ones we are considering. They spend their main-sequence life at  $T_{\text{core}} \sim 10^8$  K or larger so that the process Eq. (10) is far less Coulomb suppressed, allowing the boron channel to dominate over the beryllium electron capture. Further, a higher fraction of  $^3\text{He}$  burns radiatively through the process Eq. (9) with respect to the solar case, dominated by the channel Eq. (8). This suggests that the weight of the boron neutrinos relative to the pp and Be ones significantly increases. A

detailed analysis would be required to produce firm quantitative predictions, but from an inspection of the rates it appears not unlikely that the boron flux is as large as 10% of the pp flux, a ratio that we will use in the following. The beryllium flux is marginal and will be neglected, especially because of the leading role of the CNO reactions in the same energy window.

For the flux prediction in Fig. 1 we have assumed a star formation rate peaked at a redshift  $\bar{z} = 17$ . We observe that varying the value of  $\bar{z}$  in the range 11–23 produces a change of the amplitude and endpoint of the neutrino spectrum by a factor two only. For our purposes, the instantaneous reionization approximation is then well justified.

A more careful estimate requires a detailed evolutionary model for the PopIII generation, but our result already shows an interesting feature. If one compares the flux of Fig. 1 with the thermonuclear neutrino background from later star generations shown in Ref. [12], the PopIII background in the approximate range of 10–100 keV is likely to be comparable to the fluxes from ordinary stars in the entire universe and the galaxy, except along the galactic disk. As the flux from galactic and extra-galactic plasma and cooling neutrinos in that range is expected at most of the same order [23] we see that there could be a region where the contribution of the PopIII stars to the neutrino background is significant. Moreover, the spectral features of this flux would give important information on key parameters such as the reionization epoch, which can be determined by the energy endpoint, and the fraction  $f_{\text{III}}$  which sets the integrated flux.

Unfortunately, the detection of such a low-energy flux seems almost impossible at present, in particular since it is overwhelmed by the solar neutrino flux by orders of magnitude. In the energy range up to a few MeV, existing detection techniques are based on radiochemical processes which do not provide directional information that would allow one to discriminate against solar neutrinos. Still, according to our estimate the thermonuclear neutrino flux from PopIII stars is a significant contribution to the diffuse cosmic neutrino background in the 10–100 keV energy range.

The thermonuclear neutrinos are produced in the  $\nu_e$  flavor state. The well-established evidence for neutrino flavor mixing [24] implies that flavor transformations will occur on the way to us. In particular, the low energy part of the spectrum will be mainly affected by vacuum oscillations (pp and CNO) as in the sun, while matter effects will be dominating the oscillation phenomena at higher energies leading to an adiabatic  $\nu_e$  conversion. This means that the original  $\nu_e$  in this case leave the star in the  $\nu_1$  mass eigenstate that contains significant admixture of all three flavors  $\nu_e$ ,  $\nu_\mu$  and  $\nu_\tau$ . Therefore, the thermonuclear neutrino flux arriving at Earth will contain comparable contributions from all flavors. A detailed study of the oscillation phenomenon in

PopIII stars is beyond the aim of this paper as it requires detailed information of the stellar density profiles as well as of the redshift dependence of the PopIII star-formation rate.

#### 4 Thermal neutrinos

When a massive star ignites the carbon cycle, neutrino emission starts to play a primary role in carrying the energy away from the core. The energy-loss rate depends sensitively on temperature so that detailed knowledge of the late evolutionary stages is crucial to derive reliable estimates of the neutrino fluxes. However, the simulation of these advanced stages is tricky. The silicon-burning stage constitutes a “potentially numerical unstable stage” of stellar modeling [25], especially because of its coupling to convection phenomena. Moreover, the burning phase of very massive stars would be far from a quasi-stationary path, being eventually characterized by a pair-instability phase and violent mass-ejecting pulsations [6,25]. Keeping in mind this caveat, one may conservatively estimate the number of these thermal neutrinos as follows.

Assume that the thermal neutrinos carry away all of the nuclear energy of the star that is produced by carbon burning and all subsequent burning phases. From Fig. 1 of Ref. [10] one deduces that even for high progenitor masses (i.e. 200–300  $M_\odot$ ) only up to about 30  $M_\odot$  burn to  $^{28}\text{Si}$  or heavier nuclei in the late evolutionary phases. Therefore, assuming that 15% of the baryon matter is involved in these advanced burning phases, under the extreme hypothesis that all these nucleons are converted from carbon to iron-group nuclei, and neglecting the additional energy supplied by gravitational contraction, one obtains

$$N_{\text{thermal}} \approx 0.15 \frac{M_{\text{III}}}{m_N} \frac{B_{\text{Fe}} - B_{\text{C}}}{\langle E_\nu \rangle}, \quad (11)$$

where  $B_{\text{Fe}} \approx 8.8$  MeV is the binding energy per nucleon of the iron-group nuclei,  $B_{\text{C}} \approx 7.7$  MeV that of carbon, and  $\langle E_\nu \rangle$  is the average energy of the emitted neutrinos. For carbon burning and beyond, the thermonuclear reactions take place at temperatures in the range 50–300 keV where the neutrino losses are dominated by the pair-annihilation process  $e^+ + e^- \rightarrow \nu + \bar{\nu}$  with neutrino energies in a relatively narrow range of about 0.5–3 MeV [27,28]. Taking  $\langle E_\nu \rangle = 1.5$  MeV we thus find

$$N_{\text{thermal}} \approx 1.3 \times 10^{56} \frac{M_{\text{III}}}{M_\odot}. \quad (12)$$

A comparison with the other neutrino sources is shown in Fig. 5, where a



blackbody distribution with  $T = 0.5$  MeV was assumed and the total flux was normalized to Eq. (12).

Given the existing uncertainties, the best one can say is that this is likely to be a significant contribution to the overall neutrino spectrum from a PopIII star, but also quite dependent on its evolutionary details. As the redshift would move the energies into the keV to few hundreds of keV range, once again this flux would be dominated at low energies by the solar thermal neutrinos and anti-neutrinos [13], and at higher energies by the thermonuclear neutrinos from the Sun ( $\nu$ ) or by geo-neutrinos ( $\bar{\nu}$ ), thus preventing any possible detection. By comparing our results with the curves shown in Ref. [12] one expects a sub-leading contribution to the diffuse cosmic neutrino background in this energy window. Incidentally, we note that a detailed evaluation of the thermal neutrino flux from galactic and extragalactic normal stars (PopI and PopII) is still missing.

The thermal neutrinos are produced in all flavor states, although the  $\nu_e \bar{\nu}_e$  channel dominates. Flavor oscillations will lead to partial swapping of the different fluxes. In any event, the fluxes arriving at Earth will contain comparable contributions from neutrino and anti-neutrinos of all flavors.

## 5 Core collapse

We assume that every PopIII star ends its life in a core collapse (CC) that produces a total number of  $\nu_\alpha$  given by

$$N_{\text{CC}}^\alpha = \frac{E_{\text{tot}}^\alpha}{\langle E_\alpha \rangle}. \quad (13)$$

Here,  $E_{\text{tot}}^\alpha$  is the total energy released in the neutrino species  $\alpha = \nu_e, \nu_\mu, \nu_\tau, \bar{\nu}_e, \bar{\nu}_\mu, \text{ and } \bar{\nu}_\tau$ , whereas  $\langle E_\alpha \rangle$  is the corresponding average neutrino energy. Our following estimates depend primarily on the rotating  $300 M_\odot$  simulation performed in Ref. [6] that to our knowledge is the most accurate analysis of its kind.

The total energy release  $E_{\text{tot}}^\alpha$  is of the order of  $10^{55}$  erg for each neutrino species  $\alpha$  as indicated by Fig. 9 of Ref. [6] that shows a luminosity for each neutrino species in the range  $10^{54}$ – $10^{55}$  erg s $^{-1}$ . An almost constant luminosity lasts for a few seconds until the event horizon reaches the neutrino sphere, eventually cutting off the neutrino emission. During the luminosity peak the equipartition of energy among different neutrino species holds approximately and the mean energies satisfy a hierarchical pattern similar to standard core-collapse supernovae [29]. At the peak of the luminosity curve, the star is optically thick and

different neutrino species are trapped inside the core at different radii because of the different trapping reactions. Denoting with  $\nu_x$  the  $\mu$  and  $\tau$  neutrinos and antineutrinos, the average energies are numerically found to be [26]

$$\langle E_{\nu_e} \rangle \approx 15 \text{ MeV}, \quad \langle E_{\bar{\nu}_e} \rangle \approx 17 \text{ MeV}, \quad \langle E_{\nu_x} \rangle \approx 20 \text{ MeV}. \quad (14)$$

After the neutrino spheres have disappeared in the black hole, smaller contributions to the luminosity are still provided by neutrinos escaping from outer layers of the star with slightly lower average energies [26],

$$\langle E_{\nu_e} \rangle \approx 10 \text{ MeV}, \quad \langle E_{\bar{\nu}_e} \rangle \approx 12 \text{ MeV}, \quad \langle E_{\nu_x} \rangle \approx 9 \text{ MeV}. \quad (15)$$

The neutrino spectra as seen by a distant observer can be approximated in terms of a normalized Fermi-Dirac distribution

$$\frac{dN_i^\alpha(M_{\text{III}}, E(1+z))}{dE} = \frac{2}{3\zeta_3 T_\alpha^3} \frac{E^2(1+z)^2}{e^{E(1+z)/T_\alpha} + 1} \quad (16)$$

where  $\langle E_\alpha \rangle = 7\pi^4 T_\alpha / (180\zeta_3)$  defines the effective temperature  $T_\alpha$ . The temperature adopted in this case is the properly averaged mean between the typical values of the two different luminosity phases. Our results for the neutrino fluxes are shown in Fig. 2 assuming a star-formation rate  $\rho(z)$  peaked at  $\bar{z} = 17$ . Obviously, the inclusion of neutrino oscillations would smooth the flavor-dependent flux differences shown in Fig. 2.

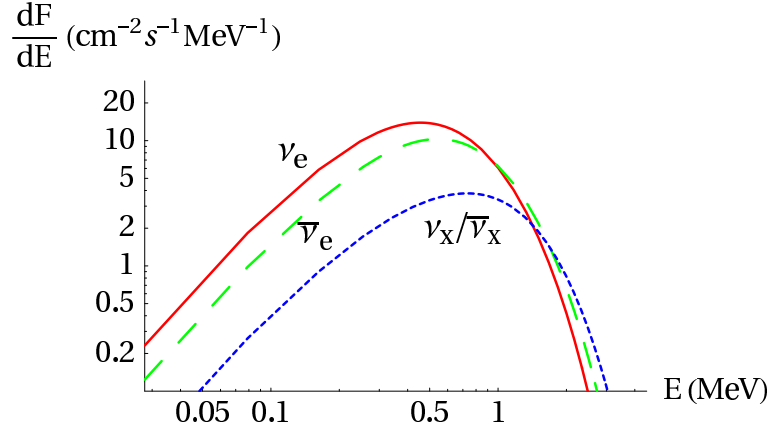


Fig. 2. Diffuse cosmic neutrino fluxes from core collapse of PopIII stars. The  $\nu_e$  (solid line),  $\bar{\nu}_e$  (long-dashed) and  $\nu_x$  (short-dashed) spectra are shown for a star-formation rate peaked at  $\bar{z} = 17$  and for the fluxes calculated as explained in the text.

The effect of the cosmic redshift, as expected, is quite dramatic as can be seen from Fig. 3, where we show the  $\nu_e$  spectrum for three different values  $\bar{z} = 10$ ,

20 and 30. On the other hand, the flux is much less sensitive to the redshift dependence of the star-formation rate  $\rho(z)$ . This can be seen from Fig. 4, where we show the  $\nu_e$  flux for a delta-like  $\rho(z)$ , along with the results for a constant star-formation rate as a function of redshift or time. We have fixed in the first case  $\bar{z} = 17$ , while in the latter ones we have chosen the generous redshift interval  $z_i = 24$  and  $z_f = 10$ . The spreading of PopIII formation over a non-zero redshift interval has the main effect of slightly shifting the spectrum towards higher energies, where however the flux becomes very small, by keeping constant the integrated flux.

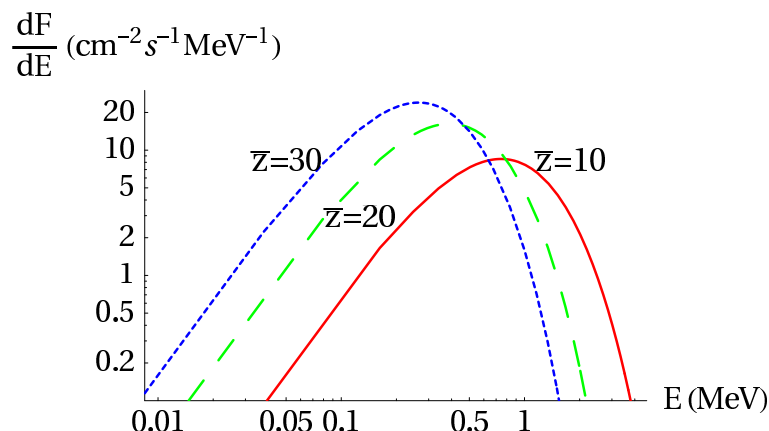


Fig. 3. Diffuse cosmic  $\nu_e$  flux from PopIII core collapse for an emission redshift  $\bar{z} = 10$  (solid line),  $\bar{z} = 20$  (long-dashed) and  $\bar{z} = 30$  (short-dashed).

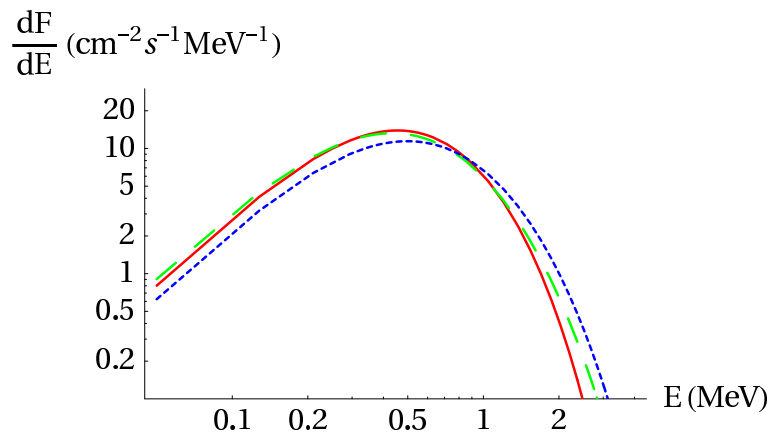


Fig. 4. Diffuse cosmic  $\nu_e$  flux from PopIII core collapse for an average redshift  $\bar{z} = 17$ . The solid line is for a star-formation rate  $\rho(z) = \delta(z - \bar{z})$ , while the long-dashed and short-dashed curves correspond to a constant rate as a function of redshift and time, respectively, during a redshift interval  $z_i = 24$  and  $z_f = 10$ .

These results were obtained assuming a simple IMF, peaked at  $300 M_\odot$ . However, changing the stellar mass distribution affects the neutrino flux from core

collapse events because the amount of neutrino energy per baryon that is released in a core collapse event depends on the stellar mass. We recall that for a progenitor of  $20 M_{\odot}$  the core collapse leading to an ordinary supernova produces a total neutrino energy release of about  $3 \times 10^{53}$  erg [29], two orders of magnitude smaller than what is found in Ref. [6] for a rotating  $300 M_{\odot}$  star that has about ten times the mass. Therefore, in the latter case the neutrino energy per baryon that is released is about ten times larger. Also, the average neutrino energies would be different for different stellar masses. Finally, different choices of stellar parameters could dramatically reduce the neutrino flux escaping from the star before the collapse, as shown in Ref. [6] for the non-rotating star simulation. The neutrino fluxes from PopIII core collapse shown here are therefore somewhat of an upper limit and, for a given fraction of baryons  $f_{\text{III}}$  forming PopIII stars, the true diffuse cosmic flux could be smaller by at least a factor of a few.

The detection possibility of the PopIII neutrino flux from the core collapse mechanism is again extremely challenging because the peak of the energy distributions likely falls in the solar pp range. Even for more optimistic model parameters that shift the peak of the distribution to energies beyond 0.42 MeV, the signal still would be several orders of magnitude smaller than the subdominant CNO solar flux. In the anti-neutrino channel, the cosmic flux is overwhelmed by the geo- and reactor-neutrinos. Geo-neutrinos have a flux in the energy window up to about 3 MeV of  $10^4$ – $10^5$   $\text{cm}^{-2} \text{s}^{-1} \text{MeV}^{-1}$  [31].

## 6 Conclusions

We have estimated the diffuse cosmic neutrino flux produced by the pregalactic generation of stars known as Population III. Using very simple models, we have calculated the fluxes due to the thermonuclear hydrogen burning processes, the contribution of the thermal neutrinos emitted in the late evolutionary stages, and the neutrino burst emitted during the core collapse phase at the end of the stellar evolution process. We summarize our optimistic estimates for these fluxes in Fig. 5. We find that these fluxes are too small to be detected with present or planned experiments: one expects indeed less than  $10^{-4} \text{yr}^{-1}$  events per kton in a typical water Cherenkov detector. Moreover, even our optimistic estimates imply that local backgrounds such as solar or geo-neutrinos completely dominate the cosmic diffuse flux. The only speculative neutrino detection channel for PopIII stars thus remains that of the ultra-high energy neutrinos emitted in a GRB-like process [17].

Turning this result around, we conclude that even under extreme assumptions the diffuse cosmic neutrino flux from PopIII stars is irrelevant as a possible contamination or background to existing neutrino experiments.

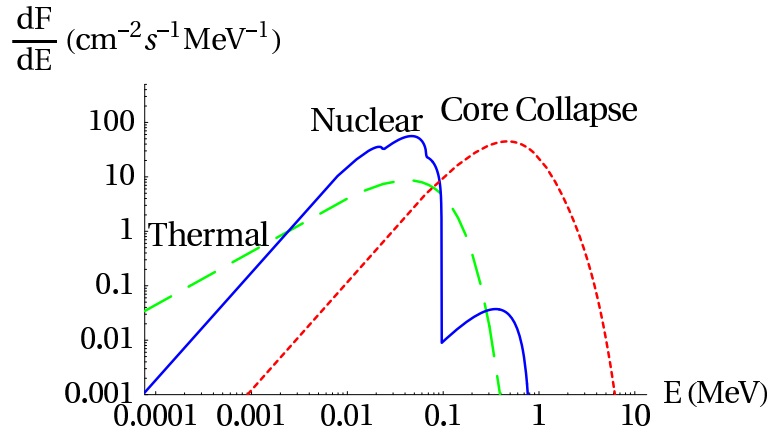


Fig. 5. Diffuse cosmic neutrino flux from PopIII stars caused by thermal emission (long-dashed line), thermonuclear reactions (solid line), and core collapse (short-dashed line), assuming a star-formation rate peaked at  $\bar{z} = 17$ . All of these flux estimates should be taken as optimistic—the true fluxes could be lower by factors of a few or even an order of magnitude, especially for the CC case. The thermonuclear flux consists of neutrinos of all flavors due to oscillations. The thermal and core-collapse fluxes contain both neutrinos and anti-neutrinos of all flavors.

While perhaps an academic exercise in view of realistic detection possibilities, we find it an interesting question in its own right to develop a quantitative understanding of the diffuse cosmic neutrino fluxes due to all astrophysical sources and in all energy bands. In principle, they could be disentangled from the local contributions (Sun, Earth) thanks to directional information of the latter ones, provided that the instrumental noise is sufficiently under control and sufficiently long integration times are allowed. The diffuse cosmic and galactic neutrino flux from ordinary stars was previously estimated [12]. We compare our estimates for the PopIII flux with the most optimistic predictions of Ref. [12] in our Fig. 6. For a baryon fraction  $f_{\text{III}} = 10^{-3}$  forming PopIII stars as assumed in all of our estimates, we find the two fluxes to be comparable, at least within the current uncertainties. (Of course, the galactic flux is strongly peaked along the galactic disk and about 2 orders of magnitude weaker in the orthogonal direction so that it does not directly compare with the isotropic cosmic flux.) Notice that at low energies the flux estimate from ordinary stars does not include neutrinos from thermal plasma reactions. Remarkably, it is likely that the  $\bar{\nu}$  flux from PopIII is the dominant cosmic component in the 0.01–few MeV range (Fig. 7).

The one diffuse cosmic neutrino flux that may become detectable within the next few years is that from all ordinary core-collapse supernovae in the universe. In the energy range of a few tens of MeV, the expected flux exceeds all backgrounds [32,33] and may become detectable in the possible future GAD-ZOOKS version [34] of Super-Kamiokande, in a corresponding megaton detec-

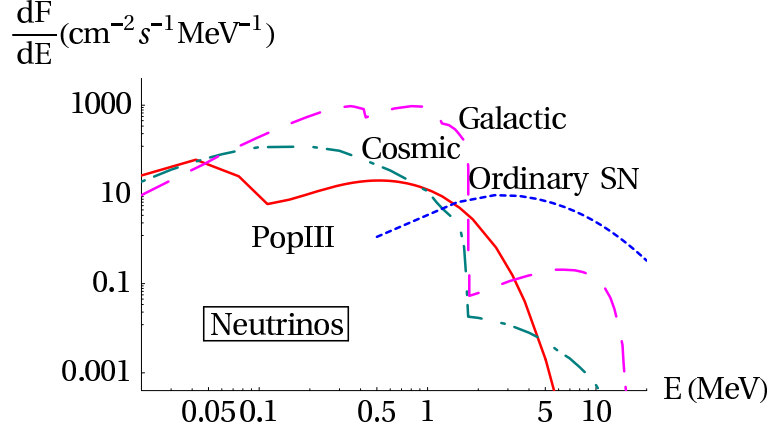


Fig. 6. Diffuse cosmic neutrino flux from PopIII stars (solid line), summed over all production mechanisms. For comparison we show the diffuse cosmic and galactic flux from thermonuclear reactions in ordinary stars according to Ref. [12] and from ordinary core-collapse supernovae.

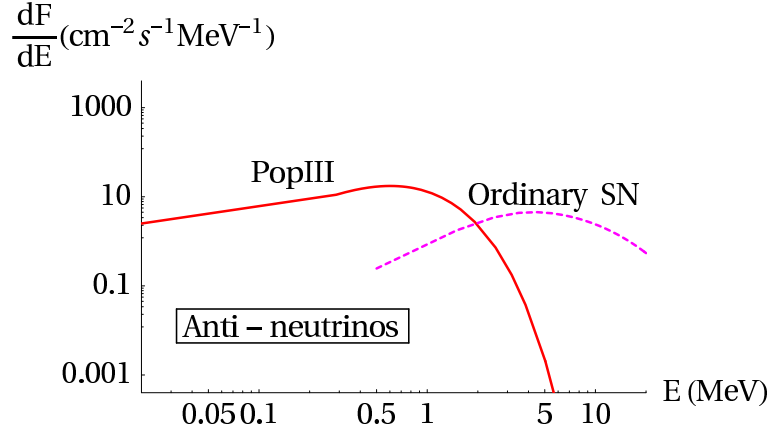


Fig. 7. Diffuse cosmic anti-neutrino flux from PopIII stars (solid line), summed over all production mechanisms. For comparison we show the diffuse flux from ordinary core-collapse supernovae.

tor, or in a 100 kton liquid Argon experiment [35]. For comparison we show this diffuse flux also in Fig. 6, calculated according to the “median” model described in Ref. [32,35]. Although the low-energy tail is affected by large uncertainties because of the significant role of the early (i.e. high redshift) SN contribution to the rate, it is clearly the dominant diffuse cosmic neutrino and anti-neutrino flux in the energy range above a few MeV as shown in Figs. 6 and 7.

## Acknowledgements

We thank the organizers and sponsors of the workshop “Chemical Enrichment of the Early Universe,” (Santa Fe, New Mexico, August 2004) for stimulating discussions. In particular F. I. warmly thanks T. Abel for useful discussions and C. L. Fryer for providing details of the 300  $M_{\odot}$  star numerical simulation. The authors also acknowledge V. Pettorino and C. Kiessig for fruitful discussions on ordinary supernovae diffuse fluxes. In Munich, this work was partly supported by the Deutsche Forschungsgemeinschaft under grant SFB 375 and the ESF network Neutrino Astrophysics.

## References

- [1] A. Kogut *et al.*, “Wilkinson Microwave Anisotropy Probe (WMAP) first year observations: TE polarization,” *Astrophys. J. Suppl.* **148** (2003) 161 [astro-ph/0302213].
- [2] D. N. Spergel *et al.*, “First year Wilkinson Microwave Anisotropy Probe (WMAP) observations: Determination of cosmological parameters,” *Astrophys. J. Suppl.* **148** (2003) 175 [astro-ph/0302209].
- [3] F. Nakamura and M. Umemura, “On the initial mass function of Population III stars,” *Astrophys. J.* **548** (2001) 19 [astro-ph/0010464].
- [4] T. Abel, G. L. Bryan and M. L. Norman, “The Formation and Fragmentation of Primordial Molecular Clouds,” *Astron. Astrophys.* **540** (2000) 39 [arXiv:astro-ph/0002135].
- [5] A. Heger, S. E. Woosley, I. Baraffe and T. Abel, “Evolution and Explosion of Very Massive Primordial Stars,” arXiv:astro-ph/0112059.
- [6] C. L. Fryer, S. E. Woosley and A. Heger, “Pair-instability supernovae, gravity waves, and gamma-ray transients,” *Astrophys. J.* **550** (2001) 372 [astro-ph/0007176].
- [7] M. Ricotti and J. P. Ostriker, “Reionisation, chemical enrichment and seed black holes from the first stars: Is Population III important?,” *Mon. Not. Roy. Astron. Soc.* **350** (2004) 539 [astro-ph/0310331].
- [8] M. Magliocchetti, R. Salvaterra and A. Ferrara, “First stars contribution to the near infrared background fluctuations,” *Mon. Not. Roy. Astron. Soc.* **342** (2003) L25 [astro-ph/0304280].
- [9] F. Daigne, K. A. Olive, E. Vangioni-Flam, J. Silk and J. Audouze, “Cosmic star formation, reionization, and constraints on global chemical evolution,” astro-ph/0405355.

- [10] A. Heger and S. E. Woosley, “The Nucleosynthetic Signature of Population III,” *Astrophys. J.* **567** (2001) 532 [arXiv:astro-ph/0107037].
- [11] V. Bromm and R. B. Larson, “The first stars,” *Annu. Rev. Astron. Astrophys.* **42** (2004) 79 [astro-ph/0311019].
- [12] C. Porciani, S. Petroni and G. Fiorentini, “Cosmic and galactic neutrino backgrounds from thermonuclear sources,” *Astropart. Phys.* **20** (2004) 683 [astro-ph/0311489].
- [13] W. C. Haxton and W. Lin, “The very low-energy solar flux of electron and heavy flavor neutrinos and antineutrinos,” *Phys. Lett. B* **486** (2000) 263 [nucl-th/0006055].
- [14] M. Haft, G. Raffelt and A. Weiss, “Standard and nonstandard plasma neutrino emission revisited,” *Astrophys. J.* **425** (1994) 222; Erratum *ibid.* **438** (1995) 1017 [astro-ph/9309014].
- [15] S. Esposito, G. Mangano, G. Miele, I. Picardi and O. Pisanti, “Radiative corrections to neutrino energy loss rate in stellar interiors,” *Mod. Phys. Lett. A* **17** (2002) 491 [astro-ph/0112384].
- [16] S. Esposito, G. Mangano, G. Miele, I. Picardi and O. Pisanti, “Neutrino energy loss rate in a stellar plasma,” *Nucl. Phys. B* **658** (2003) 217 [astro-ph/0301438].
- [17] R. Schneider, D. Guetta and A. Ferrara, “Gamma ray bursts from the first stars: Neutrino signals,” *Mon. Not. Roy. Astron. Soc.* **334** (2002) 173 [astro-ph/0201342].
- [18] P. Mészáros, “Gamma-ray bursts and neutrinos,” Contribution to the NOW 2004 conference, <http://www.ba.infn.it/~now2004/>
- [19] J. N. Bahcall, *Neutrino Astrophysics* (Cambridge University Press, Cambridge, England, 1989).
- [20] D. Ezer and A. G. W. Cameron, “The evolution of hydrogen-helium stars,” *Astrophysics and Space Science* **14** (1971) 399.
- [21] I. Baraffe, A. Heger and S. E. Woosley, “On the stability of very massive primordial stars,” *Astrophys. J.* **550** (2001) 890 [astro-ph/0009410].
- [22] P. Marigo, C. Chiosi and R. P. Kudritzki, “Zero-metallicity stars. II. Evolution of very massive objects with mass loss,” *Astron. Astrophys.* **399** (2003) 617 [astro-ph/0212057].
- [23] E. Brocato, V. Castellani, S. Degl’Innocenti, G. Fiorentini and G. Raimondo, “Stars as galactic neutrino sources,” *Astron. Astrophys.* **333** (1998) 910 [astro-ph/9711269].
- [24] M. Maltoni, T. Schwetz, M. A. Tortola and J. W. F. Valle, arXiv:hep-ph/0405172.
- [25] S. E. Woosley, A. Heger and T. A. Weaver, “The evolution and explosion of massive stars,” *Rev. Mod. Phys.* **74** (2002) 1015.



- [26] C.L. Fryer: private communication.
- [27] X.-D. Shi and G. M. Fuller, “Neutrinos and supermassive stars: Prospects for neutrino emission and detection,” *Astrophys. J.* **503** (1998) 307 [astro-ph/9801106].
- [28] A. Odrzywolek, M. Misiasek and M. Kutschera, “Detection possibility of the pair-annihilation neutrinos from the neutrino-cooled pre-supernova star,” *Astropart. Phys.* **21** (2004) 303 [astro-ph/0311012].
- [29] M. T. Keil, G. G. Raffelt and H. T. Janka, “Monte Carlo study of supernova neutrino spectra formation,” *Astrophys. J.* **590** (2003) 971 [astro-ph/0208035].
- [30] G. Raffelt, *Stars as Laboratories for Fundamental Physics*, (University of Chicago Press, Chicago, 1996).
- [31] L. M. Krauss, S. L. Glashow and D. N. Schramm, “Antineutrino astronomy and geophysics,” *Nature* **310** (1984) 191.
- [32] L. E. Strigari, M. Kaplinghat, G. Steigman and T. P. Walker, “The supernova relic neutrino backgrounds at KamLAND and Super-Kamiokande,” *JCAP* **0403** (2004) 007 [astro-ph/0312346].
- [33] S. Ando and K. Sato, “Relic neutrino background from cosmological supernovae,” *New Journal of Physics*, in press (2004) [astro-ph/0410061].
- [34] J. F. Beacom and M. R. Vagins, “Antineutrino spectroscopy with large water Čerenkov detectors,” *Phys. Rev. Lett.* **93** (2004) 171101 [hep-ph/0309300].
- [35] A. G. Cocco, A. Ereditato, G. Fiorillo, G. Mangano and V. Pettorino, “Supernova relic neutrinos in liquid argon detectors,” hep-ph/0408031.