

# CORRESPONDENCE PRINCIPLE BETWEEN SPHERICAL AND EUCLIDEAN WAVELETS

Y. WIAUX<sup>1</sup>

Signal Processing Institute, Ecole Polytechnique Fédérale de Lausanne (EPFL), CH-1015 Lausanne, Switzerland

L. JACQUES

Institut de Physique Théorique, Université catholique de Louvain (UCL), B-1348 Louvain-la-Neuve, Belgium

AND

P. VANDERGHEYNST

Signal Processing Institute, Ecole Polytechnique Fédérale de Lausanne (EPFL), CH-1015 Lausanne, Switzerland

*Draft version 3rd March 2019*

## Abstract

Wavelets on the sphere are re-introduced and further developed independently of the original group theoretic formalism, in an alternative and completely equivalent approach, as inverse stereographic projection of wavelets on the plane. These developments are motivated by the interest of the scale-space analysis of the cosmic microwave background (CMB) anisotropies on the sky. In addition to offering a practical and intuitive approach to the filtering by spherical wavelets (*i.e.* wavelets on the sphere), the correspondence principle established here notably allows to transfer onto the sphere properties of Euclidean wavelets (*i.e.* wavelets on the plane). In that regard, we also define and develop the notions of directionality and steerability of filters on the sphere. In the context of the CMB analysis, these notions are essential for the identification of local directional features in the wavelet coefficients of the signal, and for their interpretation as possible signatures of non-gaussianity, statistical anisotropy, or foreground emission. But the generic results exposed may find numerous applications beyond cosmology and astrophysics.

*Subject headings:* cosmology: cosmic microwave background — methods: data analysis

## 1. INTRODUCTION

The last decade has recognized the cosmic microwave background (CMB) as a unique laboratory for achieving precision cosmology. The cosmological parameters defining the structure, the energy content, and the evolution of the universe are now determined with an impressive precision (Page et al. 2003; Spergel et al. 2003; Bouchet 2003). However, the theoretical hypotheses on which the corresponding concordance cosmological model relies still must be fully investigated. They notably extend from the cosmological principle of homogeneity and isotropy, to the models of inflation for the physics of the early universe (Wandelt 2004; Bartolo et al. 2004), or the theory of gravitation itself, namely general relativity (Boucher et al. 2004a; Boucher et al. 2004b).

In the context of the concordance cosmological model, the cosmic background radiation is understood as a unique realization of a gaussian and stationary random signal on the sphere, arising from quantum energy density perturbations developed in a primordial inflationary era of the universe. In this respect, the analysis of the CMB anisotropies on the sky is essentially confined to the study of its temperature (and polarization) angular power spectrum.

But questioning the basic hypotheses of inflation, or of the cosmological principle notably amounts to raise the questions of the gaussianity and statistical isotropy (stationarity) of the CMB. New methods of analysis of the CMB must therefore be considered. Notably, the scale-space analysis is essential to allow the localization of features on the sky in addition to the information on scales given through a pure spherical harmonics decomposition. Such local features might for example

be associated with non-gaussianity or non-stationarity of the statistical distribution from which the CMB arises, or with foreground emission such as point sources. First analyses on the one-year data of the ongoing Wilkinson Microwave Anisotropy Probe (WMAP) satellite mission suggest a departure from both statistical isotropy and gaussianity of the signal. The various methods applied extend from the analysis of phase correlations (Coles et al. 2004), N-point correlation functions (Eriksen et al. 2004a; Eriksen et al. 2004b), bipolar power spectra (Hajian & Souradeep 2003; Hajian et al. 2005a; Hajian & Souradeep 2005b), or local power spectra (Hansen et al. 2002; Hansen et al. 2004a; Hansen et al. 2004b), to multipole vectors (Copi et al. 2004; Katz & Weeks 2004; Lachièze-Rey 2004). In addition, the efficiency of the wavelet signal processing for detecting non-gaussianities in the CMB signal was also recently established (Hobson et al. 1999; Barreiro & Hobson 2001; Martínez-González et al. 2002). While no evidence for non-gaussianity was found through wavelet analyses in the former COsmic Background Explorer (COBE) satellite mission data (Barreiro et al. 2000; Cayón et al. 2001), various spherical wavelet analyses of the one-year WMAP data also suggest a departure from non-gaussianity or statistical isotropy (Vielva et al. 2004; Cruz et al. 2004; Mukherjee & Wang 2004; McEwen et al. 2004a). Other works also explicitly established the efficiency of the scale-space wavelet processing for point sources detection in the foreground, or for technical purposes such as denoising (Sanz et al. 1999; Tenorio et al. 1999; Vielva et al. 2001; Vielva et al. 2003). But a huge amount of work is still needed in this context, notably for the identification of not only the position, but also the precise direction, and possibly the morphology of the observed features, and for their

<sup>1</sup> Email: yves.wiaux@epfl.ch

interpretation.

In this context, a new approach to the formalism of spherical wavelets is developed here. In § 2, we briefly review the formalism for the construction of Euclidean wavelets. In § 3, we re-introduce wavelets on the sphere independently of the original group theoretic formalism, in an equivalent and self-consistent approach. We adopt a practical philosophy, considering wavelets as localized filters which enable scale-space analysis, and offer an explicit reconstruction formula for the signal considered, from its wavelet coefficients. We also prove that the inverse stereographic projection of a wavelet on the plane gives a wavelet on the sphere. This correspondence principle allows to transfer wavelet properties from the plane onto the sphere. The related technical proofs are detailed in the appendices A and B. In § 4, this principle is used to establish the concepts of filter directionality and steerability on the sphere from the corresponding notions on the plane. The property of filter steerability allows the computation of the rotation of a filter on itself in any direction from a simple finite linear combination of basis filters. We study the angular band limitation of steerable filters and explicitly treat the example of steerable wavelets on the sphere defined as derivatives of radial functions. In § 5, we discuss the interest of directional and steerable filters for the identification and interpretation of local directional features in the context of the CMB analysis. A numerical example illustrates our discussion. In § 6, we briefly conclude.

## 2. WAVELETS ON THE PLANE

In this section we briefly sketch the well-known formalism of wavelets on the plane.

On the plane as well as on the line, the notion of wavelet transform of a signal is a powerful method of signal decomposition (Torr sani 1995; Mallat 1998; Antoine et al. 2004). We consider here a practical approach for the definition of wavelets on the plane, which will easily be translated on the sphere. A ‘‘mother wavelet’’  $\psi(\vec{x})$  is first defined as a localized function on the plane, on which affine transformations may be applied: translations, rotations, and dilations. Second, the wavelet transform of a signal on the plane is defined as the correlation of the signal with the dilated and rotated versions of the mother wavelet, leading to wavelet coefficients. This explicitly defines the scale-space nature of the decomposition. In this context, an admissibility condition is finally imposed on the mother wavelet by explicitly requiring the exact reconstruction formula of the signal from its wavelet coefficients. Notice for completeness that, in terms of the original group theoretic approach, the wavelet decomposition is defined by the construction of the coherent states of the group of affine transformations (translations, rotations and dilations) on the plane. In this context, a wavelet must satisfy an admissibility condition which ensures the square-integrability of the unitary and irreducible representations of that group on the Hilbert space of square-integrable functions in which the signals are defined. This square-integrability implies that the family of wavelets obtained by affine transformations from a mother wavelet constitutes an over-complete frame in the considered Hilbert space, and that an exact reconstruction formula of a signal in terms of its wavelet coefficients may be obtained. Our more practical considerations lead identically to the same wavelet formalism.

First, the affine transformations are defined as follows. Let us consider the Hilbert space of square-integrable functions on the plane:  $g(\vec{x}) \in L^2(\mathbb{R}^2, d^2\vec{x})$ . The point  $\vec{x}$  on the plane is

given in Cartesian coordinates as  $\vec{x} = (x, y)$ , and the measure of integration is simply  $d^2\vec{x} = dx dy$ . The action of the translation operator  $t(\vec{x}_0)$  in  $L^2(\mathbb{R}^2, d^2\vec{x})$  reads:

$$[t(\vec{x}_0)g](\vec{x}) = g(\vec{x} - \vec{x}_0). \quad (1)$$

The rotation around the origin of coordinates (rotation of the wavelet around itself) is defined by the following operator  $r(\chi)$  in  $L^2(\mathbb{R}^2, d^2\vec{x})$ :

$$[r(\chi)g](\vec{x}) = g(r_\chi^{-1} \cdot \vec{x}), \quad (2)$$

through the matrix operator  $r_\chi$  acting on the points  $\vec{x}$  as follows in Cartesian coordinates:

$$r_\chi \cdot \begin{pmatrix} x \\ y \end{pmatrix} = \begin{pmatrix} \cos \chi & -\sin \chi \\ \sin \chi & \cos \chi \end{pmatrix} \cdot \begin{pmatrix} x \\ y \end{pmatrix}. \quad (3)$$

The action of the rotation operator  $r(\chi)$  in polar coordinates  $\vec{x} = (r, \varphi)$  trivially reads:

$$[r(\chi)g](r, \varphi) = g(r, \varphi - \chi). \quad (4)$$

The dilation of a function  $g(\vec{x})$  is defined by the following operator  $d(a)$  in  $L^2(\mathbb{R}^2, d^2\vec{x})$ :

$$[d(a)g](\vec{x}) = a^{-1}g(a^{-1}\vec{x}). \quad (5)$$

The normalization  $a^{-1}$  ensures the preservation of the  $L^2$ -norm of functions through dilation.

Second, the analysis of signals goes as follows. The wavelet transform of a signal  $f(\vec{x})$  with the wavelet  $\psi(\vec{x})$ , localized analysis function in  $L^2(\mathbb{R}^2, d^2\vec{x})$ , is defined as the correlation between the signal  $f(\vec{x})$  and the dilated and rotated wavelet  $\psi_{\chi,a} = r(\chi)d(a)\psi$ , that is as the following scalar product:

$$\begin{aligned} W_\psi^f(\vec{x}_0, \chi, a) &= \int_{\mathbb{R}^2} d^2\vec{x} \psi_{\vec{x}_0, \chi, a}^*(\vec{x}) f(\vec{x}) \\ &= \langle \psi_{\vec{x}_0, \chi, a} | f \rangle, \end{aligned} \quad (6)$$

for  $\psi_{\vec{x}_0, \chi, a} = t(\vec{x}_0)\psi_{\chi, a}$ . The wavelet coefficients  $W_\psi^f(\vec{x}_0, \chi, a)$  represent the characteristics of the signal for each analysis scale  $a$ , direction  $\chi$ , and position  $\vec{x}_0$ .

Finally, the synthesis of a signal  $f(\vec{x})$  from its wavelet coefficients reads:

$$\begin{aligned} f(\vec{x}) &= \int_0^{2\pi} d\chi \int_0^{+\infty} \frac{da}{a^3} \int_{\mathbb{R}^2} d^2\vec{x}_0 \\ &W_\psi^f(\vec{x}_0, \chi, a) [t(\vec{x}_0)r(\chi)L_\psi\psi_a](\vec{x}). \end{aligned} \quad (7)$$

In this relation, the operator  $L_\psi$  in  $L^2(\mathbb{R}^2, d^2\vec{x})$  is defined by the simple division by a constant:  $[L_\psi g](\vec{x}) = g(\vec{x})/C_\psi$ . This exact reconstruction formula holds if and only if the wavelet  $\psi(\vec{x})$  satisfies the following admissibility condition:

$$0 < C_\psi = \int_{\mathbb{R}^2} d^2\vec{k} \frac{|\hat{\psi}(\vec{k})|^2}{|\vec{k}|^2} < \infty, \quad (8)$$

with the normalization convention  $\hat{\psi}(\vec{k}) = \int d\vec{x} e^{-i\vec{k} \cdot \vec{x}} \psi(\vec{x})$  for the Fourier transform of functions in the plane. The zero-mean is therefore a necessary condition for the wavelet admissibility in  $L^2(\mathbb{R}^2, d^2\vec{x})$ :

$$\int_{\mathbb{R}^2} d^2\vec{x} \psi(\vec{x}) = 0. \quad (9)$$

### 3. WAVELETS ON THE SPHERE

In this section we first define the stereographic projection which establishes a formal relation between functions on the sphere and on the plane. We then re-introduce the formalism of wavelets on the sphere independently of the original group theoretic formalism, in an equivalent, practical and self-consistent approach. Finally, we prove that the inverse stereographic projection of a wavelet on the plane leads to a wavelet on the sphere. This correspondence principle allows to transfer wavelet properties from the plane onto the sphere.

#### 3.1. Stereographic projection

In order to establish the relation between the plane  $\mathbb{R}^2$  and the sphere  $S^2$ , one needs to select a mode of projection of functions on the plane onto functions on the sphere and conversely. Our criterion of definition of this projection is that it give a natural definition of dilations on the sphere, as well as preserve the mere concept of directionality. A natural way to do this is to consider the stereographic projection, which maps the sphere onto the tangent plane at the North pole. We do not claim that this choice is unique, but as we will see in the following, it clearly establishes a local correspondence between the plane and the sphere with the required properties.

By definition, the stereographic projection projects a point  $\omega = (\theta, \varphi)$  on the unit sphere onto a point  $\vec{x} = (r, \varphi)$  on the tangent plane at the North pole, co-linear with  $\omega$  and the South pole. The coordinates  $(r, \varphi)$  are the polar coordinates of the point  $\vec{x}$  in  $\mathbb{R}^2$ . The coordinates  $(\theta, \varphi)$  are the spherical coordinates of the point  $\omega$  in  $S^2$ , defined as follows. In a Cartesian frame  $(o, o\hat{x}, o\hat{y}, o\hat{z})$  centered on the unit sphere, the polar angle, or co-latitude,  $\theta \in [0, \pi]$  represents the angle between the vector identifying  $\omega$  and the axis  $o\hat{z}$ . The azimuthal, or longitudinal, angle  $\varphi \in [0, 2\pi[$ , not defined though for  $\theta \in \{0, \pi\}$ , represents the angle between the projection of this vector in the plane  $(o, o\hat{x}, o\hat{y})$  and the axis  $o\hat{x}$ . Notice that this angle is identified to the angular variable on the tangent plane at the North pole. In these terms, the action of the stereographic projection operator on a point  $\omega = (\theta, \varphi) \in S^2$  is defined by  $\Pi : \omega \rightarrow \vec{x} = \Pi\omega = (r(\theta), \varphi) \in \mathbb{R}^2$ , with  $r(\theta) = 2 \tan(\theta/2)$ . The inverse operator therefore reads for  $\vec{x} = (r, \varphi) \in \mathbb{R}^2$  as  $\Pi^{-1} : \vec{x} \rightarrow \Pi^{-1}\vec{x} = (\theta(r), \varphi) \in S^2$ , with  $\theta(r) = 2 \arctan(r/2)$  (see Fig. 1).

Let us now consider square-integrable functions in  $L^2(\mathbb{R}^2, d^2\vec{x})$  on the plane and in  $L^2(S^2, d\Omega)$  on the sphere. On the sphere the Hilbert space  $L^2(S^2, d\Omega)$  is defined with a measure of integration given by the solid angle  $d\Omega = d\cos\theta d\varphi$ . For the clarity of the expressions, we denote functions on the sphere in uppercase letters  $G$ , by opposition to the lowercase letters  $g$  denoting functions on the plane. The action on functions of the stereographic projection operator  $\Pi : G \in L^2(S^2, d\Omega) \rightarrow g = \Pi G \in L^2(\mathbb{R}^2, d^2\vec{x})$  is defined as follows:

$$[\Pi G](r, \varphi) = \left(1 + \left(\frac{r}{2}\right)^2\right)^{-1} G(\theta(r), \varphi). \quad (10)$$

The inverse stereographic projection  $\Pi^{-1}$  on functions then naturally takes the form:

$$[\Pi^{-1}g](\theta, \varphi) = \left(1 + \tan^2 \frac{\theta}{2}\right) g(r(\theta), \varphi). \quad (11)$$

The pre-factors are fixed for the unitarity of the operators, that is the conservation of the scalar product of functions through the projection from the sphere to the plane and conversely (see Fig. 1 here below).

Notice that for  $\theta \rightarrow 0$ , we get the first order relation  $r(\theta) = \theta$ , which corresponds to the identification between the considered portion of the sphere around the North pole, with the tangent plane at that same point. In that Euclidean limit (Antoine & Vanderghyest 1999), the stereographic projection naturally summarizes to the identity operator.

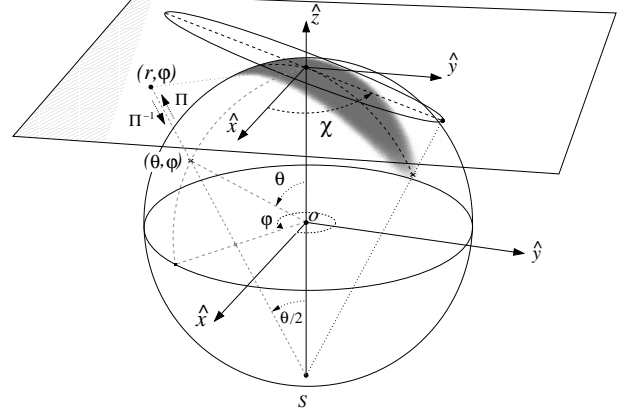


FIG. 1.— Relation established between points on the sphere  $(\theta, \varphi)$  and on its tangent plane at the North pole  $(r, \varphi)$  through the stereographic projection  $\Pi$  and its inverse  $\Pi^{-1}$ . The same relation holds between functions living on each of the two manifolds, as illustrated by the shadow on the sphere and the localized region on the plane.

#### 3.2. Wavelet transform

We can now re-introduce the spherical wavelets, originally developed through a group theoretic formalism on the sphere in (Antoine & Vanderghyest 1999; Antoine & Vanderghyest 1998; Antoine et al. 2002; Demanet & Vanderghyest 2003; Bogdanova et al. 2004), following an independent, practical and equivalent approach. Identically to our approach in the plane, a “mother wavelet”  $\Psi(\omega)$  is first defined as a localized function on the sphere, on which affine transformations may be applied: translations, rotations, and dilations. Second, the wavelet transform of a signal on the sphere is defined as the correlation of the signal with the dilated and rotated versions of the mother wavelet, leading to wavelet coefficients, defining the scale-space nature of the decomposition on the sphere. Third, an admissibility condition is imposed on the mother wavelet by explicitly requiring the exact reconstruction formula of the signal from its wavelet coefficients. We again notice that, similarly to the formalism in the plane, in a group theoretic approach the wavelet decomposition is defined by the construction of generalized coherent states for the conformal group of the sphere,  $SO(1,3)$ , which contains the considered affine transformations (translations, rotations and dilations) on the sphere. Our approach leads to the same final wavelet formalism.

First, the affine transformations are defined as follows on square-integrable functions  $G(\omega)$  in  $L^2(S^2, d\Omega)$  on the sphere.

The action of a rotation  $\rho \in SO(3)$  in three dimensions on a function  $G(\omega)$  on the sphere, is defined by the operator  $R(\rho) : G(\omega) \rightarrow [R(\rho)G](\omega) = G(R_\rho^{-1} \cdot \omega)$  in  $L^2(S^2, d\Omega)$ . In other words, the rotation  $\rho$  applied to the function  $G(\omega)$  is implemented by the inverse rotation, through the matrix operator  $R_\rho^{-1}$  acting on the coordinates  $(\theta, \varphi)$  of the points  $\omega$  on the sphere. It may be decomposed in three consecutive rotations, respectively around the axes of coordinates  $o\hat{z}$ ,  $o\hat{y}$ , and  $o\hat{x}$ ,

and defined by the Euler angles  $(\varphi, \theta, \chi)$ , with  $\theta \in [0, \pi]$  and  $\varphi, \chi \in [0, 2\pi]$ :  $R_\rho = R_{\varphi, \theta, \chi} = R_\varphi^\zeta R_\theta^\zeta R_\chi^\zeta$ . The inverse rotation  $R_\rho^{-1}$  is characterized by opposite Euler angles in the reverse order:  $R_{\varphi, \theta, \chi}^{-1} = R_{-\chi, -\theta, -\varphi} = R_{\pi-\chi, \theta, \pi-\varphi}$ . In the particular context of the analysis of functions on the sphere, the variable  $(\varphi, \theta, \chi)$  in the parameter space of the group  $SO(3)$  may be decomposed as  $(\omega, \chi)$  in  $S^2 \otimes [0, 2\pi]$ , where  $\omega$  defines a position on the sphere  $S^2$  and  $\chi$  a direction in  $[0, 2\pi]$  at each point  $\omega$ . In that context, rotation operators on functions  $G$  on the sphere are decomposed as  $R(\rho) = R(\omega)R^\zeta(\chi)$ , where  $R(\omega) = R^\zeta(\varphi)R^\zeta(\theta)$  defines the motion or translation of the function by  $\omega$ , and  $R^\zeta(\chi)$  defines its rotation by  $\chi$  on itself:

$$[R(\omega_0)G](\omega) = G(R_{\omega_0}^{-1} \cdot \omega), \quad (12)$$

and

$$[R^\zeta(\chi)G](\theta, \varphi) = G(\theta, \varphi - \chi). \quad (13)$$

The rotation  $R^\zeta(\chi)$  acting on functions on the sphere (through the azimuthal angular variable  $\varphi$ ) is by definition the conjugate of the rotation  $r(\chi)$  acting on functions on the tangent plane at the North pole (through the polar angular variable  $\varphi$ ), by the stereographic projection  $\Pi$ :

$$R^\zeta(\chi) = \Pi^{-1} r(\chi) \Pi. \quad (14)$$

The projection  $\Pi$  indeed only relates the radial variables,  $\theta$  on the sphere and  $r$  on the plane, and therefore preserves the angle of rotation  $\chi$  around the axis  $o\hat{z}$ .

The dilation operator  $D(a) : G(\theta, \varphi) \rightarrow [D(a)G](\theta, \varphi)$  in  $L^2(S^2, d\Omega)$  is mathematically defined as the conjugation by  $\Pi$  of the dilation  $d(a)$  in  $L^2(\mathbb{R}^2, d^2\vec{x})$  on the tangent plane at the North pole, for  $a \in \mathbb{R}_+^*$ :

$$D(a) = \Pi^{-1} d(a) \Pi. \quad (15)$$

This operator also preserves the norm of functions in  $L^2(S^2, d\Omega)$  as the stereographic projection and the dilation on the plane themselves preserve the norm of functions. The dilation of a function  $G(\theta, \varphi)$  therefore reads:

$$[D(a)G](\theta, \varphi) = \lambda^{1/2}(a, \theta) G(\theta_{1/a}, \varphi), \quad (16)$$

with  $\theta_{1/a}(r) = \theta(r/a)$ , that is,  $\tan \theta_a/2 = a \tan \theta/2$ , and  $\lambda^{1/2}(a, \theta) = 2a/[(a^2 - 1)\cos \theta + (a^2 + 1)]$ . Notice that in the Euclidean limit  $\theta \rightarrow 0$ , this dilation factor on the sphere naturally reduces to first order in  $\theta$  to the normalization constant on the plane:  $\lambda^{1/2}(a, \theta) = a^{-1}$ .

We understand in these terms that both the rotation (14) and the dilation (15) of functions are conjugates of their planar counterparts through the stereographic projection. Only the motion of a function on the sphere, associated with  $R(\omega_0)$ , is not expressed in terms of a conjugation relation with the translation by a constant vector in the tangent plane at the North pole.

Second, the analysis of signals goes as follows. The wavelet transform  $W_\Psi^F(\omega_0, \chi, a)$  of a signal  $F(\omega)$  with the wavelet  $\Psi(\omega)$ , localized analysis function in  $L^2(S^2, d\Omega)$  on the sphere, is defined as the correlation between  $F(\omega)$  and the dilated and rotated wavelet  $\Psi_{\chi, a} = R^\zeta(\chi)D(a)\Psi$ , that is again as the scalar product:

$$\begin{aligned} W_\Psi^F(\omega_0, \chi, a) &= \int_{S^2} d\Omega \Psi_{\omega_0, \chi, a}^*(\omega) F(\omega) \\ &= \langle \Psi_{\omega_0, \chi, a} | F \rangle, \end{aligned} \quad (17)$$

with  $\Psi_{\omega_0, \chi, a} = R(\omega_0)\Psi_{\chi, a}$ . The wavelet coefficients  $W_\Psi^F(\omega_0, \chi, a)$  represent the characteristics of the signal for each analysis scale  $a$ , direction  $\chi$ , and position  $\omega_0$ .

Third, the synthesis of a signal  $F(\omega)$  from its wavelet coefficients reads as:

$$\begin{aligned} F(\omega) &= \int_0^{2\pi} d\chi \int_0^{+\infty} \frac{da}{a^3} \int_{S^2} d\Omega_0 \\ &\quad W_\Psi^F(\omega_0, \chi, a) [R(\omega_0, \chi) L_\Psi \Psi_a](\omega). \end{aligned} \quad (18)$$

In this relation, the operator  $L_\Psi$  in  $L^2(S^2, d\Omega)$  is defined by the following action on the spherical harmonics coefficients of functions:  $\widehat{L_\Psi G}_{lm} = \widehat{G}_{lm}/C_\Psi^l$ , with  $l \in \mathbb{N}$ ,  $m \in \mathbb{Z}$ , and  $|m| \leq l$ . Notice that, on the contrary to  $L_\psi$  on the plane, the operator  $L_\Psi$  does not summarize to the division by a constant. In appendix A, a detailed proof shows that this exact reconstruction formula holds if and only if the spherical harmonics transform  $\widehat{\Psi}_{lm}$  of the wavelet  $\Psi(\omega)$  satisfies the following admissibility condition:

$$0 < C_\Psi^l = \frac{8\pi^2}{2l+1} \sum_{|m| \leq l} \int_0^{+\infty} \frac{da}{a^3} |(\widehat{\Psi}_a)_{lm}|^2 < \infty, \quad (19)$$

for all  $l \in \mathbb{N}$ . The following relation defines a necessary condition for the wavelet admissibility in  $L^2(S^2, d\Omega)$  (Antoine & Vandergheynst 1999):

$$\int_{S^2} d\Omega \frac{\Psi(\theta, \varphi)}{1 + \cos \theta} = 0. \quad (20)$$

Again, if the wavelet is highly localized around the North pole, then the Euclidean limit applies to first order in  $\theta$ , and this condition naturally reduces to a zero-mean condition (9). Also notice that the wavelet formalism may be similarly defined in the space of integrable functions, on the plane,  $L^1(\mathbb{R}^2, d^2\vec{x})$ , as on the sphere,  $L^1(S^2, d\Omega)$ . The stereographic projection and dilation operators must be redefined consistently in such a way that they still preserve the norm of the functions on which they are applied. The measure of integration on scales changes and the admissibility condition on the sphere is modified consistently. In that formalism, the reconstruction formula contains an additional low frequency term, and the corresponding necessary admissibility condition on the sphere reduces to an exact zero-mean condition:  $\int_{S^2} d\Omega \Psi(\theta, \varphi) = 0$  (Antoine et al. 2002).

### 3.3. Correspondence principle

In appendix B, we prove explicitly the correspondence principle stating that the inverse stereographic projection of a wavelet on the plane leads to the definition of a wavelet on the sphere. That is, technically, if the function  $\psi(r, \varphi)$  in  $L^2(\mathbb{R}^2, d^2\vec{x})$  satisfies the wavelet admissibility condition (8) on the plane, then the function

$$\Psi(\theta, \varphi) = [\Pi^{-1}\psi](\theta, \varphi), \quad (21)$$

satisfies the wavelet admissibility condition (19) on the sphere. To get some intuition on this non-trivial result, let us notice that a simple change of variable  $r \leftrightarrow \theta$  in the related integrals shows that if a function satisfies the necessary wavelet admissibility condition (9) on the plane, then its inverse stereographic projection (21) satisfies the necessary wavelet admissibility condition (20) on the sphere.

In this context, it appears from the conjugation relations (14) and (15) that the operations of dilation by  $a$  and rotation

by  $\chi$  of a spherical wavelet defined as projection of a Euclidean wavelet may be simply performed on the plane before inverse stereographic projection on the sphere:

$$\Psi_{\chi,a}(\theta, \varphi) = [\Pi^{-1}\psi_{\chi,a}](\theta, \varphi). \quad (22)$$

Dilated and rotated wavelets on the sphere may therefore be built in an extremely straightforward way with the intuitive operations of dilation and rotation on the plane, forgetting the corresponding operators (13) and (16) on the sphere. Also notice that, as all considered operators preserve the norm of functions, if the wavelet on the plane is normalized, the corresponding wavelet on the sphere remains naturally normalized. Only motions (translations) by  $\omega_0$  have to be explicitly performed on the sphere as the corresponding operator (12) is not the conjugate of the operator (1) of translation by any  $\vec{x}_0$  on the plane.

Let us consider one example as illustration. On the plane, the derivatives of gaussians in a specific direction, say  $\hat{x}$ , are well-known examples of wavelets. The normalized first derivative of gaussian in direction  $\hat{x}$  reads, after dilation by  $a$  and rotation by  $\chi$ :  $\psi_{\chi,a}(r, \varphi) = \sqrt{2/\pi} r e^{-r^2/2a^2} \cos(\varphi - \chi)/a^2$ . The corresponding wavelet on the sphere, normalized, dilated by  $a$  and rotated by  $\chi$ , but still at the North pole, is simply obtained by the action of the inverse stereographic projection (11):  $\Psi_{\chi,a}(\theta, \varphi) = (1 + \tan^2(\theta/2)) \sqrt{2/\pi} 2 \tan(\theta/2) e^{-2 \tan^2(\theta/2)/a^2} \cos(\varphi - \chi)/a^2$ .

This correspondence principle implies that wavelet properties may be transferred from the plane onto the sphere through inverse stereographic projection. In that context, the next section explicitly develops the important notions of directionality and steerability on the sphere.

#### 4. FILTER DIRECTIONALITY AND STEERABILITY

In this section, we first recall the well-known notions of directionality and steerability of filters on the plane and introduce their analog on the sphere through the simple correspondence principle established here above. We then characterize steerable filters in terms of their band limitation in the Fourier index conjugate to the angular variable  $\varphi$  and develop the examples of steerable wavelets defined as the derivatives of radial functions on the sphere.

##### 4.1. Definitions

Directions on the sphere  $S^2$  are defined locally at each point  $\omega = (\theta, \varphi)$ , in terms of the third Euler angle  $\chi \in [0, 2\pi[$ , which identifies the directions in the tangent plane, around the point considered (see Fig. 1). This statement is another expression of the conjugation relation (14). Notice that the non-existence of differentiable vector fields on  $S^2$  rules out the definition of directions globally on the sphere. Here, we only define directions locally around each point on the sphere.

First, we recall the notions of directionality and steerability on the plane. The directionality of a filter  $g(r, \varphi)$  in  $L^2(\mathbb{R}^2, d^2\vec{x})$  on the plane may be measured through its auto-correlation function, defined as the scalar product of the rotations of the filter in two different orientations  $\chi$  and  $\chi'$ , and depending on their difference  $\Delta\chi = \chi - \chi'$ :

$$C^g(\Delta\chi) = \langle r(\chi)g | r(\chi')g \rangle. \quad (23)$$

Any non-axisymmetric filter will be defined as directional in the sense that its auto-correlation is not a constant function of  $\Delta\chi$ . We consider as a good directional filter, a filter

for which the auto-correlation is a rapidly decreasing function of  $\Delta\chi$ . In this regard, the ideal directional filter would have the expression of a delta distribution in the angle  $\varphi$  in polar coordinates,  $g(r, \varphi) \sim \delta(\varphi)g(r)$ , in such a way that its auto-correlation be a delta distribution  $\sim \delta(\Delta\chi)$ . Notice that other definitions of directionality on the plane may be found in the literature (Antoine et al. 2004). Our definition has the non-negligible advantage of being naturally transferred onto the sphere through the inverse stereographic projection (Antoine et al. 2002; Demanet & Vandergheynst 2003).

The steerability of a directional filter  $g(r, \varphi)$  is defined in  $L^2(\mathbb{R}^2, d^2\vec{x})$  on the plane (Freeman & Adelson 1991; Simoncelli et al. 1992) by the requirement that any rotated version  $r(\chi)g$  of the filter be expressed as a linear combination of a finite number of rotations of the filter in specific directions  $\chi_m$ :  $[r(\chi)g](r, \varphi) = \sum_{m=1}^M k_m(\chi) [r(\chi_m)g](r, \varphi)$ , where the weights  $k_m(\chi)$ , with  $1 \leq m \leq M$ , and  $M \in \mathbb{N}$ , are called interpolation functions. More generally, one requires that  $r(\chi)g$  be expressed in terms of a finite number of independent basis filters  $g_m(r, \varphi)$  in  $L^2(\mathbb{R}^2, d^2\vec{x})$ :

$$[r(\chi)g](r, \varphi) = \sum_{m=1}^M k_m(\chi) g_m(r, \varphi). \quad (24)$$

Notice that through linear filtering, the same relation of steerability holds for the filtering coefficients (typically wavelet coefficients) of the signal considered. The steerability therefore allows the computation of filtering coefficients of a signal in all directions at the cost of the computation of  $M$  filtering coefficients. This property may therefore reduce the computation cost of filtering by a non-negligible factor. Its direct interest in the perspective of the CMB analysis is suggested in the last subsection.

Finally, we can straightforwardly define the notions of directionality and steerability on the sphere, by noticing that the inverse stereographic projection preserves the quantitative measures of directionality and steerability on the plane, through the conjugation relation (14). First, the auto-correlation function of a filter  $G(\theta, \varphi)$  in  $L^2(S^2, d\Omega)$  on the sphere is defined as in the plane, by the scalar product of the rotations of the filter in the orientations  $\chi$  and  $\chi'$ , and depends on  $\Delta\chi$ . Considering the projection  $G = \Pi^{-1}g$ , the unitarity of the stereographic projection operator ensures that  $\langle R(\chi)G | R(\chi')G \rangle = \langle r(\chi)g | r(\chi')g \rangle$ . Consequently the auto-correlation function of the projected filter is identical to the auto-correlation function of the original filter on the plane:

$$C^{(\Pi^{-1}g)}(\Delta\chi) = C^g(\Delta\chi). \quad (25)$$

Moreover, if a relation of steerability (24) holds for  $g(r, \varphi)$  on the plane, then obviously the same relation appears for  $G = \Pi^{-1}g$  on the sphere, with the same interpolation functions  $k_m(\chi)$ , with  $1 \leq m \leq M$ , and  $M \in \mathbb{N}$ :

$$[R(\chi)G](\theta, \varphi) = \sum_{m=1}^M k_m(\chi) G_m(\theta, \varphi), \quad (26)$$

and for the basis filters  $G_m(\theta, \varphi)$  defined as  $G_m = \Pi^{-1}g_m$ .

In the following subsection, we discuss the band limitation in the Fourier index conjugate to the variable  $\varphi$  for directional and steerable filters. All the results are discussed on the plane, for functions  $g(r, \varphi)$  in  $L^2(\mathbb{R}^2, d^2\vec{x})$ . They may be identically read on the sphere for  $G(\theta, \varphi)$  in  $L^2(S^2, d\Omega)$ , through the substitution  $G = \Pi^{-1}g$ .

#### 4.2. Angular band limitation

The notions of ideal directionality and steerability represent competing concepts on the plane as on the sphere, in terms of the angular band limitation of the considered filters in the Fourier index conjugate to the angular variable  $\varphi$ . In that regard, let us consider the Fourier decomposition of the filter  $g(r, \varphi)$  in the variable  $\varphi$ :  $g(r, \varphi) = \sum_{n=-N}^{+N} g_n(r) e^{in\varphi} / 2\pi$ . The function  $g_n(r)$  stands for the  $n^{\text{th}}$  Fourier coefficient, and  $N$  represents the band limitation in the Fourier index  $n$ . On the one hand, an ideal directional filter has an angular dependence associated with a  $\delta(\varphi)$  distribution, which corresponds to a null angular width, that is no band limit,  $N \rightarrow \infty$ , and constant Fourier coefficients. On the other hand, conceptually, the basis filters of a steerable filter must have a non-zero angular width (hence also the filter itself by linearity of the steerability relation). This ensures that they are sensitive to a whole range of directions. In that case only one may imagine to steer the filter in all directions from a finite number of these basis filters,  $M$  in relation (24). The non-zero angular width is naturally associated with a band limitation  $N$  of the steerable filter and its basis filters. It may be proved rigorously that, if  $T$  is the finite number of non-zero coefficients  $g_n(r)$  for a filter  $g(r, \varphi)$ , then this filter is steerable and  $T$  is the minimum number of basis filters  $g_m(r, \varphi)$  required in relation (24) to steer  $g(r, \varphi)$ . In other words, the following inequality holds:  $M \geq T$  (Freeman & Adelson 1991). Consequently, if the filter  $g(r, \varphi)$  is steerable with a number  $M$  of basis filters, then it has a finite number  $T$  of non-zero coefficients and, as suggested here above, it is inevitably limited in band at some band limit  $N$ . The notion of good steerable filter ( $M$  small, hence  $N$  finite) is therefore clearly in opposition with the notion of ideal directional filter ( $N \rightarrow \infty$ , hence  $M \rightarrow \infty$ ).

The next subsection introduces the derivatives of radial functions as examples of steerable wavelets. Again, we work equivalently on the plane and on the sphere.

#### 4.3. Examples of steerable wavelets

On the plane as on the sphere, if a sufficiently regular radial function  $\phi(r)$  is considered, its  $N^{\text{th}}$  derivative in direction  $\hat{x}$ ,

$$\psi_{\chi}^{\partial_{\hat{x}}} (r, \varphi) = \partial_{\hat{x}}^N [\phi(r)], \quad (27)$$

satisfies the wavelet admissibility condition for any  $N \geq 1$  and may be called a wavelet. In terms of the Fourier index  $n$  conjugate to the angular variable  $\varphi$ , this function is limited in band at the level  $N$ . It contains  $T = N + 1$  non-zero coefficients of indices  $n = -N, -(N-2), \dots, 0, \dots, N-2, N$  for  $N$  even, and  $n = -N, -(N-2), \dots, 1, -1, \dots, N-2, N$  for  $N$  odd. The rotation by an angle  $\chi$  of the  $N^{\text{th}}$  derivative in direction  $\hat{x}$  of a radial function is given as the  $N^{\text{th}}$  derivative in direction  $\hat{u}(\chi) = r_{\chi} \cdot \hat{x}$ :  $\psi_{\chi}^{\partial_{\hat{x}}} (r, \varphi) = \partial_{\hat{u}(\chi)}^N [\phi(r)]$ . It may thus be expanded as:

$$\psi_{\chi}^{\partial_{\hat{x}}} (r, \varphi) = \sum_{i_1, \dots, i_N=1}^2 u_{i_1} \dots u_{i_N} \psi^{\partial_{i_1} \dots \partial_{i_N}} (r, \varphi), \quad (28)$$

with  $\hat{x}_1 = \hat{x}$  and  $\hat{x}_2 = \hat{y}$ , and where the coordinates of  $\hat{u}(\chi)$  read  $(u_1, u_2) = (\cos \chi, \sin \chi)$ . It is therefore a steerable filter, expressed in terms of  $M = \gamma_2^N = N + 1 = T$  combinations with repetitions of the basis filters  $\psi^{\partial_{i_1} \dots \partial_{i_N}} = \partial_{\hat{x}}^{N-k} \partial_{\hat{y}}^k [\phi(r)]$ , for  $0 \leq k \leq N$ . In the following paragraphs, we explicitly consider the examples of the first and second derivatives of a gaussian.

The first derivative of a radial function in direction  $\hat{x}$  reads:

$$\psi^{\partial_{\hat{x}}} (r, \varphi) = \partial_r \phi(r) \cos \varphi, \quad (29)$$

where  $\partial_r$  stands for the radial derivative. It therefore has an angular band limit at  $N = 1$ . It is far from being an ideal directional filter as its auto-correlation function reads for a normalized filter:  $C^{\partial_{\hat{x}}}(\Delta\chi) = \cos(\Delta\chi)$ . In terms of steerability however, a first derivative is an optimal filter, as it only requires  $N + 1 = 2$  weights. The steerability relation reads, in terms of the specific rotations  $\psi^{\partial_{\hat{x}}}$  and  $\psi^{\partial_{\hat{y}}}$  at  $\chi = 0$  and  $\chi = \pi/2$  respectively:

$$\psi_{\chi}^{\partial_{\hat{x}}} (r, \varphi) = \psi^{\partial_{\hat{x}}} (r, \varphi) \cos \chi + \psi^{\partial_{\hat{y}}} (r, \varphi) \sin \chi. \quad (30)$$

As a concrete example, let us consider once more the normalized first derivative of a gaussian already discussed at the end of the last section. Its is given here through the general relation (29) for  $\phi(r) = -\sqrt{2/\pi} e^{-r^2/2}$ . We recall the expression of the wavelet after rotation by  $\chi$ , dilation by  $a$  and inverse stereographic projection on the sphere (see relation (22)):

$$\Psi_{\chi, a}^{\partial_{\hat{x}}(\text{gauss})}(\theta, \varphi) = \sqrt{\frac{2}{\pi}} \frac{2}{a^2} \left( 1 + \tan^2 \frac{\theta}{2} \right) e^{-2 \tan^2(\theta/2)/a^2} \left[ \tan \frac{\theta}{2} \cos(\varphi - \chi) \right]. \quad (31)$$

Fig. 2 illustrates the directionality of first derivatives of radial functions and their steerability relation (30) through the specific example of the first gaussian derivative:

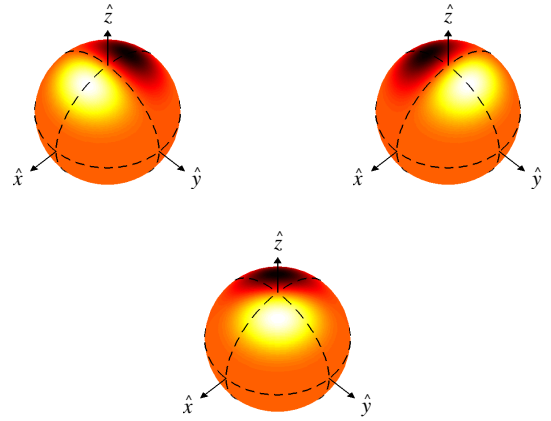


FIG. 2.— First derivative of gaussian on the sphere for a dilation factor  $a = 0.4$ : (top left)  $\partial_{\hat{x}}$ , (top right)  $\partial_{\hat{y}}$ , and (bottom)  $\partial_{\hat{u}(\chi)}$  with  $\chi = \pi/4$ . Dark and light regions respectively identify negative and positive values of the functions.

The second derivative of a radial function in direction  $\hat{x}$  reads:

$$\psi_{\chi}^{\partial_{\hat{x}}^2} (r, \varphi) = \frac{1}{r} \partial_r \phi(r) \sin^2 \varphi + \partial_r^2 \phi(r) \cos^2 \varphi. \quad (32)$$

It is limited in band at  $N = 2$ . Its auto-correlation function reads  $C^{\partial_{\hat{x}}^2}(\Delta\chi) = A + B \cos 2\Delta\chi$ , with the values  $A$  and  $B$  functions of  $\phi(r)$ , and  $A + B = 1$  for a normalized filter. A second order derivative is therefore not necessarily a better directional filter than a first order derivative as its auto-correlation function is not generically better peaked. The general steerability relation (24) holds, the rotated filter being expressed in terms of basis filters, which are not specific rotations of the second derivative itself. It requires  $N + 1 = 3$  weights:

$$\begin{aligned} \psi_{\chi}^{\partial_{\hat{x}}^2} (r, \varphi) = & \psi^{\partial_{\hat{x}}^2} (r, \varphi) \cos^2 \chi + \psi^{\partial_{\hat{y}}^2} (r, \varphi) \sin^2 \chi \\ & + \psi^{\partial_{\hat{x}} \partial_{\hat{y}}} (r, \varphi) \sin 2\chi. \end{aligned} \quad (33)$$



Again, we consider the example of the normalized second derivative of a gaussian, that is for  $\phi(r) = -\sqrt{4/3\pi}e^{-r^2/2}$  in relation (32). The inverse stereographic projection on the sphere of the wavelet rotated by  $\chi$  and dilated by  $a$  reads:

$$\Psi_{\chi,a}^{\partial_x^2(\text{gauss})}(\theta, \varphi) = \frac{1}{a} \sqrt{\frac{4}{3\pi}} \left( 1 + \tan^2 \frac{\theta}{2} \right) e^{-2 \tan^2(\theta/2)/a^2} \left[ 1 - \frac{4}{a^2} \tan^2 \frac{\theta}{2} \cos^2(\varphi - \chi) \right]. \quad (34)$$

Fig. 3 illustrates the directionality of second derivatives of radial functions and their steerability relation (33) through the specific example of the second gaussian derivative:

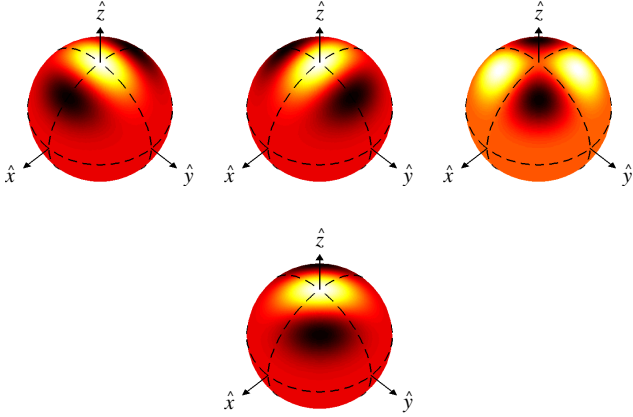


FIG. 3.— Second derivative of gaussian on the sphere for a dilation factor  $a = 0.4$ : (top left)  $\partial_x^2$ , (top centre)  $\partial_y^2$ , (top right)  $\partial_x \partial_y$ , and (bottom)  $\partial_u^2(\chi)$  with  $\chi = \pi/4$ . Dark and light regions again respectively identify negative and positive values of the functions.

### 5. CMB LOCAL DIRECTIONAL FEATURES

In this last section, we discuss the interest of directional and steerable filters for the identification and interpretation of local directional features on the sphere, with direct application to the CMB analysis. First, we show that steerable filters may efficiently detect local directional features on the sphere with the same angular precision as ideal directional filters. Second, the discussion is illustrated by a simple numerical example. Third, we emphasize on how the property of filter steerability is essential to reduce the computation cost in the search for directional features through the wavelet analysis of the CMB.

The theoretical angular resolution power of any directional filter remains infinite, independently of its possible steerability. This infinite resolution assumes however that the morphology of the signal considered is known *a priori*, in particular in the variable  $\varphi$ . In the context of the CMB analysis, this might be the case when looking for the imprint of cosmic strings or other pre-defined features in the background radiation. In that case indeed, the wavelet coefficient is known analytically as a pure function of the difference  $\Delta\chi = \chi - \chi^*$  between the wavelet rotated by  $\chi$ , and the direction  $\chi^*$  of the considered feature. This direction  $\chi^*$  may therefore be identified exactly in the analysis of the wavelet coefficients of the signal. Notice however that for a given experimental precision, the resolution power of filters is directly related to their directionality, through the peakedness of their auto-correlation function, and is therefore a function of the angular band limitation and the number of weights  $M$  in the case of steerable filters.

The following simple example illustrates the theoretical infinite angular resolution power of steerable filters (see Fig. (4)).

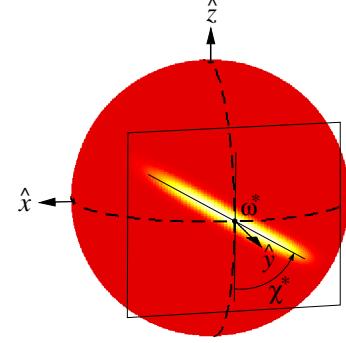


FIG. 4.— Test-signal: elongated feature centered at the point  $\omega^* = (\theta^*, \varphi^*) = (\pi/2, \pi/2)$  of the sphere, and making an angle  $\chi^* = \pi/3$  with the meridian at that point.

First, the test-signal is defined as an elongated feature centered at the point  $\omega^* = (\theta^*, \varphi^*) = (\pi/2, \pi/2)$  of the sphere, and making an angle  $\chi^* = \pi/3$  with the meridian at that point. The origin of angles ( $\chi = 0$ ) at each point of the sphere is defined by the direction of increasing  $\theta$  along the meridian passing by that point. The signal is analytically defined by the function  $F(\theta, \varphi) = e^{-(\cos \chi^* x - \sin \chi^* z)^2 / 2\sigma^2} e^{-16(y-1)^2}$ , with the cartesian coordinates of points of the sphere related to their spherical coordinates by  $(x, y, z) = (\sin \theta \cos \varphi, \sin \theta \sin \varphi, \cos \theta)$ , and for a half width  $\sigma = 0.05$ . Second, the signal is analyzed by its correlation with a second derivative of a gaussian  $\Psi_{\partial_x^2}^F$ , that is in terms of its wavelet coefficients  $W_{\partial_x^2}^F(\omega_0, \chi, a)$  at each point  $\omega_0$  of the sphere, and for any scale  $a$  and direction  $\chi$  of the wavelet. We might have equivalently chosen the first gaussian derivative or any other steerable wavelet. Notice that the zeros of the second gaussian derivative at the North pole are located at  $\theta_0 = 2 \arctan(a/2)$  in the direction of the wavelet  $\varphi = \chi$ , and in the opposite direction  $\varphi = \chi + \pi$  (see equation (34), and Fig. (3)). This angular opening  $\theta_0$  may be understood as a qualitative measure of the half width of the wavelet. For a dilation factor  $a = 1$ , we get  $\theta_0 \simeq 0.9$  rad. For a small dilation factor  $a$ , the half width is simply given as  $\theta_0 \simeq a$  rad. We consider a highly localized wavelet for a dilation factor  $a = 0.05$ , which corresponds to a typical half width  $\theta_0 \simeq 0.05$  rad. It is therefore of the same size as the width of the feature in the direction  $\chi^* + \pi/2$  as  $a = \sigma = 0.05$ , but much smaller than its elongation in the direction  $\chi^*$ . At the North pole, the non-rotated second gaussian derivative with  $a = 0.05$  has essentially zero mean in direction  $\hat{x}$  (this is only exact in the Euclidean limit, that is  $a \rightarrow 0$ ), and a maximum mean in direction  $\hat{y}$ . At any point  $\omega_0$  on the signal, the wavelet transform is therefore minimum if the wavelet is directed along the signal, which is essentially constant on an interval of the size of the wavelet. On the contrary, it is maximum if it is directed at an angle  $\pi/2$  relative to the feature, direction in which it has the same scale as the signal itself. In that regard, we notice that, through the correspondence principle and the linearity of the wavelet filtering, the steerability relation (33) for the second derivative of a gaussian may be equivalently written for the spherical wavelet coefficients as:

$$W_{\partial_x^2}^F(\chi) = W_{\partial_x^2}^F \cos^2 \chi + W_{\partial_y^2}^F \sin^2 \chi + W_{\partial_x \partial_y}^F \sin 2\chi, \quad (35)$$

where we dropped the dependence of each coefficient in  $\omega_0$  and  $a$ . Each basis coefficient is evaluated at  $\chi = 0$  for the corresponding basis wavelet. This relation may also be written in a form similar to the expression of the auto-correlation function of the second gaussian derivative. This is natural as the auto-correlation function is nothing else but the particular wavelet coefficient of the rotated wavelet analyzed by itself. We get indeed  $W_{\partial_x^2}^F(\chi) = A' + B' \cos 2(\chi - \chi_0)$ , for  $A' = (W_{\partial_x^2}^F + W_{\partial_y^2}^F)/2$  and  $B' = (W_{\partial_x^2}^F - W_{\partial_y^2}^F)/2 \cos \chi_0$ , with a maximum at  $\chi_0$  defined by

$$\tan 2\chi_0 = \frac{2W_{\partial_x \partial_y}^F}{W_{\partial_x^2}^F - W_{\partial_y^2}^F}. \quad (36)$$

At each point  $\omega_0$  considered, the cost of the analysis is therefore reduced to the computation of the three wavelet coefficients for the basis wavelets at the chosen scale  $a = 0.05$ , and in their original direction  $\chi = 0$ . The direction  $\chi^*$  of the feature at that point is given as  $\chi^* = \chi_0 - \pi/2$ . Fig. (5) represents the wavelet coefficient  $W_{\partial_x^2}^F(\chi)$  as a function of  $\chi$ , resulting from this directional analysis at the point  $\omega_0 = \omega^* = (\pi/2, \pi/2)$ , through the relation (35).

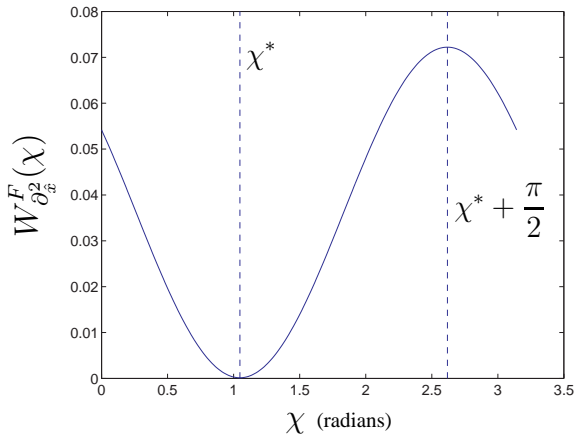


FIG. 5.— Wavelet coefficient as a function of  $\chi$  for the considered elongated feature, analyzed with a second gaussian derivative at the point  $\omega_0 = (\pi/2, \pi/2)$  and at the chosen scale  $a = 0.05$ .

The direction of the feature is precisely recovered at  $\chi^* = \pi/3$ , up to negligible numerical errors. This clearly illustrates the fact that steerable wavelets have an infinite angular resolution power for an ideal experiment where no error affects the signal.

In conclusion, the steerability of wavelets is a property of fundamental interest in the analysis of local directional features on the sphere. First, the filter steerability allows a dras-

tic reduction in computation cost for analyzing all possible directions of features at each point on the sphere, as only a small number  $M$  of basis directions must be considered at each point. Second, as the above example illustrates, this reduction is achieved theoretically without any precision loss in the identification of the directions. In the context of the CMB study, let us recall that local directional features may be associated with non-gaussianity, statistical anisotropy, or foreground emission. Their identification requires for each analysis scale  $a$ , the correlation of a filter in all directions  $\chi$  and at all points  $\omega_0$  of the sphere with numerous theoretical simulations of the signal. Such an analysis is currently unaffordable in terms of computation time at the already high resolution level of the CMB maps, when one wants the same precision in the identification of the direction as of the localization of singular features (McEwen et al. 2004a; McEwen et al. 2004b). The property of filter steerability may therefore be used to reduce the complexity of such calculations and eventually render them accessible.

## 6. CONCLUSION

The recent developments in the analysis of the cosmic microwave background (CMB) radiation ask for new methods of scale-space signal analysis on the sphere, notably for the identification of foreground emission, or for testing the hypotheses of gaussianity and statistical isotropy of the CMB, on which the concordance cosmological model relies today.

In the work presented here, we re-introduced the formalism of wavelets on the sphere in a practical and self-consistent approach, simply understanding wavelets as localized filters which enable a scale-space analysis and provide an explicit reconstruction of the signal considered from its wavelet coefficients. We also proved a correspondence principle which states that the inverse stereographic projection of a wavelet on the plane gives a wavelet on the sphere, and allows to transfer wavelet properties from the plane onto the sphere. In that context, we finally defined and discussed the notions of directionality and steerability of filters on the sphere for the analysis of local directional features in the signal considered.

The practical formalism introduced provides a method for the detection of local features in the CMB, and the identification of their precise direction, through the analysis of the wavelet coefficients of the signal. Notice however that these generic developments of signal processing on the sphere may find numerous applications beyond cosmology and astrophysics, as soon as the data to be analyzed are distributed on the sphere.

The authors wish to thank J.-P. Antoine and P. Vielva for valuable comments and discussions. They also acknowledge support of the Harmonic Analysis and Statistics for Signal and Image Processing European research network.

## APPENDIX

### ADMISSIBILITY CONDITION

In this first appendix, we establish explicitly the admissibility condition for wavelets on the sphere (19). This condition is required to ensure the exact reconstruction formula (18) for any signal  $F(\omega)$  from its wavelet coefficients (17), in a decomposition with the wavelet  $\Psi(\omega)$  in  $L^2(S^2, d\Omega)$ .



### Preliminaries

First, we recall the expressions for the Fourier decomposition of a function  $G(\omega)$  in  $L^2(S^2, d\Omega)$  on the sphere. The spherical harmonics  $Y_{lm}(\omega)$ , with  $l \in \mathbb{N}$ ,  $m \in \mathbb{Z}$ , and  $|m| \leq l$ , form the orthonormal basis in  $L^2(S^2, d\Omega)$ :

$$\int_{S^2} d\Omega Y_{lm}^*(\omega) Y_{l'm'}(\omega) = \delta_{ll'} \delta_{mm'}. \quad (\text{A1})$$

The direct and inverse spherical harmonics transform of a function  $G(\omega)$  are respectively defined as:

$$\hat{G}_{lm} = \int_{S^2} d\Omega Y_{lm}^*(\omega) G(\omega) \quad (\text{A2})$$

$$G(\omega) = \sum_{l \in \mathbb{N}} \sum_{|m| \leq l} \hat{G}_{lm} Y_{lm}(\omega). \quad (\text{A3})$$

Second, we introduce the transformation law of functions on the sphere under rotation, in terms of the Wigner  $D$ -functions (Brink & Satchler 1993). Let  $\rho$  be an element of  $SO(3)$ , with  $\rho = (\varphi, \theta, \chi)$ , in a decomposition in the Euler angles  $\varphi$ ,  $\theta$ , and  $\chi$ . The Wigner  $D$ -functions  $D_{mn}^l(\rho)$ , with  $l \in \mathbb{N}$ ,  $m, n \in \mathbb{Z}$ , and  $|m|, |n| \leq l$ , are the matrix elements of the irreducible unitary representations of weight  $l$  of the rotation group in the space of square-integrable functions  $L^2(SO(3), d\rho)$  on  $SO(3)$ , with the integration measure  $d\rho = d\varphi d\theta d\chi$ . By the Peter-Weyl theorem on compact groups, the matrix elements  $D_{mn}^{l*}$  also form an orthogonal basis for the functions in  $L^2(SO(3), d\rho)$ , with the following orthogonality relation:

$$\int_{SO(3)} d\rho D_{mn}^l(\rho) D_{m'n'}^{l'*}(\rho) = \frac{8\pi^2}{2l+1} \delta_{ll'} \delta_{mm'} \delta_{nn'}. \quad (\text{A4})$$

Let us consider the decomposition  $\rho = (\omega_0, \chi)$ , with  $\omega_0 = (\theta_0, \varphi_0)$  identifying a point on the sphere  $S^2$  and  $\chi \in [0, 2\pi[$  identifying directions at each point. The action of the corresponding operator  $R(\omega_0, \chi)$  on a function  $G(\omega)$  in  $L^2(S^2, d\Omega)$  on the sphere reads in terms of its spherical harmonics coefficients and the Wigner  $D$ -functions:

$$[R(\omega_0, \chi) G]_{lm} = \sum_{|n| \leq l} D_{mn}^l(\omega_0, \chi) \hat{G}_{ln}. \quad (\text{A5})$$

### Proof of the admissibility condition

Let  $F(\omega)$  be a function in  $L^2(S^2, d\Omega)$  on the sphere, and  $\Psi(\omega)$  in  $L^2(S^2, d\Omega)$ , the wavelet considered for the decomposition into the coefficients  $W_{\Psi}^F(\omega_0, \chi, a)$  given in (17). We want to establish the condition under which the explicit reconstruction formula (18) holds. From the expressions (A3) and (A5) and the definition of the operator  $L_{\Psi}$ , the function  $[R(\omega_0, \chi) L_{\Psi} \Psi_a](\omega) = [L_{\Psi} \Psi_a](R_{\omega_0, \chi}^{-1} \cdot \omega)$  takes the form

$$[R(\omega_0, \chi) L_{\Psi} \Psi_a] = \sum_{l \in \mathbb{N}} \sum_{|m|, |n| \leq l} \frac{1}{C_{\Psi}^l} D_{mn}^l(\omega_0, \chi) (\widehat{\Psi_a})_{ln} \hat{F}_{lm}(\omega). \quad (\text{A6})$$

The wavelet coefficient  $W_{\Psi}^F(\omega_0, \chi, a)$  defined in (17) may be written as:

$$W_{\Psi}^F(\omega_0, \chi, a) = \sum_{l \in \mathbb{N}} \sum_{|m|, |n| \leq l} D_{mn}^{l*}(\omega_0, \chi) (\widehat{\Psi_a})_{ln}^* \hat{F}_{lm}. \quad (\text{A7})$$

Inserting these last two expressions in (18), and using the orthogonality relation (A4) for the Wigner  $D$ -functions, we obtain:

$$F(\omega) = \sum_{l \in \mathbb{N}} \sum_{|m| \leq l} \hat{F}_{lm} Y_{lm}(\omega) \frac{1}{C_{\Psi}^l} \left[ \frac{8\pi^2}{2l+1} \sum_{|n| \leq l} \int_0^{+\infty} \frac{da}{a^3} |(\widehat{\Psi_a})_{ln}|^2 \right]. \quad (\text{A8})$$

From this last expression it is obvious that the reconstruction formula (18) holds if and only if the coefficients  $C_{\Psi}^l$  defined in (19) are finite and non-zero for any  $l \in \mathbb{N}$ . This explicitly establishes the wavelet admissibility condition (19) on the sphere.

### CORRESPONDENCE PRINCIPLE

In this second appendix, we prove the correspondence principle defined in § 3, which states that the inverse stereographic projection of a wavelet  $\psi(\vec{x})$  in  $L^2(\mathbb{R}^2, d^2\vec{x})$  on the plane, thus satisfying the admissibility condition (8), gives a wavelet  $\Psi(\omega)$  in  $L^2(S^2, d\Omega)$  on the sphere, satisfying the admissibility condition (19). First, we reformulate the admissibility conditions on the plane and on the sphere. Second, we establish explicitly that the projection of a wavelet on the plane gives a wavelet on the sphere, in terms of these reformulated admissibility conditions.

### Reformulated admissibility conditions

First, let  $\psi(\vec{x})$  be a function in  $L^2(\mathbb{R}^2, d^2\vec{x})$ . We show that the wavelet admissibility condition (8) on the plane applied to  $\psi(\vec{x})$  is equivalent to the condition:

$$0 < I_{\psi}^f = \int_0^{2\pi} d\chi \int_0^{+\infty} \frac{da}{a^3} \int_{\mathbb{R}^2} d^2\vec{x}_0 |\langle \psi_{\vec{x}_0, \chi, a} | f \rangle|^2 < \infty, \quad (\text{B1})$$

for any  $f(\vec{x}) \neq 0$  in  $L^2(\mathbb{R}^2, d^2\vec{x})$ . To prove this statement, we simply notice that the scalar product is preserved up to a factor  $2\pi$  by the Fourier transform. This implies that  $2\pi \langle \psi_{\vec{x}_0, \chi, a} | f \rangle = \langle \widehat{\psi_{\vec{x}_0, \chi, a}} | \hat{f} \rangle$ , with  $(\widehat{\psi_{\vec{x}_0, \chi, a}})(\vec{k}) = a\hat{\psi}(a\chi^{-1} \cdot \vec{k})e^{-i\vec{k} \cdot \vec{x}_0}$ . Using the orthogonality relation of the imaginary exponentials, the integral  $I_\psi^f$  therefore takes the form

$$I_\psi^f = \left[ \int_0^{2\pi} d\chi \int_0^{+\infty} \frac{da}{a} |\widehat{\Psi}(a\chi^{-1}(\chi)\vec{k})|^2 \right] \|f\|^2, \quad (\text{B2})$$

where  $\|f\|$  stands for the  $L^2$ -norm of  $f(\vec{x})$  in  $L^2(\mathbb{R}^2, d^2\vec{x})$ . A simple change of variable in the integrals leads to the equality

$$I_\psi^f = C_\psi \|f\|^2, \quad (\text{B3})$$

which proves the equivalence between the condition (B1) and the wavelet admissibility condition (8) on the plane.

Second, let  $\Psi(\omega)$  be a function in  $L^2(S^2, d\Omega)$ . We show in a similar way that the wavelet admissibility condition (19) on the sphere applied to  $\Psi(\omega)$  is equivalent to the condition:

$$0 < I_\Psi^F = \int_0^{2\pi} d\chi \int_0^{+\infty} \frac{da}{a^3} \int_{S^2} d\Omega_0 |\langle \Psi_{\omega_0, \chi, a} | F \rangle|^2 < \infty, \quad (\text{B4})$$

for any  $F(\omega) \neq 0$  in  $L^2(S^2, d\Omega)$ . Decomposing  $\Psi(\omega)$  and  $F(\omega)$  in spherical harmonics through (A3), we get the following relation:  $\langle \Psi_{\omega_0, \chi, a} | F \rangle = \sum_{l \in \mathbb{N}} \sum_{|m| \leq l} (\widehat{\Psi_{\omega_0, \chi, a}})_{lm}^* \widehat{F}_{lm}$ , with  $(\widehat{\Psi_{\omega_0, \chi, a}})_{lm} = \sum_{|n| \leq l} D_{mn}^l(\omega_0, \chi) (\widehat{\Psi_a})_{ln}$  (see relation (A5)). From the orthogonality relation (A4) for the Wigner  $D$ -functions, the integral  $I_\Psi^F$  finally reads:

$$I_\Psi^F = \sum_{l \in \mathbb{N}} C_\Psi^l \sum_{|m| \leq l} |\widehat{F}_{lm}|^2. \quad (\text{B5})$$

This proves the equivalence between the condition (B4) and the wavelet admissibility condition (19) on the sphere.

#### Proof of the correspondence principle

We can now prove the correspondence principle by showing that, if  $\psi(\vec{x})$  in  $L^2(\mathbb{R}^2, d^2\vec{x})$  satisfies the reformulated wavelet admissibility condition (B1), then the inverse stereographic projection  $\Psi(\omega) = [\Pi^{-1}\psi](\omega)$  in  $L^2(S^2, d\Omega)$  satisfies the reformulated wavelet admissibility condition (B4) (Bogdanova et al. 2004).

First, we establish the upper bound  $I_{(\Pi^{-1}\psi)}^F < \infty$  for any  $F(\omega) \neq 0$  in  $L^2(S^2, d\Omega)$ . From the invariance of the scalar product of functions in  $L^2(S^2, d\Omega)$  under translation by  $\omega_0$ , rotation by  $\chi$ , and stereographic projection  $\Pi$ , and from the essential fact that the dilation operator  $D(a)$  in  $L^2(S^2, d\Omega)$  on the sphere is defined as the conjugate by  $\Pi$  of the dilation operator  $d(a)$  in  $L^2(\mathbb{R}^2, d^2\vec{x})$  on the plane (15), we get:

$$I_{(\Pi^{-1}\psi)}^F = \int_{SO(3)} d\rho \left[ i_{(\Pi^{-1}\psi)}^F(\rho) \right], \quad (\text{B6})$$

with

$$i_{(\Pi^{-1}\psi)}^F(\rho) = \int_0^{+\infty} \frac{da}{a^3} |\langle d(a)\psi | \Pi R^{-1}(\rho) F \rangle|^2. \quad (\text{B7})$$

Similarly, from the invariance of the scalar product of functions in  $L^2(\mathbb{R}^2, d^2\vec{x})$  under translation by  $\vec{x}_0$  and rotation by  $\chi$  we may write the upper bound of the wavelet admissibility condition (B1) on  $\psi(\vec{x})$  on the plane as

$$I_\psi^f = \int_0^{2\pi} d\chi \int_0^{+\infty} \frac{da}{a^3} \int_{\mathbb{R}^2} d^2\vec{x}_0 |\langle d(a)\psi | r^{-1}(\chi) t^{-1}(\vec{x}_0) f \rangle|^2 < \infty, \quad (\text{B8})$$

for any  $f(\vec{x}) \neq 0$  in  $L^2(\mathbb{R}^2, d^2\vec{x})$ . By continuity of the integrand in the variables  $\vec{x}_0$  and  $\chi$ , this finally implies that

$$\int_0^{+\infty} \frac{da}{a^3} |\langle d(a)\psi | f \rangle|^2 < \infty, \quad (\text{B9})$$

for any  $f(\vec{x}) \neq 0$  in  $L^2(\mathbb{R}^2, d^2\vec{x})$ . Consequently, for any  $F(\omega) \neq 0$  in  $L^2(S^2, d\Omega)$ , the function  $f(\vec{x}) = [\Pi R^{-1}(\rho) F](\vec{x})$  is in  $L^2(\mathbb{R}^2, d^2\vec{x})$  and differs from zero, and we readily obtain that  $i_{(\Pi^{-1}\psi)}^F(\rho) < \infty$ , for any  $\rho \in SO(3)$ . The compactness of the group  $SO(3)$  finally ensures that  $I_{(\Pi^{-1}\psi)}^F < \infty$  for any  $F(\omega) \neq 0$  in  $L^2(S^2, d\Omega)$ .

Second, the lower bound  $0 < I_{(\Pi^{-1}\psi)}^F$  for any  $F(\omega) \neq 0$  in  $L^2(S^2, d\Omega)$  remains to be established. In that regard, we simply notice that the set of functions obtained by translation by  $\omega_0$ , rotation by  $\chi$ , and dilation by  $a$  of any non-identically null function is dense in  $L^2(S^2, d\Omega)$ . The lower bound of the wavelet admissibility condition on the plane (B1),  $0 < I_\psi^f$  for any  $f(\vec{x}) \neq 0$  in  $L^2(\mathbb{R}^2, d^2\vec{x})$ , ensures that a wavelet on the plane cannot be identically null. The unitarity of the stereographic projection therefore implies that the inverse stereographic projection  $\Psi(\omega) = [\Pi^{-1}\psi](\omega)$  is also different from zero in  $L^2(S^2, d\Omega)$ . Consequently, the set of functions  $\Psi_{\omega_0, \chi, a}$  is dense in  $L^2(S^2, d\Omega)$ , and considering any  $F(\omega) \neq 0$  in  $L^2(S^2, d\Omega)$ , the scalar product  $\langle \Psi_{\omega_0, \chi, a} | F \rangle$  cannot be identically null in  $\omega_0$ ,  $\chi$ , and  $a$ . Again, the continuity of this function in all its arguments  $\omega_0$ ,  $\chi$ , and  $a$  ensures that it is non-zero on a set of non-zero measure in the corresponding Hilbert space. This strict positivity of the integrand in  $I_{(\Pi^{-1}\psi)}^F$  finally proves that  $0 < I_{(\Pi^{-1}\psi)}^F$  for any  $F(\omega) \neq 0$  in  $L^2(S^2, d\Omega)$ . This completes the proof of the correspondence principle.

#### REFERENCES

- Antoine, J.-P., Demanet, L., Jacques, L., & Vandergheynst, P. 2002, *Appl. Comp. Harm. Anal.*, 13, 177
- Antoine, J.-P., Murenzi, R., Vandergheynst, P., & Ali, S. T. 2004, *Two-dimensional wavelets and their relatives (Cambridge: Cambridge University Press)*
- Barreiro, R. B., & Hobson, M. P. 2001, *MNRAS*, 327, 813
- Barreiro, R. B., et al. 2000, *MNRAS*, 318, 475
- Bartolo, N., Komatsu, E., Matarrese, S., & Riotto, A. 2004, *Phys. Rep.*, 402, 103
- Bogdanova, I., Vandergheynst, P., Antoine, J.-P., Jacques, L., & Morvidone, M. 2004, *Appl. Comp. Harm. Anal.*, submitted (EPFL-ITS-01.2004).
- Boucher, V., Gérard, J.-M., Vandergheynst, P., & Wiaux, Y. 2004, *Phys. Rev. Lett.*, submitted (astro-ph/0407508)
- Boucher, V., Gérard, J.-M., Vandergheynst, P., & Wiaux, Y. 2004, *Phys. Rev. D*, 70, 103528
- Bouchet, F. R. 2004, preprint (astro-ph/0401108)
- Brink, D. M., & Satchler, G. R. 1993, *Angular Momentum (Third Edition; Oxford: Clarendon Press)*
- Cayón, L., et al. 2001, *MNRAS*, 326, 1243
- Coles, P., Dinnen, P., Earl, J., & Wright, D. 2004, *MNRAS*, 350, 983
- Copi, C. J., Huterer, D., & Starkman, G. D. 2004, *Phys. Rev. D*, 70, 043515
- Cruz, M., Martínez-González, E., Vielva, P., & Cayón, L. 2004, *MNRAS*, in press (astro-ph/0405341)
- Demanet, L., & Vandergheynst, P. 2003, proceedings of the San Diego SPIE annual conference
- Eriksen, H. K., Hansen, F. K., Banday, A. J., Górski, K. M., & Lilje, P. B. 2004, *ApJ*, 605, 14
- Eriksen, H. K., Banday, A. J., Górski, K. M., & Lilje, P. B. 2004, *ApJ*, in press (astro-ph/0407271)
- Freeman, W. T., & Adelson, E. H. 1991, *IEEE Trans. Pattern Anal. Machine Intell.*, 13, 891
- Hajian, A., & Souradeep, T. 2003, *ApJ*, 597, L5
- Hajian, A., Souradeep, T., & Cornish, N. 2005, *ApJ*, 618, L63
- Hajian, A., & Souradeep, T. 2005, preprint (astro-ph/0501001)
- Hansen, F. K., Górski, K. M., & Hivon, E. 2002, *MNRAS*, 336, 1304
- Hansen, F. K., Banday, A. J., & Górski, K. M. 2004, *MNRAS*, submitted (astro-ph/0404206)
- Hansen, F. K., Balbi, A., Banday, A. J., & Górski, K. M. 2004, *MNRAS*, submitted (astro-ph/0406232)
- Hobson, M. P., Jones, A. W., & Lasenby, A. N. 1999, *MNRAS*, 309, 125
- Katz, G., & Weeks, J. 2004, *Phys. Rev. D*, 70, 063527
- Lachièze-Rey, M. 2004, preprint (astro-ph/0409081)
- Mallat, S. 1998, *A wavelet tour of signal processing (San Diego: Academic Press)*
- Martínez-González, E., Gallegos, J. E., Argüeso, F., Cayón, L., & Sanz, J. L. 2002, *MNRAS*, 336, 22
- McEwen, J. D., Hobson, M. P., Lasenby, A. N., & Mortlock, D. J. 2004, *MNRAS*, in press (astro-ph/0406604)
- McEwen, J. D., Hobson, M. P., Lasenby, A. N., & Mortlock, D. J. 2004, preprint (astro-ph/0409288)
- Mukherjee, P., & Wang, Y. 2004, *ApJ*, 613, 51
- Page, L., et al. 2003, *ApJS*, 148, 233
- Sanz, J. L., et al. 1999, *A&AS*, 140, 99
- Simoncelli, E. P., Freeman, W. T., Adelson, E. H., & Heeger, D. J. 1992, *IEEE Trans. Information Theory*, 38, 587
- Spergel, D. N., et al. 2003, *ApJS*, 148, 175
- Tenorio, L., Jaffe, A. H., Hanany, S., & Lineweaver, C. H. 1999, *MNRAS*, 310, 823
- Torrésani, B., 1995, *Analyse continue par ondelettes (Paris: InterEditions and CNRS Editions)*
- Vielva, P., et al. 2001, *MNRAS*, 328, 1
- Vielva, P., Martínez-González, E., Gallegos, J. E., Toffolatti, L., & Sanz, J. L. 2003, *MNRAS*, 344, 89
- Vielva, P., Martínez-González, E., Barreiro, R. B., Sanz, J. L., & Cayón, L. 2004, *ApJ*, 609, 22
- Wandelt, B. D. 2004, preprint (astro-ph/0401622)