

The γ -ray burst GRB060614 requires a novel explosive process

A. Gal-Yam,¹ D. B. Fox,² P. A. Price,³ M. R. Davis,⁴ D. C. Leonard,⁴ A. M. Soderberg,¹ E. Nakar,¹ E. O. Ofek,¹ B. P. Schmidt,⁵ K. Lewis,⁵ B. A. Peterson,⁵ S. R. Kulkarni,¹ E. Berger,⁶ S. B. Cenko,¹ R. Sari,¹ K. Sharon,⁷ D. Frail,⁸ N. Gehrels,⁹ J. A. Nousek,² D. N. Burrows,² V. Mangano,¹⁰ S. T. Holland,⁹ P. J. Brown,² D.-S. Moon,¹ F. Harrison,¹ T. Piran¹⁰ S. E. Persson,⁶ P. J. McCarthy,⁶ B. E. Penprase,¹¹ & R. A. Chevalier¹²

¹ Division of Physics, Mathematics and Astronomy, California Institute of Technology, Pasadena, CA 91125, USA

² Department of Astronomy and Astrophysics, Pennsylvania State University, 525 Davey Lab, University Park, PA 16802, USA

³ University of Hawaii, Institute of Astronomy, 2680 Woodlawn Drive, Honolulu, HI 96822-1897, USA

⁴ Department of Astronomy, San Diego State University, San Diego, California 92182, USA

⁵ Research School of Astronomy and Astrophysics, Australian National University, Mt Stromlo Observatory, via Cotter Rd, Weston Creek, ACT 2611, Australia

⁶ Observatories of the Carnegie Institution of Washington, 813 Santa Barbara Street, Pasadena, CA 91101, and Princeton University Observatory, Peyton Hall, Ivy Lane, Princeton, NJ 08544, USA

⁷ Department of Astrophysics, Tel Aviv University, 69978 Tel Aviv, Israel

⁸ National Radio Astronomy Observatory, P.O. Box 0, Socorro, New Mexico 87801, USA

⁹ NASA/Goddard Space Flight Center, Greenbelt, Maryland 20771, USA

¹⁰ INAF, Istituto di Astrofisica Spaziale e Fisica Cosmica di Palermo, Via Ugo La Malfa 153, I-90146, Palermo, Italy

¹⁰ Racah Institute of Physics, Hebrew University, Jerusalem 91904, Israel

¹¹ Pomona College Dept. of Physics & Astronomy, 610 N. College Ave, Claremont, CA 91711, USA

¹² Department of Astronomy, University of Virginia, PO Box 3818, Charlottesville, VA 22903, USA

Over the past decade our physical understanding of gamma-ray bursts (GRBs) has progressed rapidly thanks to the discovery and observation of their long-lived afterglow emission. Long-duration ($T \gtrsim 2$ s) GRBs are associated with the explosive deaths of massive stars (“collapsars”¹), which produce accompanying supernovae,^{2–4} while the short-duration ($T \lesssim 2$ s) GRBs arise from a different origin, which has been argued to be the merger of two compact objects,^{5–7} either neutron stars or black holes. Here we present observations of GRB 060614, a 100-s long burst discovered by the Swift satellite,⁸ which require the invocation of a new explosive process:

either a massive “collapsar” that powers a GRB without any associated supernova, or a new type of engine, as long-lived as the collapsar but without any such massive stellar host. We also discuss the properties of this burst’s redshift $z = 0.125$ host galaxy, which distinguish it from other long-duration GRBs and suggest that an entirely new type of GRB progenitor may be required.

On 14 June 2006, 12:43 UT, the burst alert telescope (BAT) on board the *Swift* satellite detected the γ -Ray Burst (GRB) 060614.⁸ The BAT detected γ -rays from this event for 120s, and the burst showed strong variability during much of that period, as confirmed by parallel observations by the Konus-Wind satellite.⁹ Note that while some evolution in the temporal and spectral properties of this GRB were observed, the emission remained highly variable and relatively hard for tens of seconds, unlike the situation observed for a few short bursts with long, soft “tails”.^{10,7} This indicates sustained activity of an engine, rather than the early onset of the afterglow. The γ -ray properties of this event are similar to those of other bursts from the long-duration subgroup of GRBs. *Swift* autonomously slewed to the GRB position and began taking data with the X-ray telescope and UV-optical telescope.¹¹ We began observing this event ≈ 26 minutes later using the 40 inch telescope at Siding Springs Observatory. The evolution of the optical radiation from this event as traced by our data, augmented by *Swift* observations and additional data from the literature is shown in Fig. 1. As the optical source decayed, we noticed that it was apparently superposed on a faint dwarf host galaxy. On June 19, 2006 UT We obtained a spectrum of the host using the GMOS-S spectrograph mounted on the Gemini-south 8m telescope at Cerro Pachon, Chile. From this spectrum we derived the redshift of the host galaxy, and by association of the GRB, and found it to be $z = 0.125$, a low value for long GRBs. We confirmed this redshift with a higher quality spectrum obtained using the same instrument on July 15, 2006 UT (Fig. 2). Previous long GRBs at such low redshifts showed clear signatures of the underlying supernova (SN) explosions at comparable age post-burst.^{3,12} However, such signatures were lacking in the case of this long GRB.¹³

Thus motivated, we undertook target-of-opportunity observations with the *Hubble Space Telescope* (HST), combining resources from our approved programs (GO 10551, PI Kulkarni, GO 10624, 10917, PI Fox). We observed the location of GRB 060614 using the Wide Field and Planetary Camera 2 (WFPC2) on board HST on June 27-28, 2006 UT, and again using the Advanced Camera for Surveys (ACS) on July 15-16 2006 UT. Inspection of the data (Fig. 3) reveals a point source at the outskirts of the GRB host which is

well-detected in our first-epoch WFPC2 observations, and is apparently gone during our next visit. We identify this object as the optical afterglow of GRB 060614, and derive its brightness using image-subtraction methods. A decomposition of the measured flux into the contribution from the GRB afterglow (residual decaying radiation from the interaction of the GRB ejecta with itself and/or the surrounding material) and that of a possible supernova (whose optical radiation is dominated by energy released from radioactive decay of newly synthesized elements, mostly Ni 56), requires detailed modelling of the multiband evolution of the GRB afterglow which is beyond the scope of this paper. However, our analysis (Fig. 1) shows that our HST detection is probably dominated by the afterglow, rather than a possible SN, which is not required by the data. Any putative SN component must be more than 100 times fainter than the faintest event previously known to be associated with a long GRB (SN 2006aj/ GRB 060218^{12,14}; Fig. 1). In fact, such a supernova would be fainter than any SN ever observed.¹⁵ A conservative upper limit on the amount of synthesized Ni 56 is $8 \times 10^{-4} M_{\odot}$, more than two orders of magnitude less than the typical amount synthesized by long GRB/SNe. Our HST data thus indicate that this GRB was not associated with a radioactively-powered event similar to any known SN.

Furthermore, our HST and ground-based data reveal that the properties of the host of GRB 060614 are unusual when compared to those of the large sample of previously observed long GRBs. The star formation rate we measure from the spectrum of the host, $0.0035 M_{\odot} \text{ y}^{-1}$, is very small, and even the specific star formation rate, correcting for the low luminosity of this dwarf galaxy ($L \approx 0.015 L_{*}$) is $\sim 0.23 M_{\odot} \text{ y}^{-1} (L/L_{*})^{-1}$, a value which is more than 20 times below that of typical long GRBs¹⁶ and more than two orders of magnitude below that of long GRBs detected in low-luminosity dwarfs at low redshift.^{17,18}

It is worthwhile to note in this context that unlike long GRBs, members of the short GRB group have been shown to reside in host galaxies of all types, including elliptical galaxies with virtually no young, massive stars,^{6,7,5} and in the outskirts of dwarf galaxies,¹⁰ indicating a mature (rather than short-lived) population of progenitors (and no associated SNe).

Considering the entire set of observations available for this event, the emerging picture is a puzzling one. On the one hand, the high-energy (γ -ray) properties of this burst are only consistent with those of a long GRB. On the other hand, the lack of an associated

SN is inconsistent with an origin in a massive, rapidly-rotating star undergoing a core-collapse SN explosion (“collapsar”¹), the popular, observationally supported model for long GRBs. Furthermore, the properties of the host galaxy of this event stand out from among those of numerous other long GRBs observed so far, and rather resemble those of a short GRB. We now consider possible explanations for this puzzle, and their implications.

First, we can conjecture that all long GRBs result from massive “collapsars”, but that most of these are associated with SNe with a range of properties (as observed so far^{19,20}) and a minority (the first example of which is GRB 060614) synthesize very little Ni 56, and do not produce an optically luminous SN. Indeed, there are models of massive stars that collapse into a black hole and produce, if at all, very faint SNe.²¹ However, such events are understood essentially as non-rotating stars, collapsing directly into a black hole, while “collapsar”-like GRB models generically require a rapidly rotating core, leading to an accretion disk onto a spinning BH that powers and/or collimates the outgoing beamed ultra-relativistic ejected material (but see²²). The large angular momentum in such systems requires an accretion disk to facilitate infall into the central BH, and is thus inconsistent with the non-rotating, direct-infall models for non-SN massive stellar collapses. In particular, GRB 060614 emitted a large flux (10^{50} erg s⁻¹) of high-energy photons and displayed rapid variability, indicating an ultra-relativistic flow with Lorentz factor of $\Gamma > 15$ (calculated following the methodology presented by Ref. [23]). Such a flow is not expected in a nearly-spherical direct collapse of a star into a BH, and we thus consider this option to be apparently at odds with theoretical understanding of massive stellar death.

Second, especially given the remarkable properties of the host galaxy of GRB 060614, one might suggest that this is an extreme member of the short GRB group, which are not associated with massive stellar progenitors, and may result from compact binary mergers. However, to maintain the putative association with binary mergers would involve a major revision in our understanding of accretion physics. In particular, low viscosity during compact binary mergers are required to allow such a process to continue beyond a fraction of a second, in contrast with the current consensus.²³ Alternative interpretation would be that this is indeed an extreme member of the short GRB group, and that its existence indicates that this entire group does not result from compact binary mergers (which can only produce short duration bursts) but rather from a different physical process altogether, capable of producing both short and long events, and not associated with young massive stars. An obvious and testable prediction of these options is that such a “long” member of

the “short” (binary merger or other mechanism) group should be detected in an elliptical galaxy containing only old stars. Such galaxies host a significant fraction of the “short” GRB population, but have never so far been associated with events longer than a few seconds.

Finally, GRB 060614 may be the first example of a new class of GRBs, different from both typical long events (which are associated with SNe and powered by infall onto a newly formed BH) and short events (which may come from compact binary mergers). Many additional mechanisms have been suggested over the years to produce γ -ray bursts, and GRB 060614 may be the first clear example of one of these alternative scenarios. It is surprising, however, that three distinct processes (collapsars, binary mergers, and “the third mechanism”) would result in events which are so similar in their high-energy properties. A possible explanation would be that these are three different routes that begin with very different physical systems but lead to a similar outcome, e.g., rapid accretion onto a BH. The many similarities between short and long GRBs²⁴ may hint at this direction.

Regardless of the ultimate resolution of this puzzle (following studies of GRB 060614 and possible additional future examples of this class) it is already obvious that the elegant simple picture, consisting of two groups of GRBs with distinct physical origins (long GRBs from SN/collapsars and short GRBs from binary mergers) which was briefly consistent with GRB observations and theory, must now be revised. *

Acknowledgements

A.G. acknowledges support by NASA through Hubble Fellowship grant #HST-HF-01158.01-A awarded by STScI, which is operated by AURA, Inc., for NASA, under contract NAS 5-26555. SRK’s research is supported by NSF and NASA.

Received 11 June 2021; Accepted **draft**.

1. MacFadyen, A. I., Woosley, S. E. & Heger, A. Supernovae, Jets, and Collapsars. *ApJ* **550**, 410–425 March 2001.
2. Galama, T. J., Vreeswijk, P. M., van Paradijs, J., Kouveliotou, C., Augusteijn, T. *et al.* An unusual supernova in the error box of the gamma-ray burst of 25 April 1998. *Nature* **395**, 670–672 October 1998.

*Correspondence should be addressed to A. Gal-Yam (avishay@astro.caltech.edu).

3. Stanek, K. Z., Matheson, T., Garnavich, P. M., Martini, P., Berlind, P. *et al.* Spectroscopic Discovery of the Supernova 2003dh Associated with GRB 030329. *ApJL* **591**, L17–L20 July 2003.
4. Hjorth, J., Sollerman, J., Møller, P., Fynbo, J. P. U., Woosley, S. E. *et al.* A very energetic supernova associated with the γ -ray burst of 29 March 2003. *Nature* **423**, 847–850 June 2003.
5. Gehrels, N., Sarazin, C. L., O’Brien, P. T., Zhang, B., Barbier, L. *et al.* A short γ -ray burst apparently associated with an elliptical galaxy at redshift $z = 0.225$. *Nature* **437**, 851–854 October 2005.
6. Bloom, J. S., Prochaska, J. X., Pooley, D., Blake, C. H., Foley, R. J. *et al.* Closing in on a Short-Hard Burst Progenitor: Constraints from Early-Time Optical Imaging and Spectroscopy of a Possible Host Galaxy of GRB 050509b. *ApJ* **638**, 354–368 February 2006.
7. Berger, E., Price, P. A., Cenko, S. B., Gal-Yam, A., Soderberg, A. M. *et al.* The afterglow and elliptical host galaxy of the short γ -ray burst GRB 050724. *Nature* **438**, 988–990 December 2005.
8. Parsons, A. M., Cummings, J. R., Gehrels, N., Goad, M. R., Gronwall, C. *et al.* GRB 060614: Swift detection of a burst with a bright optical and X-ray counterpart. *GRB Coordinates Network* **5252**, 1–+ (2006).
9. Golenetskii, S., Aptekar, R., Mazets, E., Pal’Shin, V., Frederiks, D. *et al.* Konus-wind observation of GRB 060614. *GRB Coordinates Network* **5264**, 1–+ (2006).
10. Fox, D. B., Frail, D. A., Price, P. A., Kulkarni, S. R., Berger, E. *et al.* The afterglow of GRB 050709 and the nature of the short-hard γ -ray bursts. *Nature* **437**, 845–850 October 2005.
11. Mangano, V. e. a. Swift paper on GRB 060614, in preparation. *To be submitted to ...* , 1 (2006).
12. Pian, E., Mazzali, P. A., Masetti, N., Ferrero, P., Klose, S. *et al.* Gamma-Ray Burst associated Supernovae: Outliers become Mainstream. *Submitted to Nature, astro-ph/0603530* , .
13. Fynbo, J. P. U., Thoene, C. C., Jensen, B. L., Hjorth, J., Sollerman, J. *et al.* GRB060614: detection of the host galaxy but no supernova emission. *GRB Coordinates Network* **5277**, 1–+ (2006).
14. Modjaz, M., Stanek, K. Z., Garnavich, P. M., Berlind, P., Blondin, S. *et al.* Early-Time Photometry and Spectroscopy of the Fast Evolving SN 2006aj Associated with GRB 060218. *ApJL* **645**, L21–L24 July 2006.

15. Pastorello, A., Zampieri, L., Turatto, M., Cappellaro, E., Meikle, W. P. S. *et al.* Low-luminosity Type II supernovae: spectroscopic and photometric evolution. *MNRAS* **347**, 74–94 January 2004.
 16. Christensen, L., Hjorth, J. & Gorosabel, J. UV star-formation rates of GRB host galaxies. *A&A* **425**, 913–926 October 2004.
 17. Gorosabel, J., Pérez-Ramírez, D., Sollerman, J., de Ugarte Postigo, A., Fynbo, J. P. U. *et al.* The GRB 030329 host: a blue low metallicity subluminoous galaxy with intense star formation. *A&A* **444**, 711–721 December 2005.
 18. Prochaska, J. X., Bloom, J. S., Chen, H.-W., Hurley, K. C., Melbourne, J. *et al.* The Host Galaxy of GRB 031203: Implications of Its Low Metallicity, Low Redshift, and Starburst Nature. *ApJ* **611**, 200–207 August 2004.
 19. Zeh, A., Klose, S. & Hartmann, D. H. A Systematic Analysis of Supernova Light in Gamma-Ray Burst Afterglows. *ApJ* **609**, 952–961 July 2004.
 20. Soderberg, A. M., Kulkarni, S. R., Price, P. A., Fox, D. B., Berger, E. *et al.* An HST Study of the Supernovae Accompanying GRB 040924 and GRB 041006. *ApJ* **636**, 391–399 January 2006.
 21. Nomoto, K., Tominaga, N., Umeda, H., Maeda, K., Ohkubo, T. *et al.* Nucleosynthesis in Hypernovae and Population III Supernovae. *Nuclear Physics A* **758**, 263–271 July 2005.
 22. MacFadyen, A. I. in *AIP Conf. Proc. 662: Gamma-Ray Burst and Afterglow Astronomy 2001: A Workshop Celebrating the First Year of the HETE Mission* (eds Ricker, G. R. & Vanderspek, R. K.) 202–205 April 2003.
 23. Narayan, R., Piran, T. & Kumar, P. Accretion Models of Gamma-Ray Bursts. *ApJ* **557**, 949–957 August 2001.
 24. Nakar, E. Short/Hard Gamma-Ray Bursts. *to be submitted to Physics Report* , August 2006.
 25. French, J., Melady, G., Hanlon, L., Jelinek, M. & Kubanek, P. GRB060614: watcher observation. *GRB Coordinates Network* **5257**, 1–+ (2006).
 26. Gal-Yam, A., Leonard, D. C., Fox, D. B., Cenko, S. B., Soderberg, A. M. *et al.* On the progenitor of SN 2005gl and the nature of Type II_{in} supernovae. *Submitted to ApJ, astro-ph/0608029* , .
-

Figure 1: Temporal evolution of the optical transient associated with GRB 060614. The main figure shows V-band observations from UVOT (solid circles), our SSO R-band data (solid squares), augmented by data from GCN 5257²⁵ (empty triangles) and GCN 5277¹³ (empty diamonds), along with our late time HST V- and I-band detections (stars) and upper limit (Solid inverted triangle; see Fig. 3). Note that our HST detections fall below projections based on early V-band data or the fit proposed¹³ based on R-band data (red dashed curve), indicating a steepening of the temporal decay prior to our first HST visit. The contribution of the host galaxy, estimated as detailed in Fig. 2, was removed from the photometry. The inset shows a comparison of our HST detections and upper limit with scaled-down light curves of SNe, properly K-corrected and time-dilated.²⁰ The brightest allowed SN is obtained by assuming the steeply declining light curve of SN 1994I (heavy dash-dot) and the maximal amount of extinction allowed by the analysis of early UVOT data (see supplementary Fig. 4). In this case the absolute magnitude of the SN will be $M_V = -12.6$, fainter than any SN ever detected in the nearby Universe, synthesizing only $\sim 8 \times 10^{-4} M_\odot$ of Ni 56. More likely scenarios involving moderate extinction values ($A_V = 0.5$) or SNe with more slowly-decaying light curves such as SN 2002ap (thin dashed line), similar to the faintest GRB-associated SN 2006aj, would impose more stringent limits on the luminosity and Ni 56 production of a putative SN (by factors of ~ 3). Note that in all cases the emission detected during our first HST visit must be dominated by the GRB afterglow emission, with but a fraction of the light coming from the peaking faint SN, and that the data are well-explained without invoking any SN-like component, with the optical afterglow roughly following the late X-ray decline rate¹¹ (to which a SN is not expected to contribute).

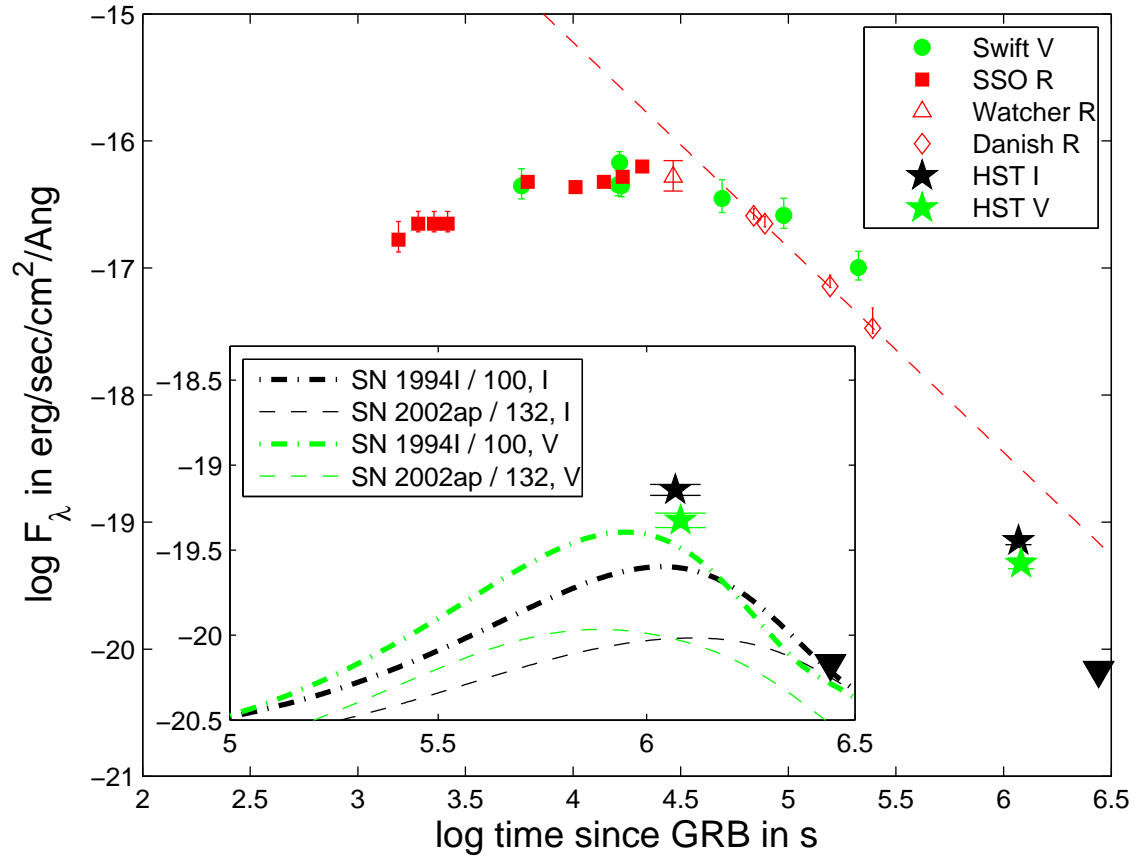


Figure 1.

Figure 2: A spectrum of the host galaxy of GRB 060614 (thin blue curve) obtained with the GMOS-S spectrograph mounted on the Gemini-South 8m telescope at Cerro Pachon, Chile, on July 15, 2006 UT. Four exposures of 1200s each were reduced and combined in the usual manner within IRAF, including wavelength- and flux-calibration using the smooth spectrum standard star EG131. The spectral continuum is similar to a template Sc galaxy spectrum (heavy green curve) shifted to $z = 0.125$ and scaled in flux. We note that the emission lines are much weaker, though. From the luminosity of the $H\alpha$ line we derive an upper limit on the star-formation rate in the galaxy, $SFR = 0.0035 M_{\odot} \text{ yr}^{-1}$. The ratio of $H\alpha$ to $H\beta$ line strengths indicates that the emission-line regions in this dwarf galaxy suffer negligible extinction. Assuming that the galaxy spectrum is well-described by the Sc template throughout the optical range, we use synthetic photometry anchored to the V-band magnitude of the galaxy measured from our HST images to determine the magnitudes of the host to be [UBVRI]=[23.24 23.89 23.66 23.47 22.87] mag, respectively. The host contribution is removed from the photometry presented in Fig. 1.

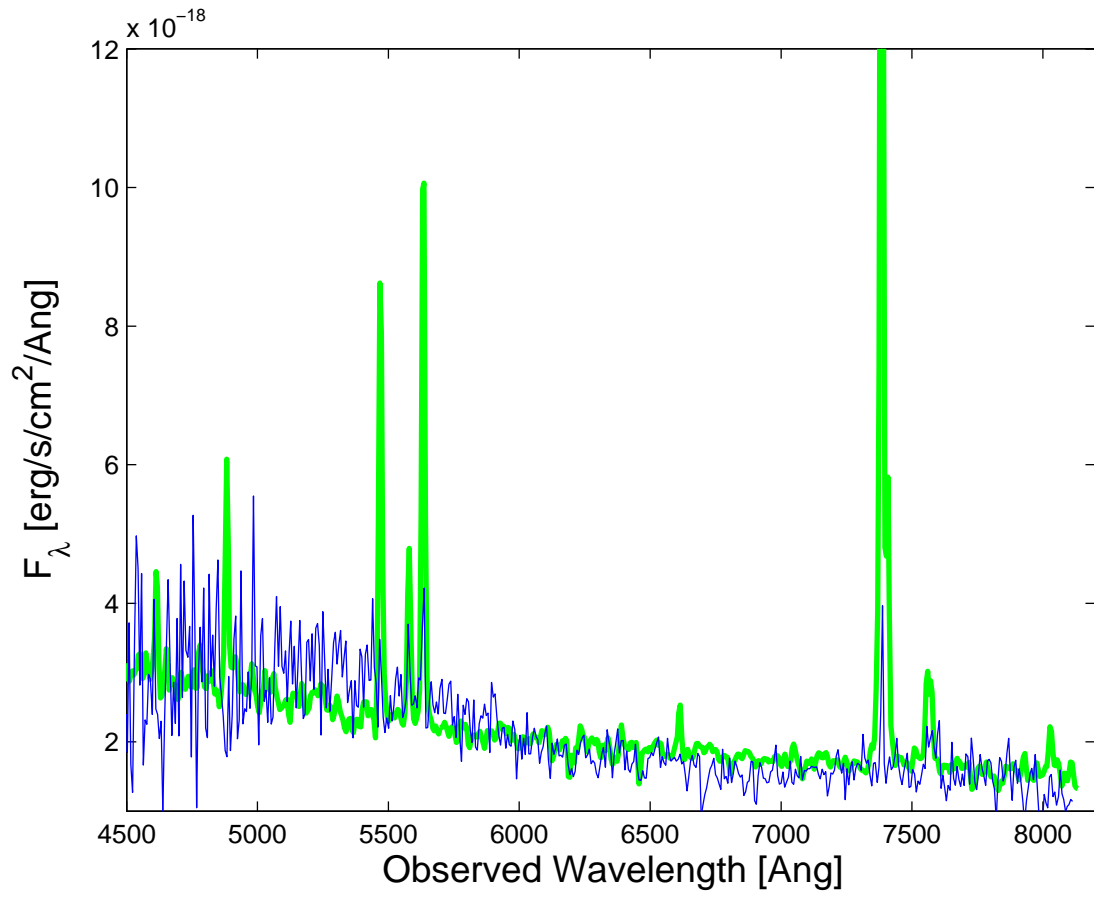


Figure 2.

Figure 3.

Figure 3: HST observations of the location of GRB 060614. Upper panels show I-band (F814W filter) data and lower panels V-band (F606W) data. Images were obtained using the WFPC2 camera (left, 6000s total exposure time; F814W filter; UT dates as marked) and the ACS camera (middle panels; total exposure 3600s; same filter). The third panels show the difference between the first epoch images and a third epoch visit with ACS (I-band; July 29, 2006 UT, total exposure time 4840s) or the second epoch in the case of the V-band, calculated using our image subtraction methods.²⁶ WFPC2 data were reduced and photometered using an adaptation of HSTphot²⁶ and ACS data were reduced in the standard manner with IRAF/multidrizzle. We have used HSTphot-calibrated, nearby, isolated, compact sources to establish a calibration grid of Johnson-V and Cousins-I local standards and photometered the afterglow with respect to this grid using the image-subtraction-based photometry pipeline mkdiffc.²⁶ A similar comparison between the second and third I-band HST visits (July 16 and 29 UT, respectively) shows no residual to a 4σ upper limit of $I=28.1$ mag, indicating that the optical transient was undetectable during our second visit and justifying the use of the second-epoch V-band image as a subtraction template. The resulting photometry and upper limit are reported in Fig. 1. Note the overall regular structure of this faint dwarf host and the peripheral location of the optical transient. The orientation of the images is marked with a long arrow due north and a short arrow due east. The length of the long arrow is $2.5''$ for scale.

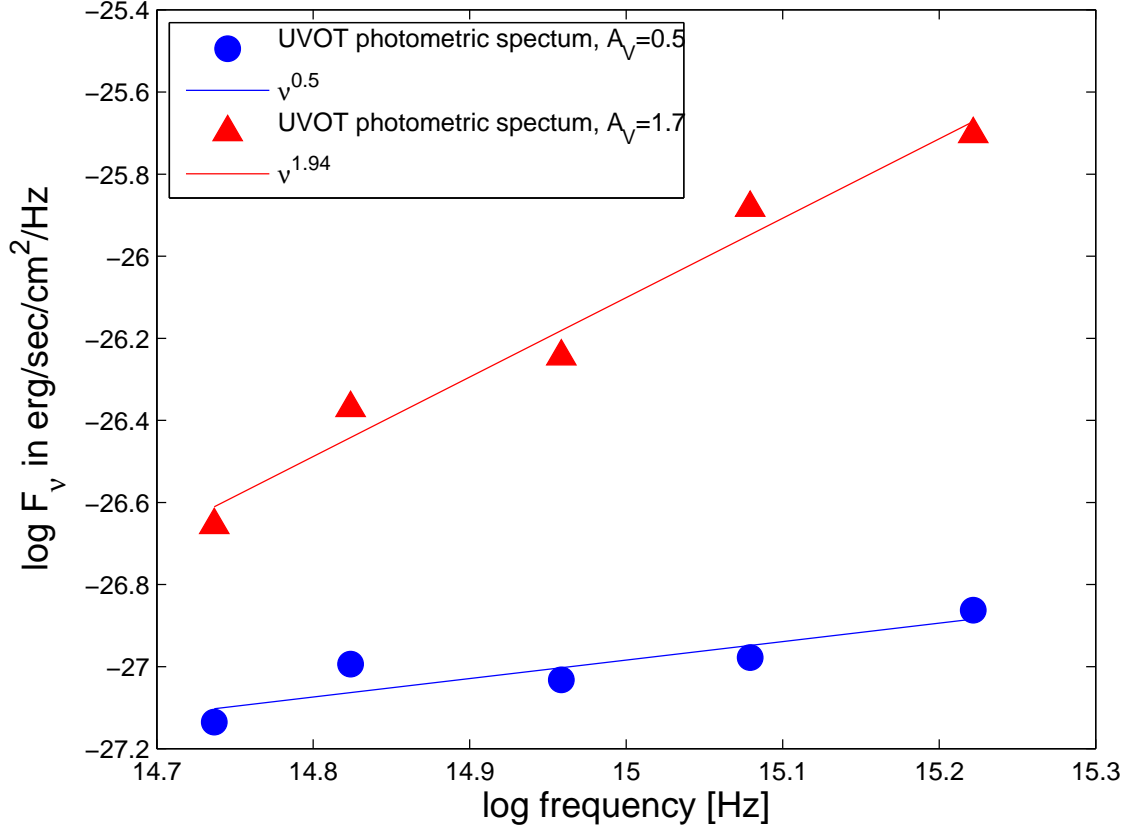


Figure 4.

Supplementary Figure 4: A photometric spectrum derived from early multi-band UVOT observations. The flux in the 5 broad-band UVOT filters (V,B,U,UVW1,UVW2 with effective wavelengths of 550, 450, 330, 250 and 180 nm, respectively) was interpolated to 10000s after the GRB. We consider a hot thermal spectrum ($F_\nu \propto \nu^2$) to be the bluest possible intrinsic spectrum at this time (such a blue spectrum has never been observed in any GRB). The observed spectrum cannot be dereddened by more than $A_V = 1.7$ without becoming bluer than this hot spectrum (red curve and triangles). A more typical blue intrinsic spectrum for a GRB afterglow with $F_\nu \propto \nu^{0.5}$ allows only moderate extinction ($A_V = 0.5$). Fits of similar quality are also obtained without invoking any extinction. At later times (up to 10^5 s) the observed photometric spectrum becomes redder, imposing weaker constraints on the extinction. We adopt $A_V = 1.7$ as a conservative upper limit on the extinction toward this optical transient, but estimate that the more likely value is actually lower ($A_V \approx 0.5$ or less).

This figure "fighst.jpg" is available in "jpg" format from:

<http://arxiv.org/ps/astro-ph/0608257v1>