

Heating the intergalactic medium by radiative decay of neutrinos

M. H. Chan and M.-C. Chu

Department of Physics, The Chinese University of Hong Kong,

Shatin, New Territories, Hong Kong, China

Abstract

Assuming that there exists a species of heavy sterile neutrinos ($m_\nu > 1$ keV) and their decays can serve as a heating source of the hot gas in galaxy clusters, we study how the observational constraints on cooling flow limit the mass of these sterile neutrinos. We predict a relation among the luminosity, total mass and the redshift of a cluster, and we compare this relation with data from 12 clusters to obtain an estimate of the decay rate of the sterile neutrino.

PACS Numbers: 95.35.+d, 98.62.Gq, 98.65.Gw

Typeset using REVTeX

I. INTRODUCTION

Recent observations indicate that there are not enough cooling flows in galaxy clusters to explain why hot gas in some clusters are so hot [1], [2]. On the other hand, neutrino oscillation experiments (solar, atmospheric and LSND experiments) indicate that 3 ordinary neutrinos cannot explain the three different scales of the mass squared differences between neutrino species Δm^2 's, of about 10^{-5} eV², 10^{-2} eV² and 1 eV² [3], suggesting that one or more sterile neutrinos must be added. In this article, we study the possibility that a species of massive sterile neutrinos ($m_\nu > 1$ keV) exists and their decays provide a heating source to maintain the temperature of the hot gas. We use this model to predict a relation among the luminosity, total mass and redshift of a cluster, and we obtain an estimate of the decayrate of the sterile neutrinos by using available data from 12 clusters. This idea of the radiative decay of neutrinos as an energy source has been proposed to account for reionization [4].

In standard cosmology, neutrinos with $m_\nu < 1$ MeV are classified as hot dark matter (HDM) because they are relativistic at decoupling. As the universe expands, they cool down and become non-relativistic after a redshift of

$$z_{rel} \approx \frac{m_\nu c^2}{3kT_{\nu,0}} = 2 \times 10^3 \left(\frac{m_\nu}{1 \text{ eV}} \right), \quad (1)$$

where $T_{\nu,0}$ is the neutrino temperature today. In the non-relativistic regime, the average neutrino speed at neutrino temperature T_ν is [5]

$$\langle v \rangle = 160 \text{ km/s} \left(\frac{1 \text{ eV}}{m_\nu} \right) \left(\frac{T_\nu}{1.947 \text{ K}} \right). \quad (2)$$

They do not contribute to structure formation if their average speed is too high. For example, at matter-radiation equality (redshift $\approx 10^4 h^2$, h being the Hubble parameter), the neutrino speed is close to c if $m_\nu \ll 10$ eV. By using perturbation theory on neutrino clustering, it was found that massive neutrinos can gravitationally cluster if m_ν is greater than several eV's [5]. Therefore, neutrinos with mass $m_\nu \geq 10$ eV can be classified as warm dark matter (WDM) rather than HDM.

II. STERILE NEUTRINO DECAY IN CLUSTERS

In this model, we assume that all 3 types of active neutrinos with masses m_1, m_2 and m_3 did not contribute to structure formation and are thus classified as HDM [6]:

$$\frac{m_1 + m_2 + m_3}{94 \text{ eV}} = \Omega_\nu h^2, \quad (3)$$

where Ω_ν is the light neutrino density parameter. In addition, we assume that all cold dark matter are composed of two types of sterile neutrinos with masses m_{s1} and m_{s2} , and the latter will decay into m_1 neutrinos with decay rate Γ :

$$\nu_{s2} \rightarrow \nu_1 + \gamma. \quad (4)$$

The massive sterile neutrinos may be produced in the early universe by oscillations from active neutrinos [7]. From the standard cosmology, the number densities of sterile neutrinos n_{s1} and n_{s2} at present (time = t_0) are upper bounded by [4]

$$n_{s1} = 1.2 \times 10^{-2} n_0 \left(\frac{1 \text{ keV}}{m_{s1}} \right) \left(\frac{\Omega_{s1}}{0.23} \right) \left(\frac{h^2}{0.72} \right) = \frac{\alpha_1}{m_{s1}} n_0, \quad (5)$$

$$n_{s2} = 1.2 \times 10^{-2} n_0 \left(\frac{1 \text{ keV}}{m_{s2}} \right) \left(\frac{\Omega_{s2}}{0.23} \right) \left(\frac{h^2}{0.72} \right) = \frac{\alpha_2}{m_{s2}} n_0 e^{-\Gamma t_0}, \quad (6)$$

where $\alpha_1 < m_{s1}$ and $\alpha_2 < m_{s2}$ are constants which are dependent on the cosmological sterile neutrino density parameters Ω_{s1} and Ω_{s2} respectively, and n_0 is the number density of one type of the active neutrinos now ($n_0 \approx 100 \text{ cm}^{-3}$ if there were no sterile neutrino decays [8]). If the sterile neutrinos can decay to m_1 neutrinos emitting a photon with energy $\epsilon = (m_{s2} - m_1)c^2 \approx m_{s2}c^2$, the number density of the m_1 neutrinos now is given by

$$n_1 = n_0 \left[1 + \frac{\alpha_2}{m_{s2}} (1 - e^{-\Gamma t_0}) \right]. \quad (7)$$

Therefore, we can write the cold dark matter density parameter Ω_m as

$$\Omega_m = \frac{\alpha_1 + \alpha_2 e^{-\Gamma t_0}}{94 \text{ eV}}. \quad (8)$$

The interaction of the radiated photons and electrons in the cluster hot gas can be treated as a heating source of the hot gas. There exists a lower limit of the energy of the photons such that they can undergo Compton Scattering with electrons rather than Inverse Compton Scattering (see Appendix). The energy of photons must be greater than the energy of the electrons in order to transfer energy to the hot gas, which typically has temperature of about several keV's in clusters. Therefore, in our model, m_{s2} must be at least of keV order. Here, we set $m_1 = m_2 = m_3$, as neutrino oscillation experiments indicate that the difference in the mass squared of three active neutrino species, Δm^2 's, are about 10^{-5} eV and 10^{-2} eV [9].

Eq. (8) gives one relation between two unknowns, α_1 and α_2 . Another relation comes from the decay of m_{s2} neutrinos, which we assume to be the source of hot gas luminosity. The total non-baryonic mass in a cluster is given by

$$M = M_1 + M_2 + M_3 + M_{s1} + M_{s2}, \quad (9)$$

where M_1 , M_2 , M_3 , M_{s1} and M_{s2} are the total masses of three types of active neutrinos and two types of sterile neutrinos respectively. By combining Eqs. (5), (6), (7) and (9), we get

$$N_{s2} = \frac{M}{m_1} \left[\frac{\alpha_2 e^{-\Gamma t_0}}{3r_{s2}m_1 + \alpha_2 r_{s2} e^{-\Gamma t_0} + \alpha_2 (1 - e^{-\Gamma t_0}) + \alpha_1 r_{s2}} \right], \quad (10)$$

where N_{s2} is the total number of sterile neutrinos inside a cluster, and $r_{s2} = m_{s2}/m_1$. The total power given out by the radiative neutrinos in a cluster at time t is $L_x = N_{s2}\Gamma\epsilon = N_{s2}\Gamma r_{s2}m_1 c^2$. Therefore we get

$$L_x = M\Gamma c^2 \left[\frac{\alpha_2 e^{-\Gamma t}}{3m_1 + \alpha_2 e^{-\Gamma t} + \alpha_2 (1 - e^{-\Gamma t})/r_{s2} + \alpha_1} \right]. \quad (11)$$

At the time of CMB last scattering ($t_l \approx 10^{13}$ s), the cold dark matter density ρ_l is given by

$$\rho_l a_l^3 = \alpha_1 n_0 + \alpha_2 n_0 e^{-\Gamma t_l}, \quad (12)$$

where a_l is the scale factor of the universe at t_l . In order to heat up the hot gas, the value of Γ must be greater than $3 \times 10^{-17} \text{ s}^{-1}$ by using Eq. (11) (also see Fig. 1). Therefore the

factor $e^{-\Gamma t_l} \approx 1$ and $\rho_l a_l^3 \approx \alpha_1 n_0 + \alpha_2 n_0$. At the time of galaxy formation ($t_g > 10^{17}$ s), the dark matter density ρ_g is

$$\rho_g a_g^3 = \alpha_1 n_0 + \alpha_2 n_0 e^{-\Gamma t_g}, \quad (13)$$

where a_g is the scale factor of the universe at t_g . The factor $e^{-\Gamma t_g} < 0.03$ is much less than 1, and we get $\rho_g a_g^3 \approx \alpha_1 n_0$. Therefore, at t_g , m_{s1} neutrinos dominate all the dark matter. We can therefore obtain another relation between α_1 and α_2 by taking the difference of Eq. (12) and Eq. (13). So the density of m_{s2} neutrinos ρ_{s2} at t_l is given by

$$\frac{\rho_{s2} a_l^3}{\rho_c} = \frac{\rho_l a_l^3}{\rho_c} - \frac{\rho_g a_g^3}{\rho_c} = \Omega_m^{\text{CMB}} - \Omega_m^{2\text{dFGRS}} \approx \frac{\alpha_2 n_0}{\rho_c}, \quad (14)$$

where ρ_c is the critical density of the universe, $\Omega_m^{\text{CMB}} h^2 = 0.14 \pm 0.02$ is from WMAP data and $\Omega_m^{2\text{dFGRS}} h^2 = 0.134 \pm 0.006$ is 2dFGRS data corresponding to CMB last scattering and galaxy formation respectively [10]. The corresponding value of $\alpha_1 = 94 \times \Omega_m^{2\text{dFGRS}} h^2$ eV = 12.60 ± 0.56 eV, which means that m_{s1} must be greater than 12 eV and consistent with our assumption that they can form structures. The upper bound of α_2 obtained by Eq. (14) is about 3 eV.

By using these values, we can find the value of Γ as well as the corresponding mass components in cluster. Since α_1 is much greater than m_1 , $\alpha_2 e^{-\Gamma t_0}$ and α_2/r_{s2} , we can rewrite Eq. (11) as

$$\ln \left(\frac{L_x}{M} \right) \approx \ln \left(\frac{\Gamma c^2 \alpha_2}{\alpha_1} \right) - \Gamma \left[\frac{t_0}{(1+z)^{3/2}} \right], \quad (15)$$

where z is the redshift of a cluster and we have assumed matter dominated expansion and r_{s2} is much greater than 1. By using data of redshifts, luminosities and masses from 12 clusters (see Table 1), we can estimate Γ from the slope of $\ln L_x/M$ vs. $(1+z)^{-3/2}$ (see Fig. 1). The slope and y-intercept obtained are -18.23 ± 4.19 and 18.50 ± 3.87 , which imply $\Gamma \sim (4.6 \pm 1.1) \times 10^{-17} \text{ s}^{-1}$.

The corresponding mass components in clusters with $i = 1, 2, 3, s1$ or $s2$ are given by

$$M_i = \frac{\Omega_i}{\Omega_m} M, \quad (16)$$

where Ω_i is the density parameter of neutrinos with m_i . For a typical cluster with $M \sim 10^{15} M_\odot$, the present value of M_{s2} is about $10^6 M_\odot$.

III. TEMPERATURE PROFILE OF HOT GAS IN A CLUSTER

We can predict the temperature profile of the hot gas in a cluster by using a simple energy flow equation. We first look at the mechanism of how the energy from neutrinos decays is transferred to the hot gas.

Since the m_{s2} neutrinos have mass greater than keV, they must have gravitationally collapsed to galactic scale structures [11], [12]. The radius of a hydrostatic ‘neutrino star’ is given by [13]

$$R = 20.7 \text{ pc} \left(\frac{M_{s2}}{10^6 M_\odot} \right)^{-1/3} \left(\frac{m_{s2}}{1 \text{ keV}} \right)^{-8/3}. \quad (17)$$

From our estimate, M_{s2} and m_{s2} are of order 10^6 solar mass and keV respectively. Therefore, the size of a corresponding ‘sterile neutrino star’ is about 20 pc which may hide deeply inside the galactic bulge.

Suppose a photon travels from $r = 0$ and collides with electrons in a cluster. The number of collisions of a photon and electrons within a radius r is approximately given by the optical depth:

$$x = \int_0^r \frac{dr'}{\bar{l}} = \int_0^r n_e \sigma dr', \quad (18)$$

where \bar{l} is the mean free path of a photon, and n_e and σ are the electron number density and Compton cross section respectively. In a cluster, the electron number density is given by

$$n_e = \frac{n_c}{[1 + (r/r_c)^2]^{3\beta_c/2}}, \quad (19)$$

where n_c , r_c and β_c are parameters in the cluster beta model [14]. In Fig. 2, we plot the number of collisions x vs. r . We can see that x is much less than 1 for all r . Therefore, a

photon does not collide frequently with electrons in a cluster. However, inside the Milkyway galactic bulge, the number density of electrons is

$$n_e = \frac{n'_c}{[1 + (r/r'_c)]^{1.8}}, \quad (20)$$

where n'_c and r'_c are parameters which are equal to $1.6 \times 10^8 \text{ cm}^{-3}$ and 0.34 pc respectively [15]. Fig. 3 shows the number of collisions inside the galactic bulge. We can see that x is much greater than 1 for small r . Therefore, we can believe that the energy of the photons are first absorbed by the electrons inside the galactic bulge and then the energy is transferred to the hot gas by conduction inside the cluster. The mean free path for conduction is [16]

$$\bar{l}_c = 23 \text{ kpc} \left(\frac{T_g}{10^8 \text{ K}} \right)^2 \left(\frac{n_e}{10^{-3} \text{ cm}^{-3}} \right)^{-1}, \quad (21)$$

which is smaller than the length scale of a cluster ($\approx 1 \text{ Mpc}$) with the temperature of hot gas $T_g \approx 10^8 \text{ K}$. The energy flux per unit time for conduction is given by

$$j(r) = -K_c \frac{dT_g}{dr}, \quad (22)$$

where

$$K_c = 1.31 n_e \bar{l}_c k \left(\frac{kT_g}{m_e} \right)^{\frac{1}{2}}. \quad (23)$$

We can obtain the temperature profile $T_g(r)$ by solving Eq. (22) with $j(r) = L(r)/4\pi r^2$ and $L(r) = \int 4\pi r^2 \epsilon_s(r) dr$ if we know the energy source distribution $\epsilon_s(r)$ in a cluster, which is approximately proportional to the sterile neutrino distribution. We demonstrate possible temperature profiles by using two models. In one we assume that the power sources are located at the centre of a cluster with $\epsilon_s(r) = \delta(r)L/4\pi r^2$, where L is the total luminosity of the cluster. In the other one, we assume that the power sources are distributed as $\epsilon_s = Ae^{-r^2/r_c^2}$, where A can be fixed by the total luminosity L . Fig. 4 shows the temperature profiles of the two models. We can see that the temperature varies only within 6 percents of the central temperature T_0 , which is due to the large value of K_c . Therefore, the energy is transferred from the sources (decayed m_{s2} neutrinos) to the hot gas quite efficiently within the Hubble time.

IV. DISCUSSION AND SUMMARY

It has been a puzzle why some clusters are still so hot even though their cooling times are shorter than the Hubble time. Even though cooling flow models [16] can help to explain this phenomenon, significant cooling flow in clusters has not been observed. This is known as the ‘mass sink problem’ [1]. Also, the cooling flow model predicts that the temperature of the hot gas should be quite inhomogeneous. However, the observed hot gas temperature profiles are quite homogeneous and gas with temperature less than 1 keV does not exist in the amount predicted. Donahue and Voit summarized the drawbacks of the cooling flow models and suggested that any successful model must explain the mass sink problem and the homogeneous temperature profile with positive core temperature gradients extending to $\sim 10^2$ kpc [1]. Here, we present an alternative solution of the mass sink problem. We have discussed how the radiative decay of sterile neutrinos can heat up the hot gas in clusters. Our model predicts a redshift dependence of L_x/M , Eq. (15), which is consistent with the observed data (see Fig. 1), and we obtain the decay rate of the sterile neutrinos in clusters, which is about $\Gamma \sim (4.6 \pm 1.1) \times 10^{-17} \text{ s}^{-1}$. Our picture does not require any cooling flow, and the radiative heating power by neutrino decays results in a quite homogeneous temperature profile. Therefore, our model can fit the observed information and solve the cooling flow problem for a range of Γ .

If we can constrain the values of m_1 and α_1 [6], we can get a better picture and fix Γ . The radius of a 10^{13} solar mass m_{s1} neutrino star is of order 10 kpc which is the same scale as a galaxy. Therefore we propose that the galactic dark matter may be composed of m_{s1} and m_{s2} sterile neutrinos. By examining the rotation curve of a galaxy, we can obtain a feasible range of m_{s1} . If m_1 is below 1 eV, the size of an m_1 neutrino star is greater than 1 Mpc, which is the cluster scale. Therefore, the active neutrinos may affect the properties of hot gas and clusters [12]. Different neutrinos may correspond to structures in different scales. It would be interesting to study whether our model can solve both the dark matter problem and the cooling flow problem.

V. APPENDIX

We calculate how the Compton scattering of photons and electrons can heat up the hot gas in clusters. In the usual Compton scattering calculation, the electron is at rest. However, the temperature of the hot gas in most clusters are at $10^7 - 10^8$ K, and so we should generalize the situation by transforming to the electron's rest frame [17]. Therefore, we have

$$\epsilon' = \gamma\epsilon(1 - \beta \cos \theta), \quad (24)$$

$$\epsilon_s = \gamma\epsilon'_s(1 + \beta \cos \theta'_s), \quad (25)$$

where ϵ and ϵ' are the initial energy of the photon in the lab frame and electron's rest frame respectively, and θ is the angle between the initial photon direction and electron velocity in the lab frame. The subscript 's' indicates the scattered energy or angle. The scattered power in the rest frame is given by

$$P' = c\sigma \int \epsilon'_s f(p'_s) d^3 p'_s, \quad (26)$$

where σ , f and p' are the Compton cross section, distribution function and momentum of photons respectively. Since the distribution of the photons is not necessarily isotropic, we need to transform back to the lab frame and integrate over all θ'_s . Making use of $d^3 p' = d^3 p(1 - \beta \cos \theta)$, and combining Eqs. (25) and (26), we have

$$P' = c\sigma \int \gamma^2(1 - \beta \cos \theta_s)^2 \epsilon_s f(p_s) d^3 p_s. \quad (27)$$

After summing up all the momenta of the photon, we have

$$P' = c\sigma\gamma^2 \left(1 + \frac{\beta^2}{3}\right) \int_0^\infty \epsilon_s n(\epsilon_s) d\epsilon_s = c\sigma\gamma^2 \left(1 + \frac{\beta^2}{3}\right) U_{ph_s}, \quad (28)$$

where U_{ph_s} is the scattered energy density of the photons in the lab frame. Since $P' = \frac{dE'}{dt'}$ and $\langle dE_s \rangle = \gamma \langle dE'_s \rangle$, we have $P' = P$, where P is the scattered power in the lab frame. In the lab frame, the rate of energy removed from the photon field is

$$P = \frac{dE}{dt} = -c\sigma \int \epsilon n(\epsilon) d\epsilon = -c\sigma U_{ph}, \quad (29)$$

where U_{ph} is the energy density of the photons in the lab frame. Therefore, the net energy radiated is the difference of energy scattered and energy removed in lab frame:

$$P_{net} = c\sigma\gamma^2 \left(1 + \frac{\beta^2}{3}\right) U_{ph_s} - c\sigma U_{ph}. \quad (30)$$

If all the photons undergo Thomson scattering with electrons, then $\epsilon' = \epsilon'_s$ in Eq. (30) and U_{ph} will be the same as U_{ph_s} . However, in general, ϵ' may not be equal to ϵ'_s . Suppose we have only a particular energy for the photon field, $U_{ph} = n_{ph}\epsilon$. From Eq. (30), we have

$$P_{net} = c\sigma n_{ph} \left[\gamma^2 \left(1 + \frac{\beta^2}{3}\right) (\epsilon - \Delta\epsilon) - \epsilon \right], \quad (31)$$

where $\Delta\epsilon = \epsilon - \epsilon_s$. After simplification, Eq. (31) will become

$$P_{net} = c\sigma n_{ph} \gamma^2 \left[\frac{4}{3} \beta^2 \epsilon^2 - \left(1 + \frac{\beta^2}{3}\right) \Delta\epsilon \right]. \quad (32)$$

From Eqs. (24) and (25), we have

$$\langle \Delta\epsilon' \rangle = \epsilon' - \epsilon'_s = \gamma \Delta\epsilon. \quad (33)$$

Therefore, the net power radiated in the lab frame is

$$P_{net} = c\sigma n_{ph} \gamma^2 \left[\frac{4}{3} \beta^2 \epsilon - \left(1 + \frac{\beta^2}{3}\right) \frac{\langle \Delta\epsilon' \rangle}{\gamma} \right]. \quad (34)$$

If the net power radiated is a positive value, that means there is some energy removed from the electron gas and thus the energy of photon field is increased. This is known as Inverse Compton Scattering. However, it is possible that the value of the net power radiated is negative, which means that the electrons absorb energy from the photon field. If the photon and electron Compton scatter in the rest frame of the electron, then we have

$$\Delta\epsilon' = \frac{\epsilon'^2}{m_e c^2} (1 - \cos \phi) = \frac{\gamma^2 \epsilon^2}{m_e c^2} (1 - \beta \cos \theta)^2 (1 - \cos \phi). \quad (35)$$

We integrate over all the angles to get the averaged energy gain in one scattering:

$$\langle \Delta\epsilon' \rangle = \frac{\gamma^2 \epsilon^2}{m_e c^2} \left(1 + \frac{\beta^2}{2} \right). \quad (36)$$

Combining Eqs. (32), (33) and (36), we get

$$P_{net} = c\sigma n_{ph} \gamma^2 \left[\frac{4}{3} \beta^2 \epsilon - \frac{\gamma \epsilon^2}{m_e c^2} \left(1 + \frac{\beta^2}{3} \right) \left(1 + \frac{\beta^2}{2} \right) \right]. \quad (37)$$

Therefore, the criterion for energy absorption from the photon field is

$$\epsilon > \frac{4m_e c^2 \beta^2}{3\gamma \left(1 + \frac{\beta^2}{3} \right) \left(1 + \frac{\beta^2}{2} \right)}. \quad (38)$$

Since $\langle \beta^2 \rangle = \frac{3kT}{m_e c^2}$, we can write ϵ in terms of kT . For non-relativistic electron, $\beta \ll 1$, $\epsilon > 4kT/\gamma$. So, if the photon energy is greater than the kinetic energy of the electron, the electron will gain energy and vice versa.

REFERENCES

- [1] Donahue, M. and Voit, G. M., 2003, astro-ph/0308006.
- [2] Totani, T., 2004, astro-ph/0401140.
- [3] Bilenky, S. M., Giunti, C. and Grimus, W., 1998, European Physical Journal C **1**, 247.
- [4] Mapelli, M. and Ferrara, A., 2005, astro-ph/0508413.
- [5] Ma, C.P., 1999, astro-ph/9904001.
- [6] Hu, W., Eisenstein, D. J. and Tegmark, M., 1998, Physical Review Letter **80**, 5255.
- [7] Dodelson, S and Widrow, L. M., 1994, Physical Review Letter **72**, 17.
- [8] Padmanabhan, T., 1993, *Structure Formation in the Universe*, Cambridge University Press, New York.
- [9] Wolfenstein, L., 1999, Reviews of Modern Physics **71**, S140.
- [10] Lahav, O. and Liddle, A. R., 2006, astro-ph/0601168.
- [11] Viollier, R. D., Bilic, N. and Munyaneza, F., 1998, Phys. Rev. D **59**, 1.
- [12] Chan, M. H. and Chu, M.-C., 2004, astro-ph/0401329.
- [13] Bowers, R. and Deeming, T., 1984, *Astrophysics I Stars*, Jones and Bartlett, London.
- [14] Reiprich, T. H. and Bohringer, H., 2001, ApJ **567**, 716.
- [15] Schödel, R. *et al.*, 2002, Nature **419**, 694.
- [16] Sarazin, C. L., 1988, *X-ray Emission from Clusters of Galaxies*, Cambridge University Press, New York.
- [17] Yu, X., Huang, Q. and Yu, X., 2002, Advances in Applied Clifford Algebras **12**, 13.

TABLES

TABLE I. X-ray Luminosities(L_x), hot gas masses(M_g), total masses(M_{total}) and redshifts(z) of 12 clusters [1], [2].

Cluster	$L_x(0.01\text{-}40 \text{ keV})(10^{44} \text{ ergs}^{-1})$	$M_g (10^{14} M_{\odot})$	$M_{\text{total}} (10^{14} M_{\odot})$	z
A 119	3.814	0.42	8.74	0.0440
A 133	2.749	0.17	4.79	0.0569
A 399	9.083	1.2	11.6	0.0715
A 401	17.38	0.64	11.58	0.0748
A 754	6.106	0.63	15.67	0.0528
A 539	0.987	0.08	4.31	0.0288
A 1367	1.092	1.30	5.77	0.0216
A 1775	2.926	1.20	5.86	0.0757
A 2065	6.261	0.53	14.44	0.0721
A 2255	6.999	3.45	12.53	0.0800
A 2256	11.588	3.65	13.81	0.0601
A 2634	0.930	2.20	5.55	0.0312

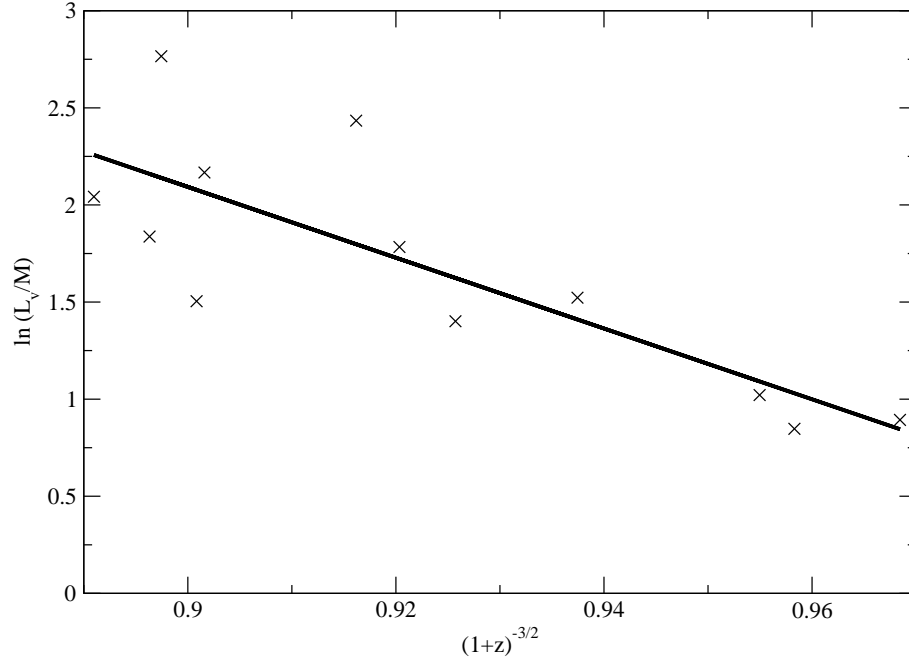


Fig.1. $\ln(L_x/M)$ vs. $(1+z)^{-3/2}$ for 12 different clusters. The solid line is the best fit line with slope -18.23 ± 4.19 .

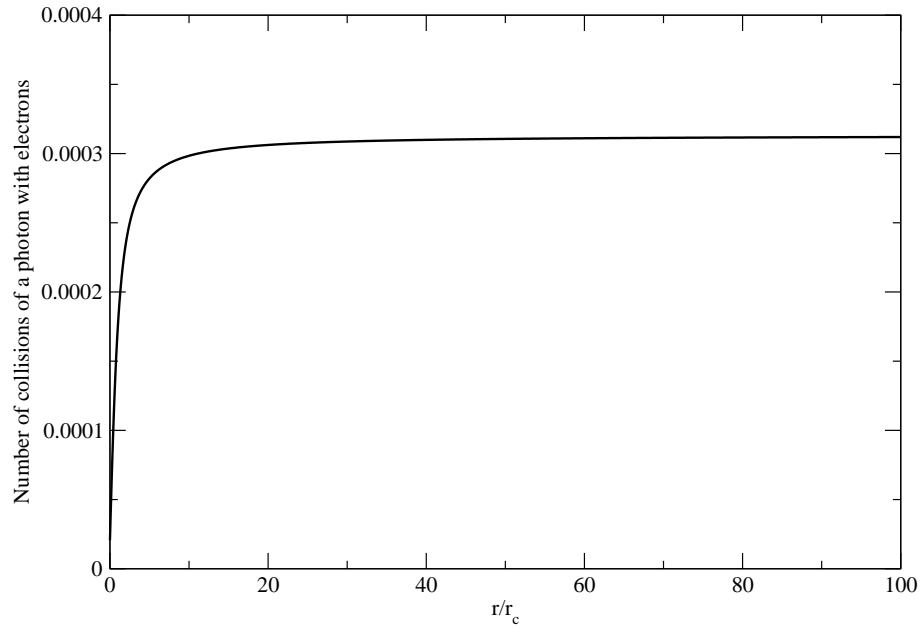


Fig.2. Number of collisions of a photon with electrons vs. distance from the cluster centre. We assume $r_c = 100$ kpc, $n_e = 10^{-3} \text{ cm}^{-3}$ and $\beta_c = 0.7$.

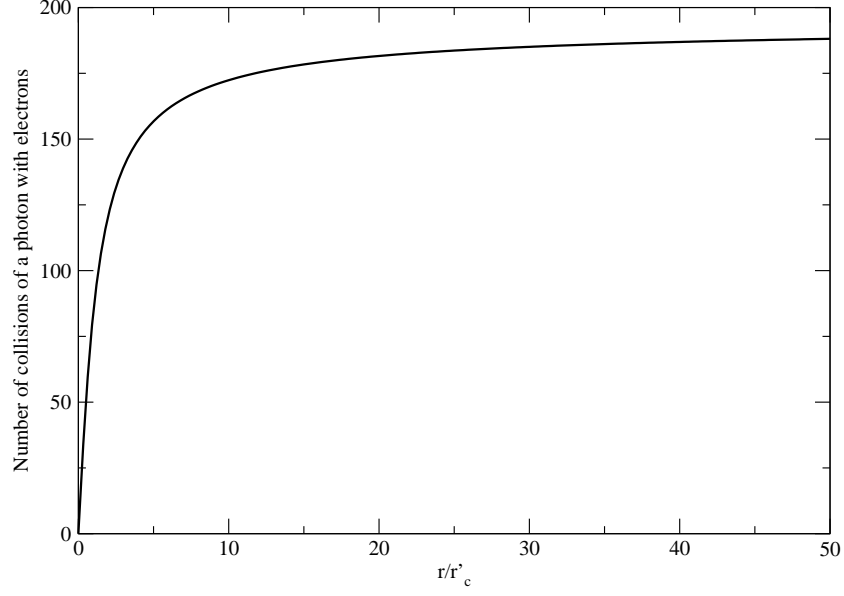


Fig.3. Number of collisions of a photon with electrons in Milky Way with $r'_c = 0.34$ pc and $n'_c = 1.6 \times 10^8 \text{ cm}^{-3}$.

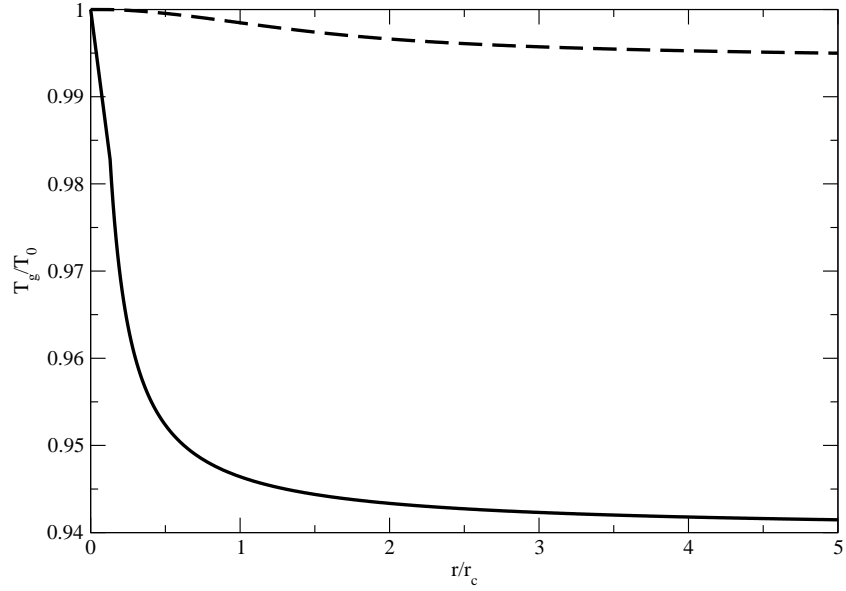


Fig.4. The temperature profiles of the two models discussed in the text. The solid line represents the model with the sources at the centre of the cluster. The dashed line represents the model with $\epsilon(r) = Ae^{-r^2/r_c^2}$. We assume $L = 10^{44} \text{ ergs s}^{-1}$, $r_c = 100 \text{ kpc}$, and the central temperature $T_0 = 10^8 \text{ K}$.