

Merging Neutron Stars and Black Holes as Sources of Gamma-Ray Bursts and Heavy Elements

H.-THOMAS JANKA¹, MAXIMILIAN RUFFERT^{2,3}, THOMAS EBERL¹

¹ *Max-Planck-Institut für Astrophysik, Postfach 1523, D-85740 Garching, Germany*

² *Institute of Astronomy, Madingley Road, Cambridge CB3 0HA, U.K.*

³ *Dept. of Mathematics & Statistics, University of Edinburgh, Scotland, EH9 3JZ, U.K.*

Abstract. Hydrodynamic simulations were performed of the dynamical phase of the merging of binary neutron stars (NS-NS) and of neutron star black hole binaries (NS-BH), using a physical nuclear equation of state [4] and taking into account the emission of gravitational waves and neutrinos.

Simulations and some results

NS-NS and NS-BH mergers have been suggested as sources of γ -ray bursts at cosmological distances (e.g., [5]) and of r-process nuclei [2]. These merger events are estimated to occur at rates of the order 10^{-5} per year per galaxy (e.g., [3]).

By means of three-dimensional hydrodynamic simulations with a Eulerian PPM code we have investigated the dynamical phases of the coalescence [1, 7]. The simulations were performed with four nested cartesian grids which allow for both a good resolution near the central black hole and a large computational volume. In a post-processing step, we evaluated our models for the energy deposition by $\nu\bar{\nu}$ annihilation around the merging objects.

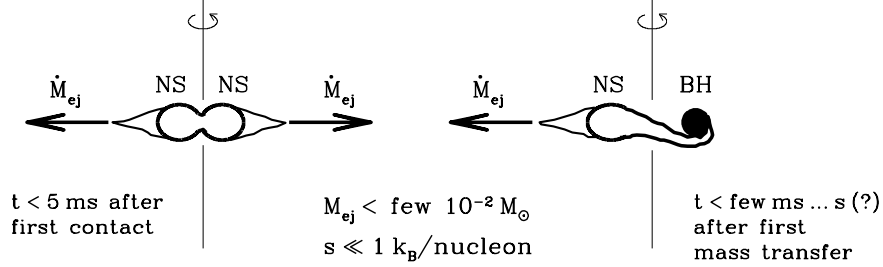
Table 1. Results of merger models. Energies are given in units of $1\text{foe} = 10^{51}\text{erg}$.

model	masses (M_{\odot})	spin	ΔM_d ($\frac{M_{\odot}}{100}$)	t_{sim} (ms)	$\langle L_{\nu} \rangle$ ($100 \frac{\text{foe}}{\text{s}}$)	a_{BH}	q_{ν} %	$q_{\nu\bar{\nu}}$ %	$\dot{E}_{\nu\bar{\nu}}$ ($\frac{\text{foe}}{\text{s}}$)	t_{acc} (ms)	E_{ν} (foe)	$E_{\nu\bar{\nu}}$ (foe)
NS-NS	1.2–1.2	solid	2.0	10	1.5	—	—	1.0	1.4	—	—	—
NS-NS	1.2–1.8	solid	3.8	13	2.0	—	—	1.3	2.6	—	—	—
NS-NS	1.6–1.6	anti	0.01	10	4.0	—	—	1.5	6.0	—	—	—
NS-NS	1.6–1.6	none	0.23	10	5.0	—	—	1.8	9.1	—	—	—
NS-NS	1.6–1.6	solid	2.4	10	3.3	—	—	2.1	7.0	—	—	—
BH-AD	3.0–0.26	solid	—	15	1.2	0.42	1.3	0.4	0.49	68	8	0.03
BH-NS	2.5–1.6	solid	0.2	10	8.0	0.76	3.0	2.8	22.4	40	32	0.9
BH-NS	5.0–1.6	solid	5.6	15	5.0	0.33	2.8	1.8	9.0	56	28	0.5
BH-NS	10.0–1.6	solid	10.0	10	2.5	0.14	2.8	0.9	2.3	82	21	0.2

Results for some simulations are listed in Table 1. The NS and accretion disk (AD) masses are baryonic masses, the spin parameter indicates whether no spin was assumed for the NS's ("none"), or the NS spin was taken parallel ("solid") or anti-parallel ("anti") to the orbital angular momentum. ΔM_d is the dynamically ejected mass, t_{sim} the time at the end of the simulation, $\langle L_{\nu} \rangle$ the typical total neutrino luminosity, $a_{\text{BH}} = Jc/(GM_{\text{BH}}^2)$ the relativistic rotation parameter of the black hole, $q_{\nu} = L_{\nu}/(\dot{M}c^2)$ the conversion efficiency of rest-mass energy of the gas swallowed by the black hole into ν energy, $q_{\nu\bar{\nu}} = E_{\nu\bar{\nu}}/E_{\nu}$ the conversion efficiency of ν energy into e^{\pm} pairs, $\dot{E}_{\nu\bar{\nu}}$ the integral rate of energy deposition by $\nu\bar{\nu}$ annihilation, t_{acc} the

mass loss phases during NS–NS and NS–BH merging

1st phase: dynamical interaction with mass ejection



2nd phase: massive, ν emitting accretion torus around BH

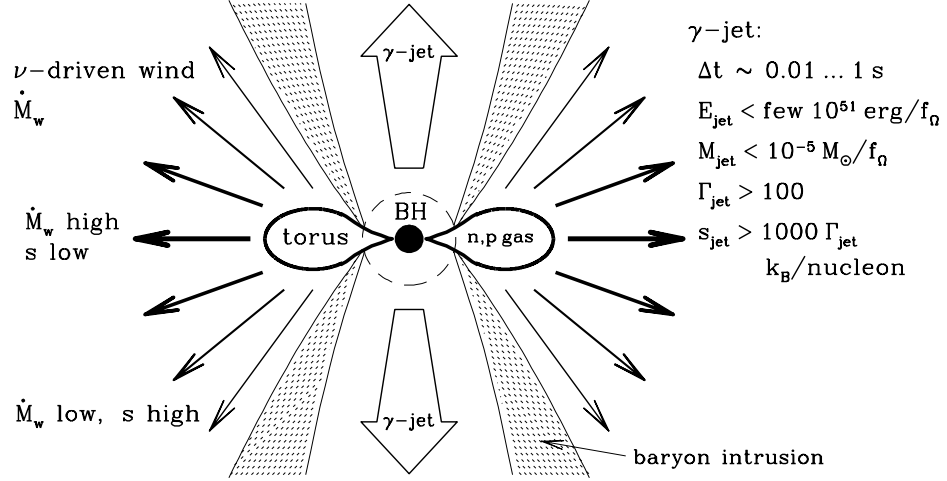


Figure 1: Mass-loss phases during NS–NS and NS–BH merging and during the subsequent evolution of the massive accretion disk that forms around the BH.

estimated duration of the accretion by the BH, E_{ν} the energy released in neutrinos during t_{acc} , and $E_{\nu\bar{\nu}}$ the corresponding energy converted into e^{\pm} pairs.

We find that during the dynamical phase of the merging between about $10^{-4} M_{\odot}$ and $10^{-2} M_{\odot}$ of cool gas can be ejected (Fig. 1). The exact number depends very sensitively on the assumed neutron star spin(s) and on the masses of the merging binary components (Table 1). This is of potential interest for heavy-element nucleosynthesis [6].

Figure 1 sketches the result that during the dynamical interaction of the binary components (1st phase) low-entropy (dense and cold) matter is ejected from the ends of long spiral arms which are formed in the orbital plane. During the merging the matter is heated by shocks and viscous dissipation, and intense neutrino fluxes are emitted before the gas is accreted into the central black hole. Energy transfer by these neutrinos drives a high-entropy gas outflow (“neutrino wind”) off the surface of

short & weak gamma-ray bursts by $\nu\bar{\nu} \longrightarrow e^-e^+$

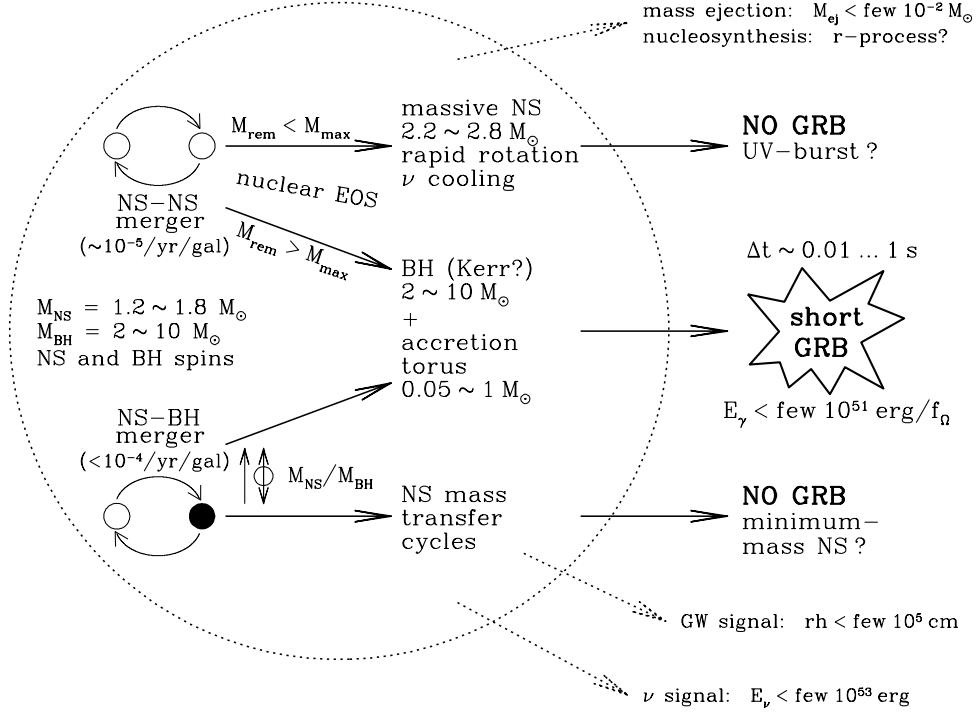


Figure 2: Possible evolution paths from NS-NS and NS-BH mergers to short γ -ray bursts powered by $\nu\bar{\nu}$ annihilation into e^{\pm} pairs.

the accretion disk. At the same time, energy deposition by $\nu\bar{\nu}$ annihilation in the essentially baryon-free funnel around the rotation axis powers relativistically expanding $e^{\pm}\gamma$ jets which can give rise to γ -ray bursts.

Our simulations confirm suggestions that these events could be the sources of a subclass of short gamma-ray bursts at cosmological distances (Fig. 2). BH-NS mergers yield between 10 and 100 times more energy than NS-NS mergers (Table 1). The annihilation of neutrinos and antineutrinos (Fig. 3) which are emitted from the hot matter that is accreted into the (forming) black hole, yields total energies $E_{\nu\bar{\nu}}$ up to 10^{51} erg in our models. It is therefore enough efficient to explain observable burst luminosities $L_{\gamma} \sim E_{\nu\bar{\nu}}/(f_{\Omega}t_{\gamma})$ up to several $10^{53} \text{ erg s}^{-1}$ for burst durations $t_{\gamma} \approx 0.1\text{--}1 \text{ s}$, if the γ emission is beamed in two moderately focussed jets into a fraction $f_{\Omega} = 2\delta\Omega/(4\pi) \approx 1/100\text{--}1/10$ of the sky. Such a modest amount of beaming (jet opening half-angles between about ten and several ten degrees) has to be expected because the dense gas in the equatorial plane of the accreting black hole prevents relativistic expansion of the pair-plasma jets outside a low-density funnel along the system axis. More energy for the burst can be available if Kerr effects of the rotating black hole are taken into account.

The evolution tracks of compact binaries shown in Fig. 2 depend on the NS and

BH masses, on the total angular momentum in the system, and on the stiffness of the nuclear equation of state. Energetic relativistic pair-plasma jets can be produced when a hot accretion disk forms around the BH, because high neutrino fluxes are emitted over a time much longer than the dynamical timescale of the system. This allows for high efficiencies q_ν and $q_{\nu\bar{\nu}}$ and a large total energy conversion by $\nu\bar{\nu} \rightarrow e^+e^-$. Gamma-ray bursts from these scenarios are accompanied by the ejection of nucleosynthesis products in considerable amounts, the emission of large numbers of neutrinos with MeV energies, and the production of strong gravitational-wave signals.

Acknowledgements. MR is grateful for support by a PPARC Advanced Fellowship, HTJ acknowledges support by the DFG on grant “SFB 375 für Astro-Teilchenphysik”.

References

- [1] Eberl T., 1998, Diploma Thesis, Technical University Munich
Eberl T., Ruffert M., Janka H.-Th., Fryer C., 1998, in preparation
- [2] Eichler D., Livio M., Piran T., Schramm D.N., 1989, *Nature* 340, 126
- [3] Fryer C., Woosley S.E., 1998, *ApJ* 502, L9
- [4] Lattimer J.M., Swesty F.D., 1991, *Nucl. Phys.* A535, 331
- [5] Narayan R., Paczyński B., Piran T., 1992, *ApJ* 395, L83
- [6] Rosswog S., *et al.*, 1998, *A&A*, submitted
- [7] Ruffert M., Janka H.-Th., Schäfer G., 1996, *A&A* 311, 532
Ruffert M., Janka H.-Th., Takahashi K., Schäfer G., 1997, *A&A* 319, 122
Ruffert M., Janka H.-Th., 1998a, *A&A*, in press (astro-ph/9804132)
Ruffert M., Janka H.-Th., 1998b, *A&A*, submitted

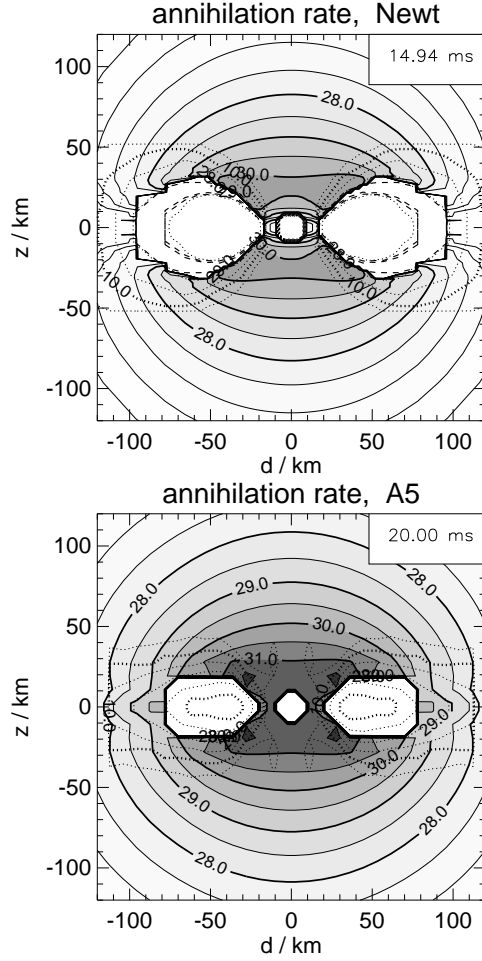


Figure 3: Azimuthally averaged maps of the rate density of energy deposition by $\nu\bar{\nu}$ annihilation into e^+e^- pairs (in $\text{erg cm}^{-3}\text{s}^{-1}$, contours represent logarithms, the levels are spaced in steps of 0.5 dex) in the surroundings of the accreting BH (white octagonal area at the center) which originates from the merging of two NS's with $1.6 M_\odot$ baryonic mass (left) or of a $1.6 M_\odot$ NS with a $5 M_\odot$ BH (right). In the former case the accretion disk (AD) has a mass of $0.26 M_\odot$ and the total energy deposition rate below a density of $10^{11} \text{ g cm}^{-3}$ is $4.9 \times 10^{50} \text{ erg s}^{-1}$. In the latter case the AD mass is $0.45 M_\odot$ and the integral energy deposition rate is 15 times higher, $71.6 \times 10^{50} \text{ erg s}^{-1}$. The dotted lines represent isodensity contours of the AD, the dashed lines show the neutrinospheres for the different ν and $\bar{\nu}$ flavors. The time after the start of the simulation is given in the upper right corner.