

# Driven Maps and the Emergence of Ordered Collective Behavior in Globally Coupled Maps

A. Parravano and M.G. Cosenza

*Centro de Astrofísica Teórica, Facultad de Ciencias, Universidad de Los Andes, A.P. 26 La Hechicera, Mérida 5251, Venezuela.*  
(Submitted to Phys. Rev. Lett.)

A method to predict the emergence of different kinds of ordered collective behaviors in systems of globally coupled chaotic maps is proposed. The method is based on the analogy between globally coupled maps and a map subjected to an external drive. A vector field which results from this analogy appears to govern the transient evolution of the globally coupled system. General forms of global couplings are considered. Some simple applications are given.

PACS Number(s): 05.45.+b, 02.50.-r

Coupled map lattices constitute useful models for the study of spatiotemporal processes in a variety of contexts [1]. There has been recent interest in the investigation of the emergence of ordered collective behaviors (OCB) in systems of interacting chaotic elements by using coupled map lattices [2,3,4,5]. Such cooperative phenomena have been considered relevant in many physical and biological situations [6,7,8,9]. In particular, globally coupled maps (GCM) [10] can exhibit OCB such as: a) formation of clusters, i.e., differentiated subsets of synchronized elements within the network [11]; b) non-statistical properties in the fluctuations of the mean field of the ensemble [11,12]; c) global quasiperiodic motion [13,14]; and different collective phases depending on the parameters of the system [13].

Much effort has been dedicated to establishing the necessary conditions for the emergence of various types of OCB, mostly involving direct numerical simulations on the whole globally coupled system. However, this direct procedure gives little information about the mechanism for the emergence of OCB. In this letter, we propose an alternative method which allows us to gain insight on the conditions for the emergence of specified types of collective behavior.

The procedure is suggested by the analogy between a globally coupled map system

$$x_{t+1}^n = (1 - \epsilon)f(x_t^n) + \epsilon H(x_t^1, x_t^2, \dots, x_t^N), \quad (1)$$

and an associated driven map

$$s_{t+1} = (1 - \epsilon)f(s_t) + \epsilon L_t. \quad (2)$$

In eq. (1),  $x_t^n$  ( $n = 1, \dots, N$ ) is the state of the  $n$ th element at discrete time  $t$ ;  $N$  is the size of the system;  $\epsilon$  is the coupling parameter; and  $f(x)$  describes the local dynamics. A commonly used form for  $H$  is the mean field coupling [10,12,14], however the global coupling function  $H_t = H(x_t^1, x_t^2, \dots, x_t^N)$  in eq. (1) is assumed to be any function invariant to argument permutations. In eq. (2),  $s_t$  is the state of the driven map at discrete time  $t$ ,  $f(s_t)$  is the same local dynamics than in eq. (1), and  $L_t$  is the driving term. In general,  $L_t$  may be any function of time.

Here we focus on the relationship between periodically driven maps and the emergence of periodic and quasiperiodic OCB in GCM. In this case, the asymptotic collective behavior is characterized by periodic or quasiperiodic time evolution of the mean state  $\langle x \rangle_t$  and of the coupling function  $H_t$  for  $t > t_a$ , where  $t_a$  is the transient time required to reach the OCB. The elements of the system follow a similar behavior to  $H_t$ , and in general are segregated in clusters which tend to be out of phase [10].

In the case of an OCB consisting of  $K$  clusters with period  $P$ , the asymptotic behavior of the system can be characterized by a  $K \times P$  matrix

$$\chi = \begin{pmatrix} \chi_1^1 & \dots & \chi_1^K \\ \vdots & \ddots & \vdots \\ \chi_P^1 & \dots & \chi_P^K \end{pmatrix}, \quad (3)$$

where the  $k$ th column contains the temporal sequence of the  $P$  values adopted by the elements belonging to the  $k$ th cluster; and the  $i$ th row displays the state of all clusters at time  $i$ . The time step  $t$  have been replaced by the index  $i$  which runs from 1 to the periodicity  $P$ . Therefore, the  $P$  asymptotic values  $\Phi_i$  adopted by the global coupling  $H_{t>t_a}$  are

$$\Phi_i = H(\underbrace{\chi_i^1, \dots, \chi_i^1}_{N_1 \text{ times}}, \underbrace{\chi_i^k, \dots, \chi_i^k}_{N_k \text{ times}}, \dots, \underbrace{\chi_i^K, \dots, \chi_i^K}_{N_K \text{ times}}), \quad (4)$$

where  $N_k$  is the number of elements in the  $k$ th cluster and  $\sum_k N_k = N$ . Thus, we may express the asymptotic temporal behavior of  $H_{t>t_a}$  by the vector  $\vec{\Phi} = (\Phi_1, \dots, \Phi_i, \dots, \Phi_P)$ .

When the driven map, eq. (2), is subjected to a periodic drive  $L_t$  with period  $P$ , the long-term response of  $s_t$  depends on the initial condition  $s_1$ , and on the specific sequence of values adopted by  $L_t$ , which we will denote as the vector  $\vec{L} = (L_1, \dots, L_i, \dots, L_P)$ . The response  $s_t(\vec{L}, s_1)$  may be periodic on a region  $R$  of the  $P$ -dimensional space spanned by all possible vectors  $\vec{L}$ . For a given  $\vec{L} \in R$ , there are, usually,  $J$  different asymptotic periodic responses of  $s_t$  with period  $M$ , each one associated to a set of initial conditions  $\{s_1\}_j$ , where

arXiv:chao-dyn/9801005v1 7 Jan 1998

$j = 1, 2, \dots, J$ . If we denote by  $\sigma_i^j$  the asymptotic periodic response of  $s_t(\vec{L}, s_1)$  that is reached for  $s_1 \in \{s_1\}_j$ , then the possible asymptotic responses can be represented by the  $J \times M$  matrix

$$\sigma = \begin{pmatrix} \sigma_1^1 & \dots & \sigma_1^J \\ \vdots & \ddots & \vdots \\ \sigma_M^1 & \dots & \sigma_M^J \end{pmatrix}, \quad (5)$$

where the  $j$ th column contains the asymptotic periodic response of  $s_t$  for the initial states  $s_1 \in \{s_1\}_j$ ; and the  $i$ th row displays the state of all asymptotic responses at time  $i$ . As before, the time step  $t$  has been replaced by the index  $i$  running from 1 to the periodicity  $M$  of the response. Obviously, this scheme is valid if all the asymptotic responses ( $j = 1, \dots, J$ ) have the same periodicity  $M$  (not necessarily  $M = P$ ). The region  $R$  may consist of various subregions  $R_M^J$ , where  $J$  different asymptotic responses of periodicity  $M$  occur. In particular, the subregion  $R_P^J$  is relevant since there the asymptotic responses of the driven map have the same periodicity than the drive, and consequently the analogy between eq (1) and eq. (2) can be established. Note that if  $\vec{L} = \vec{\Phi}$ , the columns of the OCB matrix  $\chi$  are contained in the response matrix  $\sigma$ .

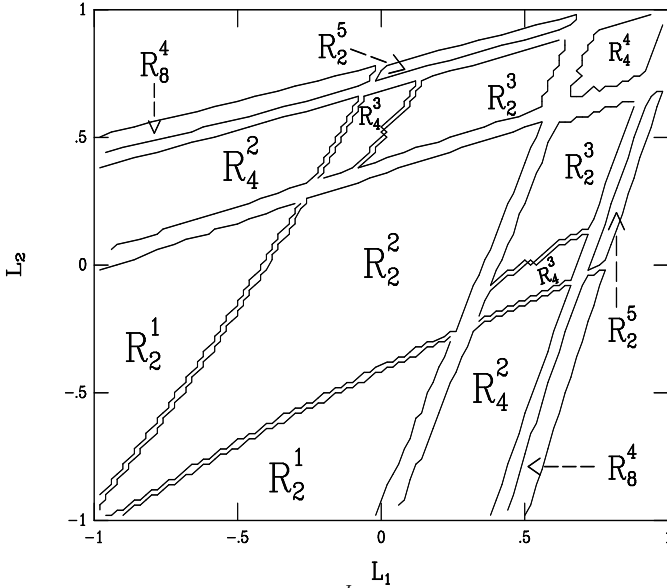


FIG. 1. Main subregions  $R_M^J$  for the driven logistic map with  $P = 2$ . Parameter values are  $r = 1.7$  and  $\epsilon = 0.2$ .

As an illustration, figure 1 shows the main subregions  $R_M^J$  resulting from eq. (2) for a logistic map  $f(x) = 1 - rx^2$ , driven by different  $L_t$  with the same period  $P = 2$ . Parameter values are  $r = 1.7$  and  $\epsilon = 0.2$ . The subregions  $R_M^J$  indicate where  $J$  asymptotic responses of periodicity  $M$  occur when the components  $L_1$  and  $L_2$  of  $\vec{L}$  lie in the range  $[-1, 1]$ . The structure of this diagram is actually more complex; there are small zones in between the marked subregions where the driven map reaches a

variety of periodic responses, (not shown in fig. 1). We have also observed shrimp-like structures for  $L_1$  and  $L_2$  outside the range  $[-1, 1]$ , similar to those reported for two-parameter maps [15].

Now consider the evolution of the GCM towards an OCB of period  $P$ . During this transient time, the elements of the system segregate in “swarms” which progressively shrink, and eventually form clusters. Simultaneously,  $H_t$  evolves towards its asymptotic periodic behavior  $\vec{\Phi}$  given by eq. (3). The convergence of  $H_t$  towards  $\vec{\Phi}$  can be represented in the same  $P$ -dimensional space spanned by the vectors  $\vec{L}$  as a trajectory joining the point  $(H_1, \dots, H_P)$  to  $(H_{P+1}, \dots, H_{2P})$  to  $(H_{2P+1}, \dots, H_{3P})$  ... to  $(\Phi_1, \dots, \Phi_P) = \vec{\Phi}$ .

Suppose that we want to find out if, for a given coupling function  $H_t$  in eq.(1), an OCB with period  $P$  and  $K$  clusters can be observed. The distribution of elements in clusters corresponds to a partition  $\{p_1, p_2, \dots, p_K\}$ , where  $p_k$  is the fraction of elements in the  $k$ th cluster. Then, based on the analogies presented above, the following procedure may be employed:

a) Determine the region  $R_P^K$  in which the response matrix  $\sigma$  is  $K \times P$ , by exploring the asymptotic responses of the associated driven map for different drives  $L_t$  of the same period  $P$  in eq. (2).

b) Construct the associated coupling vector  $\vec{\Theta} = (\Theta_1, \dots, \Theta_i, \dots, \Theta_P)$ , whose components are given by

$$\Theta_i = H(\underbrace{\sigma_i^1, \dots, \sigma_i^1}_{N p_1 \text{ times}}, \dots, \underbrace{\sigma_i^k, \dots, \sigma_i^k}_{N p_k \text{ times}}, \dots, \underbrace{\sigma_i^K, \dots, \sigma_i^K}_{N p_K \text{ times}}) \quad (6)$$

c) In the space  $R_P^K$  construct the vector field

$$\vec{V} = \vec{L} - \vec{\Theta}. \quad (7)$$

If in the region  $R_P^K$  the vector field  $\vec{V}$  is convergent towards the locus where  $\vec{V} = 0$ , then the chosen OCB can take place for appropriate initial conditions in the GCM system.

As shown in the examples bellow, the vector field  $\vec{V}$  acts as an indicator of the transient trajectory of  $H_t$ ; that is, the region of convergence of  $\vec{V}$  towards  $\vec{V} = 0$  is related to the basin of attraction of the chosen OCB in the space of the  $P$  initial values  $(H_1, \dots, H_P)$ . The field  $\vec{V}$  is particularly efficient in pointing the transient trajectory of  $H_t$  when the associated driven map reaches its asymptotic periodic response in few iterations. Notice that the vector field  $\vec{V}$  can be calculated without previous knowledge of the existence of chosen OCB in the corresponding GCM. Moreover, the first step of the procedure (and the most time consuming) must be executed only once; thereafter, steps (b) and (c) can be performed repeatedly for many different coupling functions  $H_t$  and different partitions  $\{p_1, p_2, \dots, p_K\}$ .

In order to show applications of the procedure, we choose globally coupled logistic maps  $f(x) = 1 - rx^2$ ,

and look for an OCB consisting of two clusters of period two. Parameter values are fixed at  $r = 1.7$  and  $\epsilon = 0.2$  in what follows.

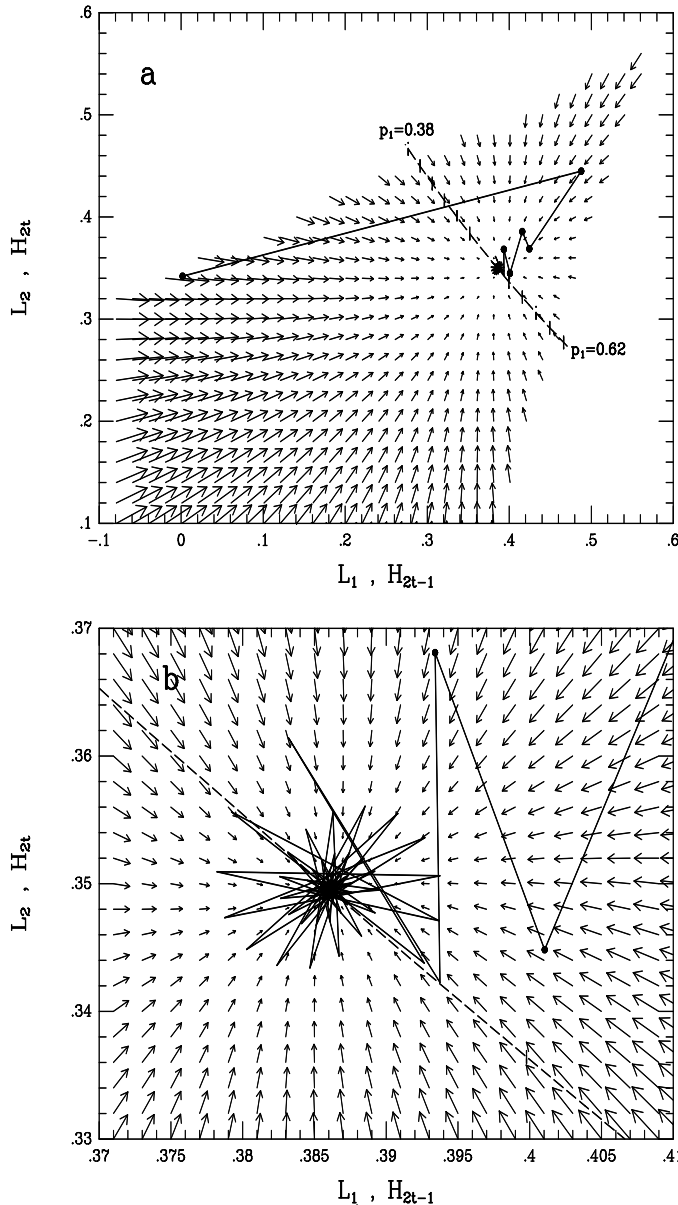


FIG. 2. a) The vector field  $\vec{V}$  and the trajectory of  $H_t$  for the arithmetic mean global coupling. b) Magnification of (a).

As a first example, the coupling function  $H_t$  is assumed to be the arithmetic mean; i.e.,  $H_t = \frac{1}{N} \sum_{n=1}^N x_t^n = \langle x \rangle_t$ . Therefore,  $\Theta_i = p_1 \sigma_i^1 + p_2 \sigma_i^2$ , and  $V_i = \Theta_i - L_i$ , ( $i = 1, 2$ ). Figure 2(a) shows the vector field  $\vec{V}(L_1, L_2, p_1)$  in the region  $R_2^2$  for a partition  $p_1 = 0.477$  and  $p_2 = 1 - p_1$ . The vector field  $\vec{V}(L_1, L_2, p_1)$  is plotted as arrows of length proportional to  $|\vec{V}|$ , direction given by  $\tan^{-1}(V_1/V_2)$ , and origin at  $(L_1, L_2)$ . Figure 2(a) also shows the superposition of the trajectory of the coupling function  $H_t$  constructed by joining  $(H_1, H_2)$  to  $(H_3, H_4) \dots$  to  $(\Phi_1, \Phi_2)$ . Random initial conditions of  $N = 2000$  elements uni-

formly distributed on  $[-1, 1]$  are used, i.e.,  $\langle x \rangle_1 = 0$ . For these initial conditions, the GCM rapidly collapses into two clusters with the chosen partition, i.e.,  $N_1 = 954$  and  $N_2 = 1046$ , respectively. For other initial conditions, different partitions result. In those cases the vector field  $\vec{V}$  maintains the same appearance, except that the point where  $\vec{V} = 0$  moves along the dashed curve in fig. 2(a) as  $p_1$  varies. The two labeled values of  $p_1$  at the ends of the dashed curve in fig. 2(a) indicate the position of the convergent point  $\vec{V} = 0$  for these critical values of  $p_1$ . An OCB of period two with two clusters can not be observed for values of  $p_1$  outside this interval. Note that for the first few iterations, the  $H_t$  transient trajectory is roughly suggested by the field  $\vec{V}$ , since at these early stages the cluster are being formed. As time progresses, the vector field  $\vec{V}$  becomes a better indicator of the evolution of the GCM system toward its OCB, as showed in fig. (2b).

In a second example, we consider the geometric mean of the moduli of the values of the elements of the system as the coupling function, i.e.,  $H_t = \prod_{n=1}^N |x_t^n|^{\frac{1}{N}}$ . Therefore, in the region  $R_2^2$ ,  $\Theta_i = |\sigma_i^1|^{p_1} \times |\sigma_i^2|^{1-p_1}$ , ( $i = 1, 2$ ). Figure 3 again shows the corresponding field  $\vec{V}$  together with the trajectory of the coupling function  $H_t$ . The same initial conditions and system size as in the first example have been used. In this case, the convergence to the OCB is faster in comparison to the first example.

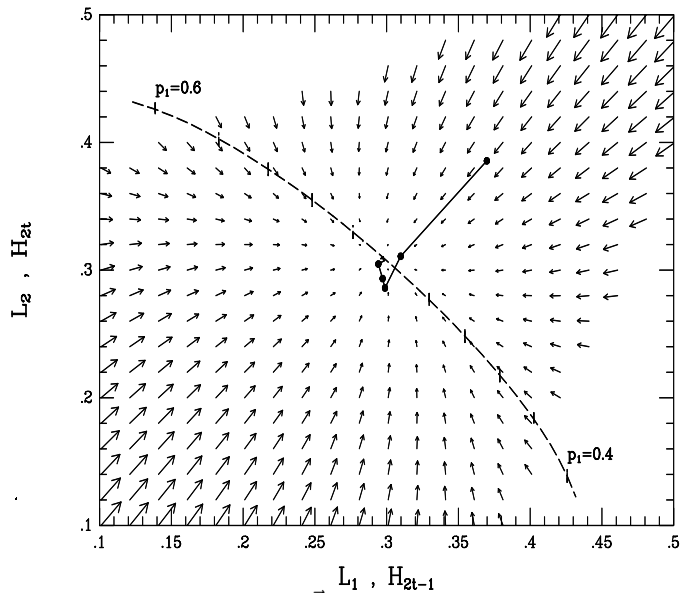


FIG. 3. The vector field  $\vec{V}$  and the trajectory of  $H_t$  for the geometric mean of the moduli coupling.

Finally, the method can be used to infer a global coupling function capable of producing a quasiperiodic OCB with two clusters. This can be achieved by modifying the coupling function of a known case of periodic OCB, just near its convergent point  $\vec{V} = 0$ . Then, we may expect that the modified GCM will not reach its original periodic OCB, but would remain close to it. For the first

example, this can be done by noticing first that when  $\vec{L}$  is near the convergent point, one of the two asymptotic responses of the driven map adopts a value close to 0.86 every two time steps. Then, the coupling function of the first example may be modified in such a way that only near 0.86 the function is drastically affected.

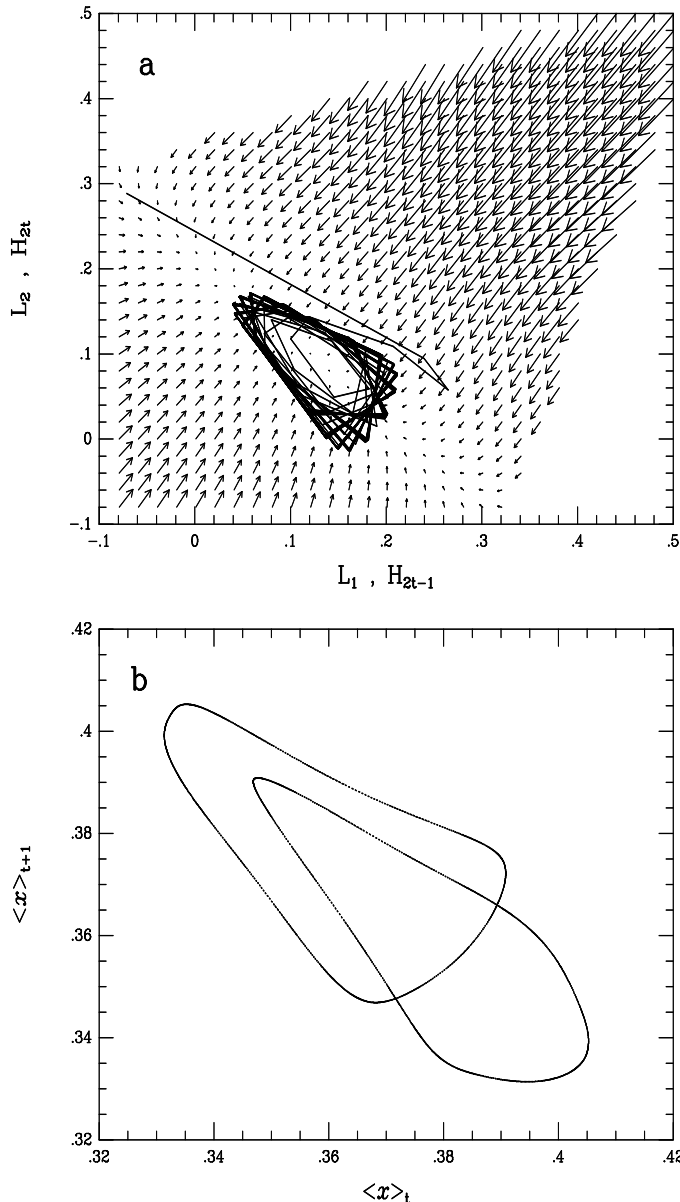


FIG. 4. a) The vector field  $\vec{V}$  and the trajectory of  $H_t$  for the modified arithmetic mean global coupling. b) The corresponding asymptotic return map of the mean state of the system.

We have tried with coupling functions of the type:

$$H_t = \frac{1}{N} \sum_{n=1}^N x_t^n \left[ 1 - a \left( 1 - \exp \left( \frac{1}{b(x_t^n - 0.86)^2} \right) \right) \right]. \quad (8)$$

The results for parameters values  $a = 1.7$  and  $b = 10^3$  in eq. (8) are shown in figure 4(a). Additionally, the return map of the arithmetic mean  $\langle x \rangle_{t+1}$  vs.  $\langle x \rangle_t$  is shown in fig. 4(b). This example shows the usefulness of the method for designing globally coupled systems with specific features. Quasiperiodic OCB appears associated to the type of convergence of the field  $\vec{V}$  occurring in this example. This type of convergence can occur for other  $f(x)$  and  $H_t$ .

A variety of clustered OCB can be predicted for coupled logistic maps with  $r_\infty < r < 2$ , provided that the value of  $\epsilon$  is in the appropriated range, in accordance with fig. 3 of [10]. In the above examples, the field  $\vec{V}$  can be represented on a plane, but for  $P > 3$ , projections of  $\vec{V}$  can reveal its global structure. As  $P$  increases, the computation time increases potentially with  $P$ . Then, numerical methods to search for convergence towards  $\vec{V} = 0$  may be used to speed the process.

In summary, we have presented a method to study the emergence of ordered collective behaviors in globally coupled maps, based on the analogy of these systems with a driven map. A vector field defined on the space of the drive term in the driven map acts as an indicator of the evolution of the coupling function in the GCM. The method can be used to predict if specific types of OCB can take place in a GCM system and to visualize its associated basin of attraction. The limitation of this method lies in the fact that the driven map (eq. (2)) must possess periodic asymptotic responses so that the matrix  $\sigma$  can be defined. A large family of maps fulfill this condition. The examples presented here show that progress in the understanding of the collective behaviors of GCM can be made by investigating its relation with driven maps. Extensions of this method could be applied to phenomena such as control of chaos, chaotic synchronization, phase segregations, and intermittent OCB.

## ACKNOWLEDGMENTS

This work was supported by C.D.C.H.T., Universidad de Los Andes, Mérida, Venezuela.

- 
- [1] See *Theory and Applications of Coupled Map Lattices*, edited by K. Kaneko, Wiley, N. Y., (1993); *Chaos* **2**, No. 3, focus issue on CML, (1992), edited by K. Kaneko.
  - [2] K. Kaneko, *Phys. Rev. Lett.* **65**, 1391 (1990).
  - [3] N. Chatterjee and N. Gupte, *Phys. Rev. E* **53**, 4457 (1996).
  - [4] H. Chaté, A. Lemaitre, P. Marq and P. Manneville, *Physica A* **224**, 447 (1996).
  - [5] H. Chaté and P. Manneville, *Europhys. Lett.* **17**, 291 (1992); *Prog. Theor. Phys.* **87**, 1 (1992).

- [6] K. Wiesenfeld, C. Bracikowski, G. James, and R. Roy, *Phys. Rev. Lett.* **65**, 1749 (1990).
- [7] S. H. Strogatz, C. M. Marcus, R. M. Westervelt, and R. E. Mirollo, *Physica D* **36**, 23 (1989).
- [8] N. Nakagawa and Y. Kuramoto, *Physica D* **75**, 74 (1994).
- [9] K. Kaneko, *Physica D* **75**, 55 (1994); *Physica D* **77**, 456 (1994).
- [10] K. Kaneko, *Physica D* **41**, 137 (1990).
- [11] K. Kaneko, *Physica D* **86**, 158 (1995).
- [12] G. Perez, S. Sinha and H. A. Cerdeira, *Physica D* **63**, 341 (1993).
- [13] K. Kaneko, *Physica D* **54**, 5 (1991).
- [14] A. Pikovsky and J. Kurths, *Physica D* **76**, 411 (1994).
- [15] J. A. C. Gallas, *Physica A* **202**, 196 (1994).