

Periodic Orbit theory for Resonant Tunneling Diodes : comparison with quantum and experimental results

D. S. Saraga¹, T. S. Monteiro¹ and D. C. Rouben²

¹*Dept. of Physics and Astronomy, University College, University of London, Gower St, London WC1E 6BT, U.K.*

²*Centre for Nonlinear Studies and Department of Physics, Hong Kong Baptist University, Hong Kong, P.R. China*
(November 13, 2018)

We investigate whether the quantal and experimental amplitudes of current oscillations of Resonant Tunneling Diodes in tilted fields are obtainable from Periodic Orbit (PO) theories by considering recently proposed PO approaches. We show, for the first time, that accurate amplitudes and frequency shifts for the current oscillations (typically to within a few %) can be obtained from a simple analytical formula both in the stable (torus-quantization) limit and the unstable regimes of the experiments which are dominated by isolated PO's. But we find that the PO approach does not describe quantitatively the dynamically interesting intermediate experimental regimes which appear to be dominated by contributions from complex orbits and multiple non-isolated PO's. We conclude that these regimes will not easily be described by the usual PO approach, even with simple normal forms.

03.65.Sq,05.45+b,73.20.Dx

Mesoscopic systems have been extensively investigated as probes of 'quantum chaos' in real systems. Among these, the Resonant Tunneling Diode (RTD) in tilted fields, first introduced in 1994 [1], has attracted much attention because of the diversity of observed effects it exhibits which have been attributed to Periodic Orbits and 'soft chaos'. For instance, it has been used as an experimental probe of spectral fluctuations due to unstable periodic orbits [1], quantum scarring [2-4], bifurcations [5-8], 'ghosts' [9,10] and the torus quantization regime [10]. All these effects manifest themselves through observed oscillations in the tunneling current of varying amplitude and frequency.

The well-known Gutzwiller Trace Formula (GTF) [11] is a powerful tool in the quantization of chaotic systems. It relates the frequencies and amplitudes of oscillations in the *density of states* to the actions and stabilities of classical periodic orbits (PO's) in a simple analytic formula. However to date we have no equivalent formula which describes the corresponding oscillations in the *tunneling current*. Hence some interpretations of the experiments, for instance whether bifurcating orbits are seen or not, remain controversial [12,13,4]. In [14] a semiclassical treatment of the current was presented, evaluating the Bardeen tunneling matrix element numerically within the Wigner phase-space representation. Thus they could reproduce some interesting experimental features such as regimes of period-doubling of the current.

We show here that a simple analytical formula devel-

oped by Bogomolny and Rouben [15] can yield quantitatively the *amplitudes* of contributions from isolated periodic orbits - stable or unstable. This represents the first demonstration that the amplitudes of the current oscillations may be quantitatively described by a periodic orbit expansion. The formula is in good agreement with results obtained using the approach of [14]. The latter approach provides more flexibility allowing, for instance, excited initial states (which are not required in our calculation). But the advantage of the new formula lies in its simplicity -it is as easy to evaluate as the GTF- and in the physical insight which the analytical expression provides. For instance, it exposes a *shift* between the frequency of the Gutzwiller density of states oscillations and the current oscillations. This shift is small (< 1%) but the resolution of the quantum scaled calculations easily exceeds this. The comparison carried out here confirms that this shift is indeed easily detectable and accurately predicted in terms of classical quantities. Also, the formula reproduces observed features due to torus-quantisation, in agreement with quantal calculations and the simple model we proposed previously [10].

We have applied here a rigorous test to this formula, since we have compared it with a broad range of accurate amplitudes obtained from a scaled quantum spectrum [9,10]. We also compare with the extensive set of experimental data obtained at Bell Labs [6].

Many of the most interesting experimental features, such as period-doublings occur in an intermediate regime characterized by contributions from multiple non-isolated orbits and complex PO's (ghosts). We find here that agreement in this regime is qualitative: both the formula and the approach of [14] yield the rough range of period-doubling regions, but the amplitudes are in poor agreement with quantal results and experiment. In particular, in the two 'ghost' regions we identify, we cannot account for the amplitude of the current oscillations, even with normal form corrections. The strength and persistence of these contributions remains one of the most puzzling features of these experiments since in general 'ghosts' are strongly damped away from the tangent bifurcation where they appear.

We recall briefly the RTD model [1]. In essence, the physical picture is as follows: an electric field F (along x) and a magnetic field B in the $x-z$ plane (at tilt angle θ to the x axis) are applied to a double barrier quantum well.

Electrons in a 2DEG accumulate at the first barrier and tunnel through both barriers giving rise to a tunneling current I . In the process they probe the classical trajectories -regular or chaotic- arising from specular reflection at the barrier walls. The current oscillates as a function of applied voltage V . After rescaling with respect to B , the dynamics at given θ and ratio of injection energy to voltage ($R = E/V \sim 0.15$ for the Bell Lab experiments) depends only on the parameter $\epsilon = V/LB^2$. Regular behaviour occurs at high $\epsilon \sim 20000$ (in atomic units), chaotic behaviour for low $\epsilon \sim 1000$. The well width is $L = 1200\text{\AA}$. As we study here small angles ($\theta \leq 27^\circ$), we neglect the shift $\delta z \sim d \tan \theta$ due to the mean distance d between the 2DEG and the left inner barrier ($x = 0$). At $\theta = 0^\circ$ the current consists of pure period one oscillations, of amplitude independent of ϵ , associated with a straight line PO (t_0), bouncing alternately between walls. This is our reference current amplitude I_0 and we normalise all amplitudes (semiclassical, quantal and experimental) to I_0 .

As θ increases t_0 is no longer a straight line but continues to dominate the period-one oscillations. Due to the relatively short coherence time $\tau \sim 0.1\text{ps}$ [1] just four of the shortest PO's (t_0 , its second traversal $2t_0$ and the period-two PO's S_1 and S') account for all experimental features studied here. Their shape is shown in Fig. 1. Nevertheless, their dynamical behaviour is far from simple. Already in [1] it was observed that these classical PO's appear and disappear abruptly. t_0 undergoes a series of tangent bifurcations, where it ceases to exist as a real PO but leaves a complex 'ghost'. Subsequently, below the tangent bifurcation, a new similar looking PO t'_0 re-appears from the opposite side of the Surface of Section (SOS) and re-stabilizes. S' appears abruptly at the discontinuity in the potential between a barrier and the energy surface due to the magnetic confinement (a 'cusp' bifurcation [8]). It disappears subsequently in a tangent bifurcation also leaving a 'ghost'.

Despite these intricacies, we can identify in the experiments three generic dynamical regimes. These are illustrated in the Surfaces of Section in Fig. 1. They are: (1) $\epsilon \gtrsim 20000$. The torus regime: the large stable island of t_0 yields a period-one current. The current shows 'jumps' associated with torus quantization. (2) $20000 \gtrsim \epsilon \gtrsim 3000$. Intermediate regime, with contributions from multiple non-isolated PO's or complex orbits. (3) $\epsilon \sim 3000 - 1000$. Unstable regime. We can identify contributions from unstable, isolated PO's such as S_1 (the period-two oscillation identified in the original Nottingham experiments [1]). We show below that the new semiclassical formula gives excellent results in (1) and (3) but rather poor results in the intermediate regime.

The theoretical scaled current (neglecting experimental broadening due to incoherent processes) is a density of states weighted by a tunneling matrix element: $I(N) = \sum_i W_i \delta(N - N_i)$.

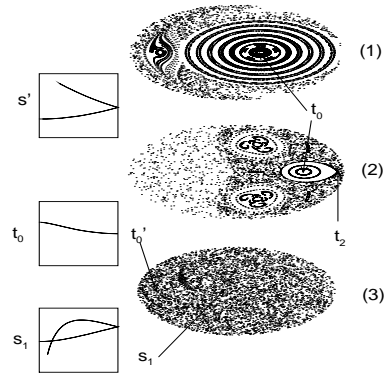


FIG. 1. Shape in $x - z$ plane of the main PO's t_0 (period-one), S' and S_1 (period-2). The SOS's illustrate, for $\theta = 11^\circ$, three generic dynamical regimes typical of $\theta = 10 - 30^\circ$. (1) $\epsilon = 20000$. Large stable island. (2) $\epsilon = 7000$. Intermediate regime. t_0 about to undergo a tangent bifurcation near the edge of the SOS, which will remove the real PO. This regime is characterised by contributions from non-isolated PO's or complex orbits. (3) $\epsilon = 3000$. Unstable regime. The new t'_0 PO has re-appeared on the far side of the SOS. A strong period-two signal from the isolated unstable PO S_1 , which occupies the central region most accessible to the tunneling electrons, is seen in the experiments.

The experimental range ($V = 0.1 - 1.1$ V) corresponds to $N \sim 12 - 43$, which gives an average $N \sim \hbar^{-1} \sim 28$ corresponding to $V = 0.5$ V. In fact N is a re-scaled magnetic field [9,10]: $N = BL\sqrt{2mL\epsilon(R+1/2)}/\pi$. In our calculations we used the Bardeen matrix element [16] form for the tunneling probability. Then as explained in [15], one can re-express the matrix element in terms of energy Green's functions and use their semiclassical expansion over classical paths. We consider the initial state describing the electrons prior of tunneling to be the lowest Landau state: $\phi_0(z) = \sqrt{B \cos \theta / \pi} \exp(-B \cos \theta z^2 / 2)$. Then the tunneling current is given by:

$$I(B) \propto \Re \int dz \int dz' \sum_{\text{cl}(z \rightarrow z')} m_{12}^{-1/2} e^{iS(z, z')} e^{-B \cos \theta (z^2 + z'^2)/2}$$

where $m_{12} = \frac{\partial z}{\partial p_{z_0}}$.

The integrals were evaluated analytically by stationary phase with the condition $\partial S / \partial z = \partial S / \partial z' = 0$. This condition implies that only PO's starting with null momentum $p_z = 0$ contribute. The resulting contribution to the normalized current $I_{\text{norm}}(B) = I(B)/I_0$ for a given periodic orbit is approximated by:

$$I_{\text{norm}}(B) = \Re e^{\frac{iB(\tilde{S} + \Delta\tilde{S}) + i\mu\pi/2 - B\xi}{\sqrt{-\cos\theta m_{12} + m_{21}/\cos\theta + 2im_{11}}}}$$

$$\Delta\tilde{S} = \cos\theta z_0^2 \gamma / (1 + \gamma^2); \quad \xi = \cos\theta z_0^2 \gamma^2 / (1 + \gamma^2)$$

$$\gamma = \frac{m_{11} - 1}{\cos\theta m_{12}},$$

where μ is a Maslov index, \tilde{S} and m_{ij} are the scaled

action and element of the classical monodromy matrix of the PO, with starting position ($x = 0, z = z_0$). The semiclassical theory predicts that the frequency of the current oscillations is shifted relative to the scaled action \tilde{S} by $\Delta\tilde{S}$.

We show in Fig. 2 the scaled action of t_0 , the semiclassical frequency $\tilde{S} + \Delta\tilde{S}$ and the quantum frequency obtained by Fourier transform. The shift of frequency is $\sim 1\%$ at most, but clearly we can see that the shifted frequency is in excellent agreement with the quantal results.

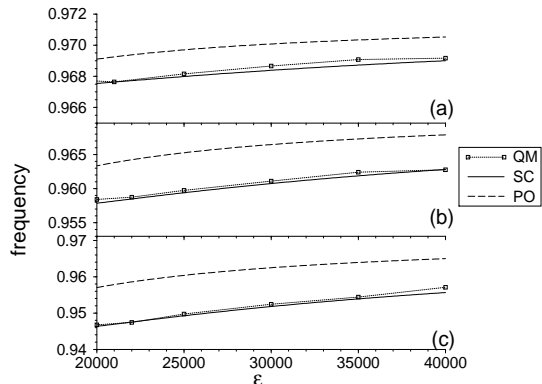


FIG. 2. Frequency of period one oscillation at (a) $\theta = 11^\circ$, (b) 20° and (c) 27° . Squares = quantum frequency (QM). Dashed line = action of the t_0 (PO). Solid line = semiclassical frequency (SC), which is shifted relative to the action of the classical PO but is in excellent agreement with the quantum results.

In [10] we explained how one may extract experimental PO amplitudes in the case where the current has just a pure period one or two oscillation, by removing the smooth non-oscillatory component. This is only possible in a restricted range of the experiments. Also, to compare with theory we must in addition consider two factors: *i*) the experimental features are displaced to a lower voltage relative to the theoretical value $V = FL$; *ii*) incoherent processes damp each PO contribution by a factor $e^{-T/\tau}$ where T is the period of the PO. For the voltage displacement, we found that all PO features appearing at $V = 0.5$ V in the calculated spectra are systematically displaced to a voltage 30% smaller in the experiment. For example in [9], where characteristic line profiles were correlated with different dynamical regimes, we showed that the distinctive spectral signature of a bifurcation, seen in the quantal spectra at $\epsilon = 13000$, is seen in the experiment at $\epsilon = 10000$. Much of this voltage shift is accounted for by the voltage dependence of the effective mass [10]. Hence we took $\epsilon \rightarrow 1.3 \times \epsilon$ for the experiments, for all angles and all values of ϵ . Then we found that, for all angles $\theta = 11 - 27^\circ$, the position of the theoretical and experimental period-doubling maxima are in good agreement.

For the damping we find that the *amplitudes* of the maximum period-doubling current would coincide if we chose τ in the range $0.10 - 0.12$ ps for a given angle. This is remarkably consistent with the expected $\tau \sim 0.1$ ps suggested in [1]. We chose a representative value $\tau = 0.11$ ps for all the experimental amplitudes. In effect period-two amplitudes are damped by incoherent processes by about an order of magnitude relative to I_0 .

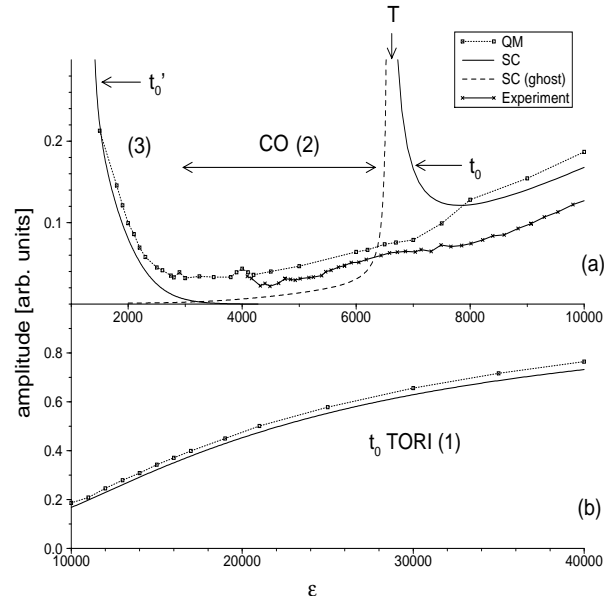


FIG. 3. Quantal (QM), semiclassical (SC) and experimental amplitudes for period one oscillations at $\theta = 11^\circ$ for (a) regimes (2) and (3) with tangent bifurcation (T), complex orbit (CO); (b) torus regime (1). The semiclassical formula gives excellent results where the PO is isolated ie for $\epsilon > 8000$ (t_0) and $\epsilon < 2000$ (t'_0) but gives poor results near the bifurcation and for $\epsilon = 6500 - 3000$ in the CO region, even including the ghost PO. Reliable experimental period one amplitudes are only obtainable at 0.5 V from $\epsilon = 4000$ up to the start of a period-doubling region at $\epsilon \sim 9000$.

We show in Fig. 3 the amplitudes of the experimental, quantal and semiclassical period one current at $\theta = 11^\circ$ from the torus regime through to the unstable regime. For high ϵ [regime (1)] the semiclassical current in Fig. 3(b) is due to the stable t_0 and its tori, and the agreement with the quantal calculation is excellent. However, the most interesting dynamical region is at $\epsilon = 3000 - 6000$, where there is a significant quantal/experimental current but no real t_0 PO (t_0 disappears in a tangent bifurcation at $\epsilon = 6500$, and reappears at $\epsilon = 4300$; between $4300 - 3000$ the new t_0 is not easily accessible to the tunneling electrons so its contribution is negligible). Here [regime (2)] the semiclassical result is poor even when we include the 'ghost' complex PO. Even with a cubic normal form, which we do not present here, agreement remains poor. Quantitative agreement is once again good when the 're-

born' isolated real t'_0 orbit dominates the current for $\epsilon < 2500$ [regime(3)].

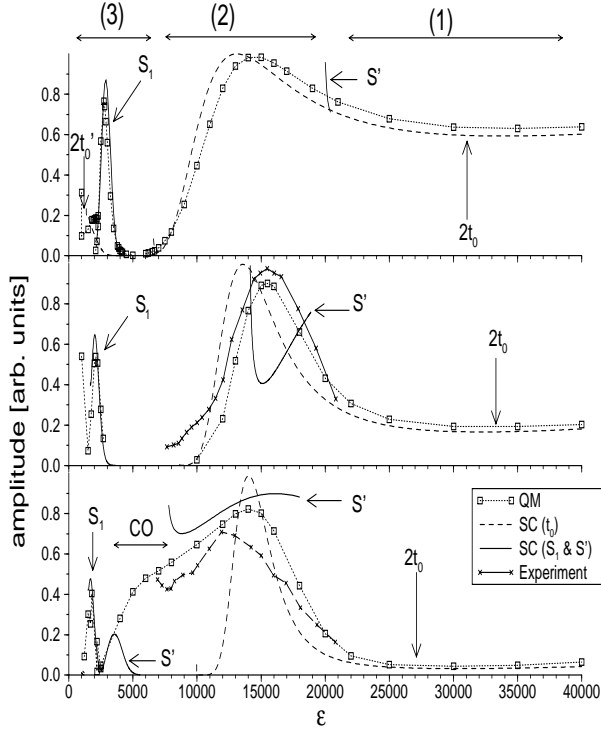


FIG. 4. Quantal (QM), semiclassical (SC) and experimental amplitudes for period two current at (a) $\theta = 11^\circ$, (b) $\theta = 20^\circ$ and (c) $\theta = 27^\circ$. As previously we have 3 regimes. (1) stable and (3) unstable isolated PO, where the semiclassical formula is good. In regime (2) in contrast we have the non-isolated contributions of $2t_0$ and S' which cannot be added straightforwardly. Hence we simply show the individual contributions. Here agreement between the formula and quantum calculations/ experiment is poor. S' appears abruptly at a cusp bifurcation ($\epsilon \sim 18000$) and disappears in a tangent bifurcation at lower ϵ , below which the experiment shows a slowly declining 'plateau' due to a complex orbit (CO).

In Fig. 4 we show a comparison between experimental, quantal and semiclassical amplitudes of the period two current at $\theta = 11^\circ, 20^\circ$ and 27° . We were unable to read reliable experimental period-two amplitudes for $\theta = 11^\circ$ as a strong period one beat is also present. At $\theta = 20^\circ$ and 27° , the quantal calculations and the experiments are in very good agreement. As expected in the large stable island regime $\epsilon > 25000$ [regime (1)] agreement between the semiclassics and quantum is excellent. This is also the case for $\epsilon < 3000$ [regime (3)]. Here, the isolated unstable PO S_1 describes the current very well.

However, in the intermediate regime (2), the quantum current requires a coherent superposition of the non-isolated PO's $2t_0$ and S' . A straightforward sum (allowing for their phases) yields poor results. $2t_0$ and S'

have near identical actions, unresolvable in the quantum Fourier transform spectroscopy. The $2t_0$ contribution comes from Miller tori localized on the large stable island and, due to the moderate values of \hbar , substantially beyond the island boundary. A phase-space analysis with Wigner and Husimi functions shows that the S' scars are mixed in with the outer tori of the t_0 island. Hence both their action and phase-space localization coincide. At 11° however, the contribution of S' is small and occupies a narrow range in ϵ . In this case the semiclassical amplitudes are quite good. This is not the case at 27° . Both the individual island ($2t_0$) and S' contributions are significant between $\epsilon = 20000 - 12000$ and there is no agreement with the quantal results. For $\epsilon < 8000$ the $2t_0$ contribution is negligible and S' has disappeared into the complex plane in a tangent bifurcation. Even including the S' -ghost, we were unable to obtain quantitative agreement in this complex orbit (CO) region spanning $\epsilon = 8000 - 5000$. We note that the slowly declining 'plateau' seen quantally and in the experiment is a surprising and unexpected feature, since 'ghosts' should be exponentially suppressed as the imaginary component of the action grows.

We have also compared with the alternative semiclassical approach in [14]. All regimes considered here and in [14] involved PO's with initial $p_z = 0$. In that case, and assuming the lowest Landau state for the initial state, we have found that the numerical integral (5) of [14] reduces to the analytical formula here. Both encounter the same difficulties in regime (2). We note that although [15] requires the $p_z = 0$ selection rule, [14] requires only p_z to be *small*. As yet we have no unambiguous experimental detection of a PO with $p_z > 0$.

Finally, we note that in general, the approach of [15] would predict complex stationary phase points. Their complex part has been neglected in order that the theory may obtain PO's. Our work [17] indicates that the consistent failure of the PO formalism in the intermediate regime, despite the usual normal form corrections, may require that the usual PO picture be partly abandoned since complex *non-periodic contributions* -as opposed to 'ghosts' which are complex PO's- may be essential.

We are greatly indebted to E. Bogomolny, E. Narimanov and D. Stone for helpful discussions. We also wish to thank G. Boebinger for providing us his experimental data. T. S. M. acknowledges funding from the EPSRC. D. S. S. acknowledges the financial support from the TMR programme.

[1] T. M. Fromhold et al., Phys. Rev. Lett. **72**, 2608 (1994).
[2] P. B. Wilkinson, T. M. Fromhold and L. Eaves, Nature

- 380**, 608 (1996); T. M. Fromhold et al., Phys. Rev. Lett. **75**, 1142 (1995).
- [3] E. E. Narimanov and A. D. Stone, Phys. Rev. Lett. **80**, 49 (1998).
 - [4] T. S. Monteiro, D. Delande and J. P. Connerade, Comment, Nature **387**, 863 (1997).
 - [5] D. L. Shepelyansky and A. D. Stone, Phys. Rev. Lett. **74**, 2098 (1995).
 - [6] G. Muller, G. S. Boebinger, H. Mathur, L. N. Pfeiffer and K. W. West, Phys. Rev. Lett. **75**, 2875 (1995).
 - [7] T. S. Monteiro and P. A. Dando, Phys. Rev. E **53**, 3369 (1996).
 - [8] E. E. Narimanov and A. D. Stone, Phys. Rev. B **57**, 9807 (1998).
 - [9] T. S. Monteiro, D. Delande, A. J. Fisher and G. S. Boebinger, Phys. Rev. B **56**, 3913 (1997).
 - [10] D. S. Saraga and T. S. Monteiro, Phys. Rev. E **57**, 5252 (1998).
 - [11] M. Gutzwiller, Chaos in Classical and Quantum Mechanics (Springer Verlag, New York 1990).
 - [12] Fromhold et al., Comment, Phys. Rev. Lett. **78**, 2865 (1997).
 - [13] G. S. Boebinger, E. E. Narimanov and A. D. Stone, Reply to Comment, Phys. Rev. Lett. **78**, 2866 (1997).
 - [14] E. E. Narimanov, A. D. Stone and G. S. Boebinger, Phys. Rev. Lett. **80**, 4024 (1998).
 - [15] E. B. Bogomolny and D. C. Rouben, submitted to Europhys. Lett. (1998), cond-mat/9801171.
 - [16] J. Bardeen, Phys. Rev. Lett. **6**, 57 (1961).
 - [17] D. S. Saraga and T. S. Monteiro, in preparation.