

# High current-carrying capability in c-axis-oriented superconducting MgB<sub>2</sub> thin films

Hyeong-Jin Kim, W. N. Kang\*, Eun-Mi Choi, Mun-Seog Kim, Kijoon H.P. Kim, and Sung-Ik Lee

*National Creative Research Initiative Center for Superconductivity  
and Department of Physics, Pohang University of Science and Technology,  
Pohang 790-784, Republic of Korea*

In high-quality c-axis-oriented MgB<sub>2</sub> thin films, we observed high critical current densities ( $J_c$ ) of  $\sim 16$  MA/cm<sup>2</sup> at 15 K under self fields comparable to, and exceeding, those of cuprate high-temperature superconductors. The extrapolated value of  $J_c$  at 5 K was estimated to be  $\sim 40$  MA/cm<sup>2</sup>. At a magnetic field of 5 T, a  $J_c$  of  $\sim 0.1$  MA/cm<sup>2</sup> was detected at 15 K, suggesting that this compound would be a very promising candidate for practical applications at high temperature and lower power consumption. The vortex-glass phase is considered to be a possible explanation for the observed high current carrying capability.

The recent discovery of the binary metallic MgB<sub>2</sub> superconductor [1] with a remarkably high transition temperature  $T_c = 39$  K has attracted great interest in both basic scientific [2–6] and practical applications [7–14]. This new compound is expected to be useful for superconducting magnets and microelectronic devices at low cost because its transition temperature is 2 – 4 times higher than those of conventional metallic superconductors such as Nb<sub>3</sub>Sn and Nb-Ti alloy. The strongly linked nature of the intergrains [7] with a high charge carrier density [6] in this material is a further indication of its possible use in technological applications. Recently, an upper critical field,  $H_{c2}(0)$ , of 29 ~ 39 T [8,9], which was much higher than previously reported, was observed, suggesting that MgB<sub>2</sub> should be of considerable use for practical application in superconducting solenoids using mechanical cryocoolers, such as closed-cycle refrigerator. In addition to the higher  $T_c$  and  $H_{c2}$  in MgB<sub>2</sub>, the magnitude of the critical current density is a very important factor for practical applications. For example, if a superconducting wire carries a high electric power, the size of the cryogenic system can be reduced considerably so that the system can operate with lower power consumption. Indeed, the successful fabrication of Fe-clad MgB<sub>2</sub> tape has been reported [10]. This tape showed a  $J_c$  of  $1.6 \times 10^4$  A/cm<sup>2</sup> at 29.5 K under 1 T, which is encouraging for practical application of MgB<sub>2</sub>.

In order to explain the nature of the vortex state in strong magnetic field for cuprate high- $T_c$  superconductors (HTS), Fisher *et al.* [15] proposed the theory of vortex-glass superconductivity by considering both the pinning and the collective effects of vortex lines. According to this theory, a diverging vortex glass correlation length ( $\xi$ ) near the vortex-glass transition ( $T_g$ ) can be described by  $\xi \sim |T - T_g|^{-\nu}$  and a correlation time scale  $\xi^z$ , where  $\nu$  is a static exponent and  $z$  is a dynamic exponent; thus,  $I - V$  curves can be expressed by universal scaling functions. For HTS, experimental evidence of a vortex glass phase has been reported [16]. Moreover, a vortex-glass transition was observed in an untwinned

single crystal of YBa<sub>2</sub>Cu<sub>3</sub>O<sub>7</sub> after inducing a sufficiently high density of pinning centers, suggesting that a vortex-glass phase may be one origin of the high  $J_c$  [17].

In this Letter, we report a high current-carrying capability in high-quality MgB<sub>2</sub> thin films, which was confirmed by direct current-voltage ( $I - V$ ) measurements for various magnetic fields and temperatures. Furthermore, the vortex glass phase will be discussed as a possible origin of the high  $J_c$  in MgB<sub>2</sub> thin films.

The MgB<sub>2</sub> thin films were fabricated using a two-step method; the detailed process is described elsewhere [11]. Briefly, an amorphous B thin film was deposited on a (1  $\bar{1}$  0 2) Al<sub>2</sub>O<sub>3</sub> substrate at room temperature by using pulsed laser deposition. The B thin film was put into a Nb tube together with high purity Mg metals (99.9%) and the Nb tube was then sealed using an arc furnace in an Ar atmosphere. The heat treatment was carried out at 900 C for 10 - 30 minutes in an evacuated quartz ampoule, which was sealed under high vacuum. The film thickness was 0.4  $\mu$ m, which was confirmed by scanning electron microscopy. X-ray  $\theta - 2\theta$  diffraction patterns indicated that the MgB<sub>2</sub> thin film had a highly c-axis-oriented crystal structure normal to the substrate surface; no impurity phase was observed. The  $\phi$ -scan x-ray diffraction patterns showed randomly oriented crystal structures along ab-plane of the thin film. In order to measure the  $I - V$  characteristics, we used standard photolithography, and then chemical etching in an acid solution, HNO<sub>3</sub> (50%) and pure water (50%), to pattern the thin films into microbridge shapes (inset of Fig.1) with strip dimensions of 1 mm long and 65  $\mu$ m wide. To obtain good ohmic contacts ( $< 1 \Omega$ ), we coated the contact pads with Au films after using Ar ion-beam milling to clean the film surface. This patterning process didn't degrade the superconducting properties of the MgB<sub>2</sub> thin films.

Figure 1 shows the typical temperature dependence of the resistivity of a MgB<sub>2</sub> thin film measured after patterning into a microbridge shape. An onset transition temperature of 39 K with a very sharp transition of  $\sim 0.2$  K, determined from the 90%-to-10% drop off of

the normal-state resistivity, was observed. The observed room-temperature (300 K) resistivity of  $11.9 \mu\Omega \text{ cm}$  for the thin film was similar to that in a polycrystalline  $\text{MgB}_2$  wire [12], and a residual resistivity ratio,  $\text{RRR} = \rho(300\text{K})/\rho(40\text{K})$ , of 2.3, which is much smaller than the value in the  $\text{MgB}_2$  wire, was observed. This large difference between the RRR values depends on the synthesis method, and its cause is still under debate [6,14]. A very small (less than 0.5%) magnetoresistance was observed at 5 T and 40 K.

We used a superconducting quantum interference device magnetometer (SQUID, Quantum Design) to measure the magnetization ( $M$ - $H$ ) hysteresis loops of  $\text{MgB}_2$  thin films in the field range of  $-5 \text{ T} \leq H \leq 5 \text{ T}$  with the field parallel to the  $c$  axis. Figure 2 shows the  $M$ - $H$  curves at temperatures of 5, 15, and 35 K. Below  $T = 10 \text{ K}$ , the magnetization at low field decreases with decreasing temperature (lower panel of Fig. 2), indicating a dendritic penetration of vortices. This may be explained by a thermomagnetic instability in the flux dynamics [18]. Therefore, we may not apply the Bean critical state model in this temperature region.

Figure 3 shows  $J_c$ , estimated from the  $M$ - $H$  loops (open symbols) and measured directly by using a transport method (solid symbols), as a function of temperatures for various magnetic fields. The transport  $J_c$  was determined by using a voltage criterion of  $1 \mu\text{V}/\text{mm}$ . We calculated the values of  $J_c$  from the  $M$ - $H$  curves, by using the Bean critical state model ( $J_c = 30\Delta M/r$ ), where  $\Delta M$  is the height of  $M$ - $H$  loops. Here, we used  $r = 1.784 \text{ mm}$ , which is the radius corresponding to the total area of the sample size, and was calculated from  $\pi r^2 = 4 \times 2.5 \text{ mm}^2$ . With this sample size, the  $J_c$  curves obtained from the  $M$ - $H$  loops and the  $I$ - $V$  measurements coincided, indicating the strongly linked nature of the intergrains on the thin film; this behavior is different from that of the HTS [19]. Under a self field, the  $J_c$  was  $\sim 16 \text{ MA}/\text{cm}^2$  at 15 K. This value is higher than the  $J_c$  of  $10 \text{ MA}/\text{cm}^2$  observed in polycrystalline  $\text{MgB}_2$  films grown on (0001)  $\text{Al}_2\text{O}_3$  and (100)  $\text{MgO}$  substrates [20]. As mentioned before, since the critical state model cannot be applied to the temperature region below 15 K, the transport  $J_c$  at 5 K is probably higher than that estimated by the Bean critical state model. From  $I - V$  measurements using polycrystalline thin film, a monotonic increase of the critical current density with decreasing temperature was observed at low temperature [20]. Based on the temperature dependence of  $J_c$  measured at 0.5 T, the extrapolated value of  $J_c$  at 5 K was estimated to be  $\sim 40 \text{ MA}/\text{cm}^2$ . This value is comparable to that of  $\text{YBa}_2\text{Cu}_3\text{O}_7$  thin film [21], and even exceeds the values for other HTS, such as Hg- and Bi-based superconductors [22,23]. The high  $J_c$  of  $\sim 0.1 \text{ MA}/\text{cm}^2$  at 37 K under a self field suggests that  $\text{MgB}_2$  thin films have very high potential for low-cost applications in electronic devices operating at high temperature, such as microwave devices and portable SQUIDS

sensors, by using miniature refrigerators. At  $H = 5 \text{ T}$ , the current-carrying capability of  $0.1 \text{ MA}/\text{cm}^2$  at 15 K may be of considerable importance for practical applications in superconducting solenoids using mechanical cryocoolers with low power consumption, if we can fabricate high-quality  $\text{MgB}_2$  thick films or tapes.

In order to investigate the vortex-phase diagram of  $\text{MgB}_2$  thin films, we measured the  $I$ - $V$  characteristics for various magnetic fields, as shown in Fig. 4. The  $I$ - $V$  curves in the upper inset of Fig. 4 are very similar to those features of  $\text{YBa}_2\text{Cu}_3\text{O}_7$  superconductor [16] around the vortex-glass transition temperature  $T_g$ . According to the vortex-glass theory [15],  $I$ - $V$  curves show positive curvature for  $T > T_g$ , negative curvature for  $T < T_g$ , and a power-law behavior at  $T_g$ , which is in good agreement with our results with  $T_g = 26.15 \text{ K}$  at  $H = 3 \text{ T}$ . Furthermore, near  $T_g$ , these  $I$ - $V$  curves can be described by a universal scaling function with two common variables,  $V_{sc} = V/I|T - T_g|^{\nu(z-1)}$  and  $I_{sc} = I/T|T - T_g|^{2\nu}$ . All the  $I$ - $V$  curves collapse onto a scaling function with a static exponent of  $\nu = 1.0$  and a dynamic exponent of  $z = 4.5$ . These values for the exponents are in good agreement with the theoretical predictions for a three-dimensional (3D) system. This scaling behavior is also followed by the  $I$ - $V$  curves measured at other fields from 1 to 5 T. The bottom inset of Fig. 4 shows the phase diagram in the  $H$ - $T$  plane. The  $H_{c2}(T)$  were estimated from the  $R$ - $T$  curves when the resistivity drops to 90% of the normal-state resistivity. We find that the vortex-glass region of  $\text{MgB}_2$  is wide, implying that the pinning force is very strong at low temperature. We suggest that the high current-carrying capability of the  $\text{MgB}_2$  superconductor probably originates from a 3D vortex-glass phase with strong pinning disorder, and from a higher density of charge carriers [6]. Indeed, the vortex-glass phase of untwinned YBCO single crystals was observed only for high disordered samples after proton irradiation whereas a vortex-lattice melting transition was observed in pristine samples [17].

In summary, we have studied  $J_c$  in  $\text{MgB}_2$  thin films by using both the  $M$ - $H$  hysteresis and  $I$ - $V$  measurements. We find that these two set of data collapse quite well into one curve over the entire temperature region, indicating the strongly linked current flow in this material. For a magnetic field of 5 T, a critical current density of  $\sim 0.1 \text{ MA}/\text{cm}^2$  was detected at 15 K, suggesting that this compound is a very promising candidate for practical applications at high temperature, such as liquid-He-free superconducting magnet systems and superconducting electronic devices, and using mechanical or miniature cryocoolers with lower power consumption. We suggest a 3D vortex-glass phase as a possible origin for the high current-carrying capability of  $\text{MgB}_2$ .

## ACKNOWLEDGMENTS

This work is supported by the Creative Research Initiatives of the Korean Ministry of Science and Technology.

- 
- \* E-mail address: wnkgang@postech.ac.kr
- [1] J. Nagamatsu *et al.*, Nature **410**, 63 (2001).
  - [2] S. L. Bud'ko *et al.*, Phys. Rev. Lett. **86**, 1877 (2001).
  - [3] D. K. Finnemore *et al.*, Phys. Rev. Lett. **86**, 2420 (2001).
  - [4] G. Karapetrov, M. Iavarone, W. K. Kwok, G. W. Crabtree, and D. G. Hinks, Phys. Rev. Lett. **86**, 4374 (2001).
  - [5] J. M. An and W. E. Pickett, Phys. Rev. Lett. **86**, 4366 (2001).
  - [6] W. N. Kang, Hyeong-Jin Kim, Eun-Mi Choi, Kijoon H. P. Kim, and Sung-Ik Lee, cond-mat/0105024 (2001).
  - [7] D. C. Labalestier *et al.*, Nature **410**, 186 (2001).
  - [8] M. H. Jung *et al.*, Science, Submitted (2001).
  - [9] S. Paitnaik *et al.*, cond-mat/0104562 (2001).
  - [10] S. Soltanian *et al.*, cond-mat/0105152 (2001).
  - [11] W. N. Kang, Hyeong-Jin Kim, Eun-Mi Choi, C. U. Jung, and Sung-Ik Lee, Science 12 April 2001 (10.1126/science.1060822).
  - [12] P. C. Canfield *et al.*, Phys. Rev. Lett. **86**, 2423 (2001).
  - [13] Y. Bugoslavsky *et al.*, Nature **410**, 563 (2001).
  - [14] C. B. Eom *et al.*, cond-mat/0103425 (2001).
  - [15] M. P. A. Fisher, Phys. Rev. Lett. **62**, 1415 (1989); D. S. Fisher, M. P. A. Fisher, and D. A. Huse, Phys. Rev. B **43**, 130 (1991).
  - [16] R. H. Koch *et al.*, Phys. Rev. Lett. **63**, 1511 (1989); N.-C. Yeh *et al.*, Phys. Rev. B **45**, 5654 (1992); H. Wen *et al.*, Phys. Rev. Lett. **80**, 3859 (1998); and references therein.
  - [17] A. M. Petrean *et al.*, Phys. Rev. Lett. **84**, 5852 (2000).
  - [18] T. H. Johansen *et al.*, cond-mat/0104113 (2001).
  - [19] L. Krusin-Elbaum, C. C. Tsuei, and A. Gupta, Nature **373**, 676 (1995), and references therein.
  - [20] S. H. Moon *et al.*, cond-mat/0104230 (2001).
  - [21] R. Roas, L. Schultz, and G. Saemann-Ischenko, Phys. Rev. Lett. **64**, 479 (1990).
  - [22] W. N. Kang, R. L. Meng and C. W. Chu, Appl. Phys. Lett. **73**, 381 (1998).
  - [23] H. Yamasaki *et al.*, Phys. Rev. Lett. **70**, 3331 (1993).

FIG. 1. Resistivity vs. temperature for an MgB<sub>2</sub> thin film grown on an Al<sub>2</sub>O<sub>3</sub> substrate by using pulsed laser deposition with post annealing. The inset shows the narrow bar pattern, 65  $\mu\text{m} \times 1 \text{ mm}$ , of the MgB<sub>2</sub> thin film.

FIG. 2. Upper part shows the  $M - H$  hysteresis loop at 5 K (solid circles), 15 K (open circles), and 35 K (triangles). The lower is a magnified view of the low-field region at 5 and 15 K.

FIG. 3. Temperature dependence of the critical current density of MgB<sub>2</sub> thin films for  $H = 0 - 5 \text{ T}$  extracted from the  $M - H$  (open symbols) and the  $I - V$  (solid symbols) curves.  $J_c = 0.1 \text{ MA/cm}^2$  is a common benchmark for practical applications.

FIG. 4. Vortex-glass scaling behavior. When two variables,  $V_{sc} = V/I|T - T_g|^{\nu(z-1)}$  and  $I_{sc} = I/T|T - T_g|^{2\nu}$ , are used, the  $I - V$  curves collapse into a scaling function near the vortex-glass phase transition temperature. The upper inset shows the  $I - V$  characteristics for  $T = 24.8 - 28 \text{ K}$  in 0.2 K steps under a field of  $H = 3 \text{ T}$ . The lower inset shows the phase diagram based on a vortex-glass (VG) to vortex-liquid (VL) transition.

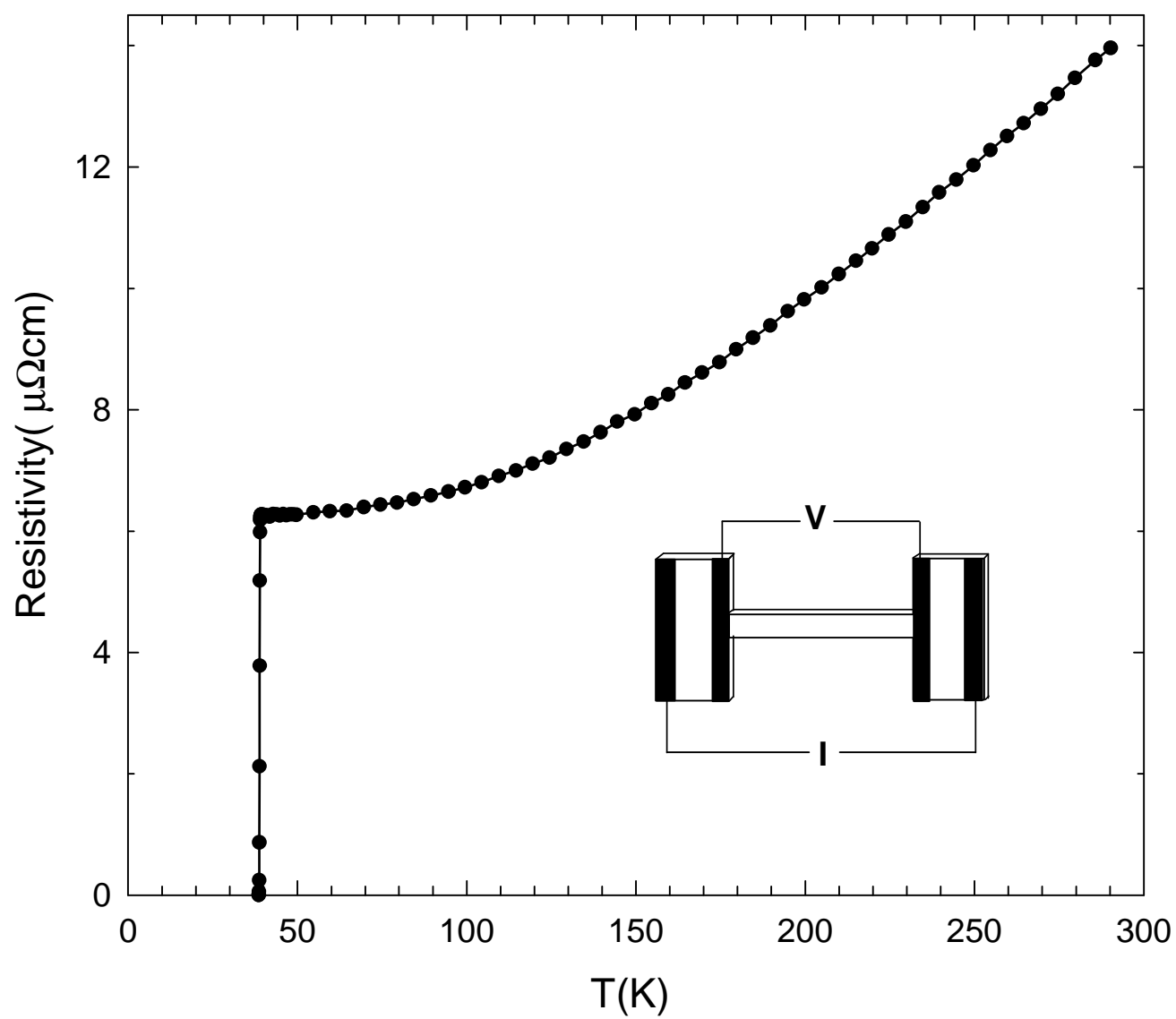


Fig.1.Hyeong-JinKim *etal*

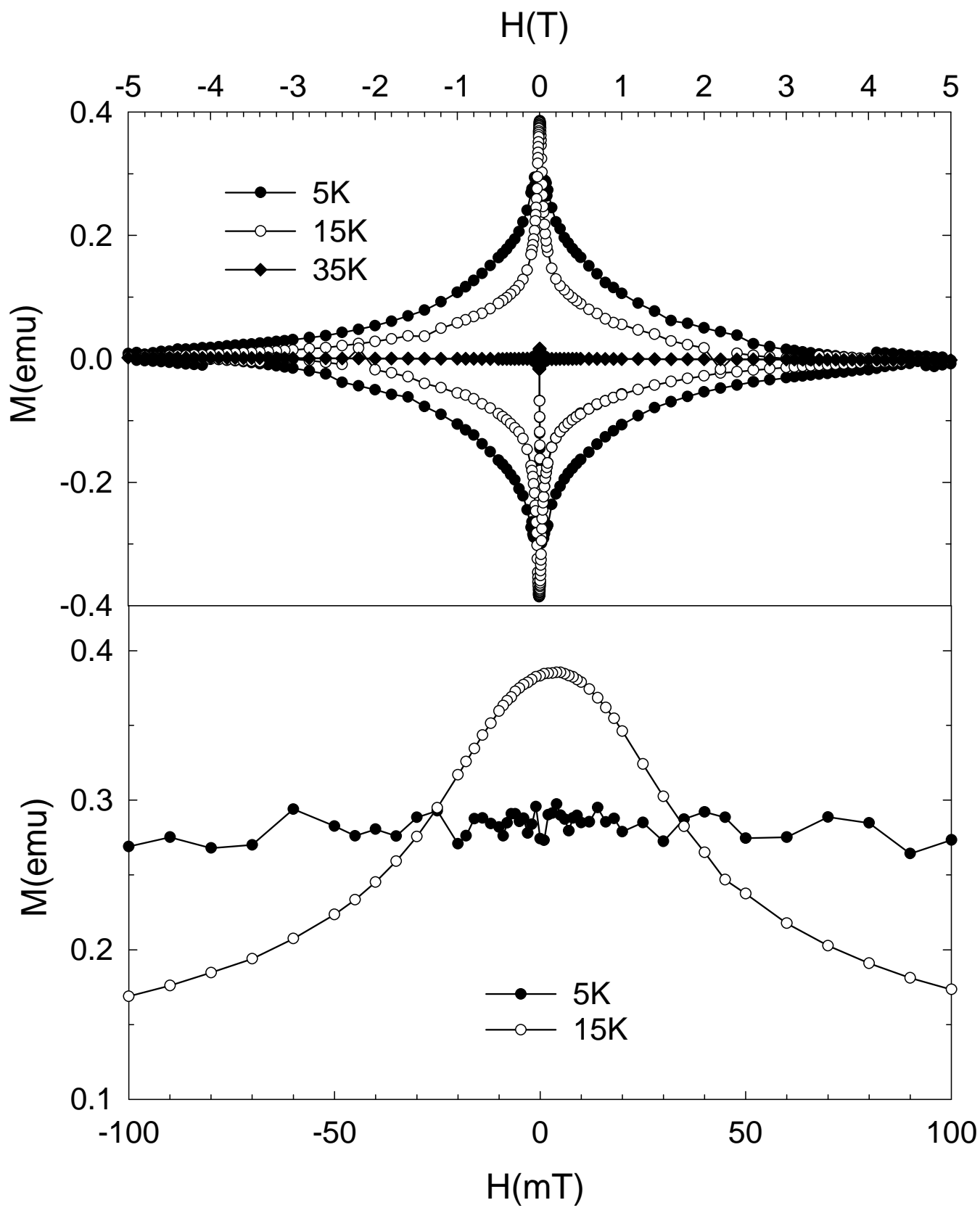


Fig.2 Hyeong-Jin Kim *et al*

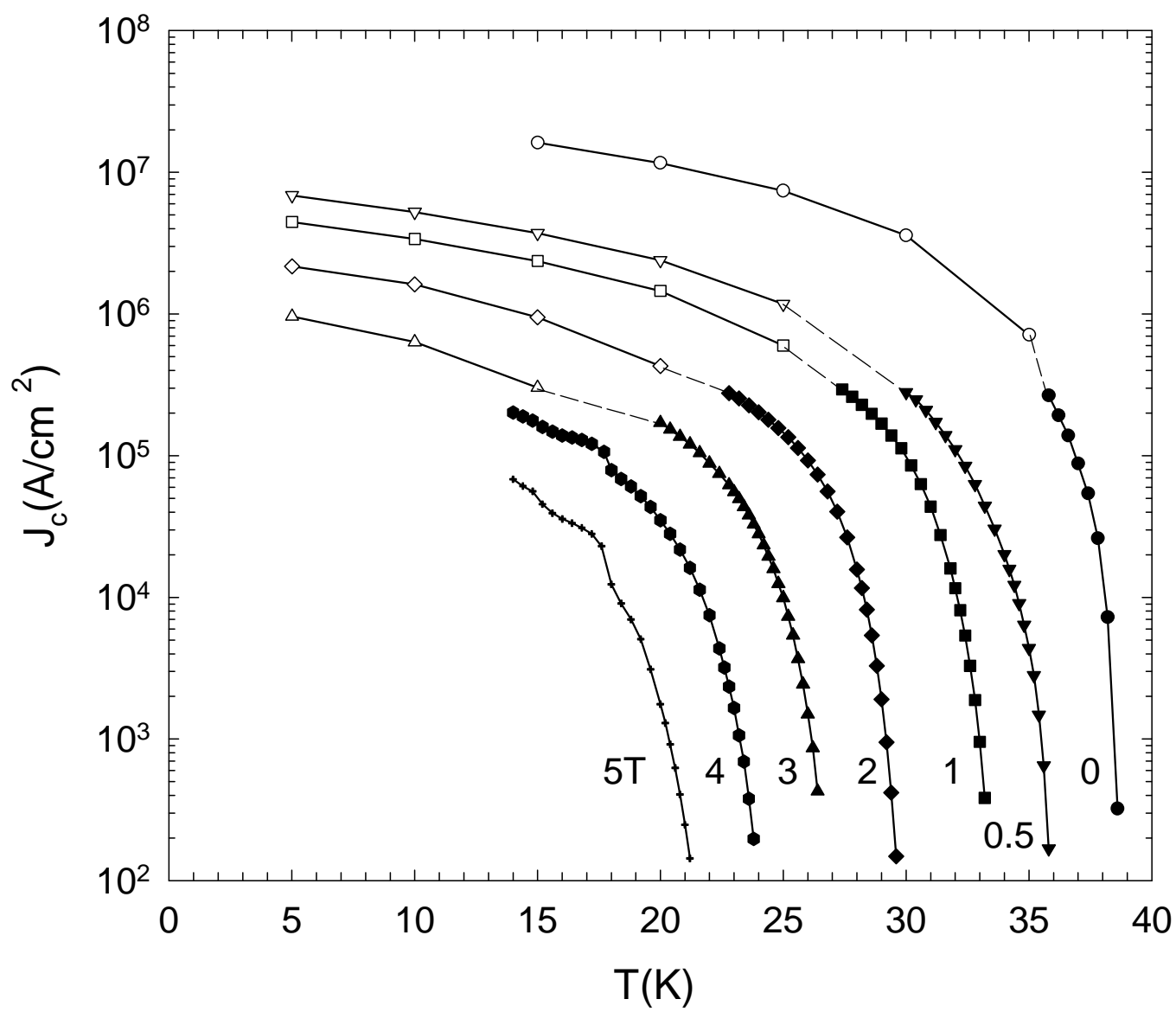


Fig.3 Hyeong-Jin Kim *et al*

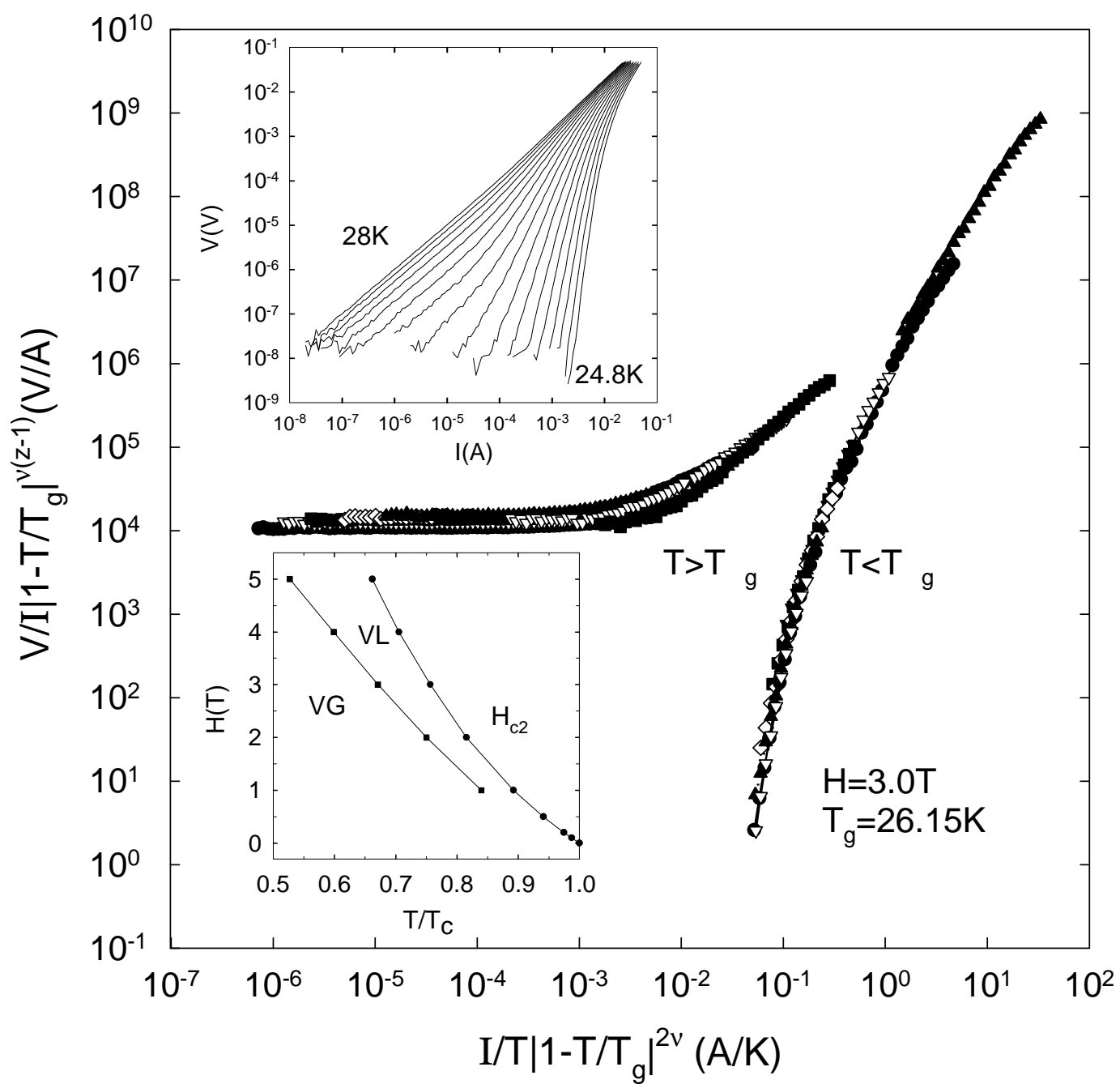


Fig.4 Hyeong-Jin Kim *etal.*