

Multifractality at the spin quantum Hall transition

F. Evers¹, A. Mildenberger¹, and A. D. Mirlin^{1,2,*}

¹*Institut für Nanotechnologie, Forschungszentrum Karlsruhe, 76021 Karlsruhe, Germany*

²*Institut für Theorie der Kondensierten Materie, Universität Karlsruhe, 76128 Karlsruhe, Germany*
(September 10, 2021)

Statistical properties of critical wave functions at the spin quantum Hall transition are studied both numerically and analytically (via mapping onto the classical percolation). It is shown that the index η characterizing the decay of wave function correlations is equal to $1/4$, at variance with the $r^{-1/2}$ decay of the diffusion propagator. The multifractality spectra of eigenfunctions and of two-point conductances are found to be close-to-parabolic, $\Delta_q \simeq q(1-q)/8$ and $X_q \simeq q(3-q)/4$.

PACS numbers: 73.43.Cd, 73.43.Nq, 05.45.Df, 05.40.-a

Disordered two-dimensional electron systems show remarkably rich physics, which is governed by quantum interference effects and depends on the symmetry class to which the system belongs. Recently, unconventional symmetry classes [1], which can be realized in d -wave superconductors, have attracted considerable interest. Particular attention was paid to the class C (broken time-reversal invariance), where a transition between localized phases with quantized values of the spin Hall conductance takes place [2–4]. A network model describing this spin quantum Hall (SQH) transition was constructed in [2], and critical exponents for the scaling of the localization length were determined numerically. In [3] a mapping onto a supersymmetric spin chain was performed, providing an alternative method for the numerical study of the critical behavior. Remarkably, some exact analytical results for this model have been obtained by mapping onto the classical percolation problem [4,5]. In particular, it was found that the density of states (DOS) is critical and scales as $\rho(\epsilon) \sim \epsilon^{1/7}$, while the diffusion propagator $\Pi(\mathbf{r}, \mathbf{r}') = \langle G_R(\mathbf{r}, \mathbf{r}') G_A(\mathbf{r}', \mathbf{r}) \rangle$ and the average two-point conductance $\langle g(\mathbf{r}, \mathbf{r}') \rangle$ fall off as $|\mathbf{r} - \mathbf{r}'|^{-1/2}$ at criticality.

The aim of the present paper is to study the statistical properties of wave functions at the SQH critical point. Multifractality of wave functions $\psi(\mathbf{r})$ is known to be a hallmark of the localization transition. It has been extensively studied in the context of conventional Anderson and quantum Hall (QH) transitions with *non-critical* DOS (see *e.g.* [6] and references therein), and we remind the reader of some basic results. Multifractality is characterized by a set of exponents $\tau_q \equiv d(q-1) + \Delta_q$ (d is the spatial dimensionality) describing the scaling of the moments of $|\psi^2(\mathbf{r})|$ with the system size, $\langle |\psi(\mathbf{r})|^{2q} \rangle \propto L^{-d-\tau_q}$. Anomalous dimensions Δ_q distinguish a critical point from the metallic phase and determine the scale dependence of wave function correlations. Among them, $\Delta_2 \equiv -\eta$ plays the most prominent role, governing the spatial correlations of the “intensity” $|\psi|^2$,

$$L^{2d} \langle |\psi^2(\mathbf{r}) \psi^2(\mathbf{r}')| \rangle \sim (|\mathbf{r} - \mathbf{r}'|/L)^{-\eta}. \quad (1)$$

Correlations of two different (but close in energy) eigen-

functions and the diffusion propagator possess the same scaling properties,

$$L^{2d} \langle |\psi_i^2(\mathbf{r}) \psi_j^2(\mathbf{r}')| \rangle, \quad L^{2d} \langle \psi_i(\mathbf{r}) \psi_j^*(\mathbf{r}) \psi_i^*(\mathbf{r}') \psi_j(\mathbf{r}') \rangle, \\ \rho^{-2} \Pi(\mathbf{r}, \mathbf{r}'; \omega) \sim (|\mathbf{r} - \mathbf{r}'|/L_\omega)^{-\eta}, \quad (2)$$

where $\omega = \epsilon_i - \epsilon_j$, $L_\omega \sim (\rho\omega)^{-1/d}$ and $|\mathbf{r} - \mathbf{r}'| < L_\omega$. The moments of the two-point conductance show a power-law scaling as well [7,8], $\langle g^q(\mathbf{r}, \mathbf{r}') \rangle \propto |\mathbf{r} - \mathbf{r}'|^{-X_q}$ with another set of exponents X_q , which are related to Δ_q [9,10],

$$X_q = \begin{cases} \Delta_q + \Delta_{1-q}, & q < 1/2 \\ 2\Delta_{1/2}, & q > 1/2 \end{cases} \quad (3)$$

In two dimensions the multifractal spectra Δ_q and X_q play a key role in the identification of the conformal field theory governing the critical point, which led to growing interest in the eigenfunction statistics at the QH transition [7–11].

Applying naively these results to the SQH transition, one would conclude that the $r^{-1/2}$ scaling of the diffusion propagator found in [4] implies $\eta = 1/2$. However, a more careful examination of the findings of Ref. [4] gives us a warning: Gruzberg *et al.* find that Π and $\langle g \rangle$ share the same $r^{-1/2}$ scaling, in contrast to Eqs. (2), (3) predicting different exponents ($\eta \equiv -\Delta_2$ and $2\Delta_{1/2}$, respectively). This suggests that one should be cautious when trying to apply the above relations between critical exponents obtained for systems with a non-critical DOS to those with a critical one (like the SQH transition). Our analysis below shows that such a caution is well justified.

After this introduction, we turn to our study, which combines numerical and analytical methods. Our main aim is to calculate exponents governing the scaling of $\langle |\psi|^{2q} \rangle$, $\langle g^q \rangle$, and Π , and to understand relations between them. For computer simulations we used the SU(2) network model described in [2,5]. Each realization of the network is characterized by a unitary evolution operator \mathcal{U} . Diagonalizing \mathcal{U} using advanced sparse matrix packages [12] yields eigenfunctions ψ_i and eigenvalues $e^{-i\epsilon_i}$, where $i = 1, 2, \dots, L^2$. In Fig. 1 we display the DOS

for different system sizes L . It is seen that after a proper rescaling all data collapse onto a single curve, as expected at criticality. At $\epsilon \gg \delta$ (where $\delta \sim L^{-7/4}$ is the level spacing at $\epsilon = 0$) the DOS scales as $\rho(\epsilon) \sim \epsilon^{1/7}$, in agreement with the analytical prediction [4]. On the other hand, at $\epsilon \sim \delta$ one observes an oscillatory structure qualitatively analogous to the behavior found in the random matrix theory for the class C [1].

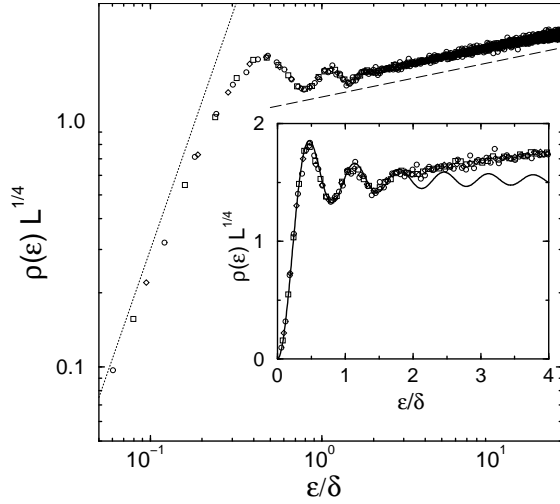


FIG. 1. Scaling plot of the density of states for system sizes $L = 16(\diamond), 32(\square), 96(\circ)$. Dashed and dotted lines indicate power laws (dashed: $\epsilon^{1/7}$, dotted: ϵ^2), $\delta = 1/2\pi L^{7/4}$ denotes the level spacing. Inset: same data on a linear scale and the result from random matrix theory [1] (solid curve).

We concentrate now on the statistics of eigenfunctions with smallest energies, $|\epsilon| \sim \delta$, for which the correlation length $\xi_\epsilon \sim \epsilon^{-4/7}$ [4] is of the order of the system size. In Fig. 2 (inset) we plot the eigenfunction autocorrelation function (1), as well as the correlation function of two eigenstates neighboring in energy (the second one in Eq. (2)). The results imply a power-law behavior $\propto r^{-\eta}$ of both correlation functions at distances $1 \ll r \ll L$, with an index η close to $1/4$. On the other hand, our numerics confirms the value $1/2$ [4] of the exponent governing the decay of Π (Fig. 2, main panel). To understand the difference between the two exponents, we turn now to an analytical approach.

Consider a correlation function of two wavefunctions,

$$\mathcal{D}(e', e; \epsilon_1, \epsilon_2) = \left\langle \sum_{i,j,\alpha,\beta} \psi_{i\alpha}^*(e) \psi_{j\alpha}(e) \psi_{i\beta}(e') \psi_{j\beta}^*(e') \right\rangle \times \delta(\epsilon_1 - \epsilon_i) \delta(\epsilon_2 - \epsilon_j), \quad (4)$$

where e, e' are two edges of the network and $\alpha, \beta = 1, 2$ are the SU(2) indices. Introducing the Green function $G(e', e; z) = \langle e' | (1 - z\mathcal{U})^{-1} | e \rangle$, we express (4) as

$$\mathcal{D}(e', e; \epsilon_1, \epsilon_2) = (2\pi)^{-2} \langle \text{Tr}[G_R(e', e; e^{i\epsilon_1}) - G_A(e', e; e^{i\epsilon_1})] \times [G_R(e, e'; e^{i\epsilon_2}) - G_A(e, e'; e^{i\epsilon_2})] \rangle, \quad (5)$$

where $G_{R,A}$ are retarded and advanced Green functions, $G_{R,A}(e', e; e^{i\epsilon_1}) = G(e', e; e^{i(\epsilon_1 \pm i0)})$. We will calculate (5) at zero energy, $\epsilon_{1,2} \rightarrow 0$, but finite level broadening, $\pm i0 \rightarrow \pm i\gamma$. The scaling behavior of the correlation function (4) at $\epsilon_1, \epsilon_2 \sim \epsilon$ can then be obtained by substituting ϵ for γ . We thus need to calculate

$$\mathcal{D}(e', e; \gamma) = (2\pi)^{-2} \langle \text{Tr}[G(e', e; z) - G(e', e; z^{-1})] \times [G(e, e'; z) - G(e, e'; z^{-1})] \rangle, \quad (6)$$

with a real $z = e^{-\gamma} < 1$. To do this, we make use of the mapping to the classical percolation, following the approach of [5]. We give only a brief outline of the calculation here; details will be published elsewhere [13]. The Green functions in (6) are represented as sums over paths; the resulting expression is to be averaged over SU(2) matrices U_f associated with all network edges f . The crucial point is that for each edge f only paths visiting it 0 or 2 times are to be taken into account. In [5] this was proven for the average Green function $\langle \text{Tr}G(e, e; z) \rangle$. The proof is based on the observation that $\langle U_f^q \rangle = c_q \cdot \mathbf{1}$, where $c_q = 0$ for integer $q \neq 0, \pm 2$. We generalize the statement to products of two Green functions of the type entering (6) as well as another two-point correlation function,

$$\tilde{\mathcal{D}}(e', e; \gamma) = (2\pi)^{-2} \langle \text{Tr}[G(e, e; z) - G(e, e; z^{-1})] \times [G(e', e'; z) - G(e', e'; z^{-1})] \rangle, \quad (7)$$

corresponding to the $\langle |\psi_i^2(e) \psi_j^2(e')| \rangle$ correlator, in the following way. Classifying the paths according to the number of times they return to a link f , we obtain expressions of the type $\sum_{q_1, q_2=1}^{\infty} \langle \text{Tr} U_f^{q_1} A U_f^{q_2} B \rangle x^{q_1+q_2}$ with $A, B \in \text{SU}(2)$ and $x \in \mathbb{R}$. Averaging over U_f yields now two terms, proportional to $c_{q_1+q_2}$ and $c_{q_1-q_2}$, respectively. While the first one is non-zero only for $q_1 + q_2 = 2$ traversals of the link as required, the second one seems to spoil the proof. However, summing over q_1 at fixed $q_1 + q_2$, we find that such terms cancel in view of $\sum_q c_q = c_{-2} + c_0 + c_2 = -1/2 + 1 + (-1/2) = 0$. Having established that only paths visiting each link 0 or 2 times are to be considered, we can express, in analogy with [5], the correlation functions (6) and (7) in terms of sums over paths representing hulls in the percolation problem. In particular, we get for the products of Green functions entering (6)

$$\langle \text{Tr}G(e', e; z)G(e, e'; z) \rangle = \langle \text{Tr}G(e', e; z^{-1})G(e, e'; z^{-1}) \rangle = -2 \sum_N P(e', e; N) z^{2N}, \quad (8)$$

$$\langle \text{Tr}G(e', e; z)G(e, e'; z^{-1}) \rangle = -2 \sum_N P_1(e', e; N) z^{2N}, \quad (9)$$

where $P(e', e; N)$ and $P_1(e', e; N)$ are probabilities that the edges e and e' belong to the same loop of the length N (resp. with the length N of the part corresponding to the

motion from e to e'). At $z = 1$ both (8) and (9) reduce to -2 times the probability $P(e', e)$ that e and e' belong to the same loop, which is identical (up to the sign) to the expression for the average conductance $\langle g(e', e) \rangle$ at $\epsilon = 0$ obtained in [5].

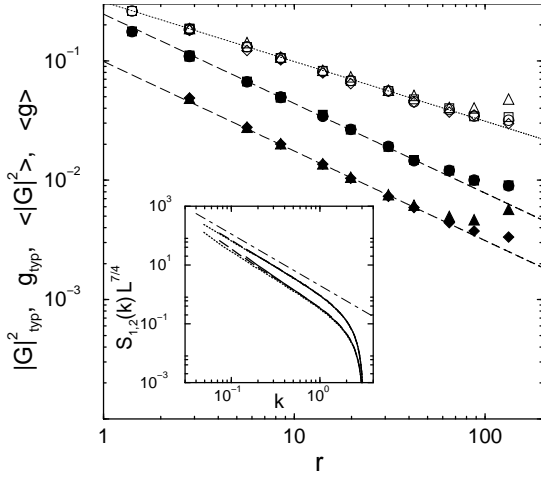


FIG. 2. Scaling of the two-point conductance with distance r between the contacts: average value (empty symbols), $\langle g \rangle$, and typical value (filled symbols), $g_{\text{typ}} = \exp(\ln g)$, in systems of sizes $L = 128$ (\square) and $L = 196$ (\circ). Also shown is scaling of the two-point Green function, $\langle |G|^2 \rangle$ and $|G|_{\text{typ}}^2 = \exp(\ln |G|^2)$ ($L = 128$ (\triangle), $L = 196$ (\diamond)). The lines correspond to the $r^{-1/2}$ (dotted) and $r^{-3/4}$ (dashed) power laws. Deviations from power-law scaling at large values of r are due to the finite system size. Inset: Fourier transforms of the one- and two-eigenfunction correlation functions, $S_1(r) = \langle |\psi_{i\alpha}^2(e)\psi_{i\beta}^2(e')| \rangle$ (upper curves) and $S_2(r) = \langle \psi_{i\alpha}^*(e)\psi_{j\alpha}(e)\psi_{i\beta}(e')\psi_{j\beta}^*(e') \rangle$ (lower curves) for $\epsilon_{i,j} \sim \delta$ and $L = 128$ (solid), 256 (dashed), 384 (dotted). The dot-dashed line indicates a power law $S(k) \propto k^{-7/4}$ corresponding to $S(r) \propto r^{-1/4}$.

The fractal dimension of the percolation hulls is $7/4$ [14], implying [15] that P and P_1 scale as

$$P(r, N), P_1(r, N) \sim N^{-8/7} r^{-1/4}, \quad r \lesssim N^{4/7} \quad (10)$$

and fall off exponentially fast at $r \gg N^{4/7}$ (r is the distance between e and e'). This yields for the correlation functions in (8) and (9) (which we abbreviate as $\langle G_R G_R \rangle$, $\langle G_A G_A \rangle$, $\langle G_R G_A \rangle$)

$$\langle G_R G_R \rangle = \langle G_A G_A \rangle \simeq \langle G_R G_A \rangle \sim r^{-1/2}, \quad r \ll \xi_\gamma \equiv \gamma^{-4/7} \quad (11)$$

in full agreement with the scaling argument of [4] and with our numerics. However, when we substitute (8), (9) in (6), these leading order terms cancel since $\sum_N [P(r, N) - P_1(r, N)] = 0$. The result is non-zero due to the factors z^{2N} only, implying that relevant N are now $N \sim \gamma^{-1}$, so that $\langle (G_R - G_A)(G_R - G_A) \rangle$ scales differently compared to (11),

$$\mathcal{D}(e', e; \gamma) = \frac{1}{\pi^2} \sum_N [P(r, N) - P_1(r, N)] (1 - e^{-2N\gamma}) \sim P(r, \gamma^{-1}) \gamma^{-1} \sim (\xi_\gamma r)^{-1/4}, \quad r \lesssim \xi_\gamma. \quad (12)$$

Using now the definition (4) of \mathcal{D} and the DOS scaling, $\rho(\epsilon) \sim \epsilon^{1/7} \sim \xi_\epsilon^{-1/4}$, we find for $r \lesssim \xi_\epsilon$

$$L^4 \langle \psi_{i\alpha}^*(e) \psi_{j\alpha}(e) \psi_{i\beta}(e') \psi_{j\beta}^*(e') \rangle \sim (r/\xi_\epsilon)^{-1/4}. \quad (13)$$

The same scaling behavior is obtained for the correlation function $\langle |\psi_{i\alpha}^2(e) \psi_{j\beta}^2(e')| \rangle$ [13]. We thus conclude that $\eta = 1/4$, consistent with our above numerical results. To shed more light on the difference in scaling between $\langle GG \rangle$ (or $\langle g \rangle$), Eq. (11), and \mathcal{D} , Eq. (12), it is instructive to reverse the logic and to ask how (11) can be obtained from the wave function correlations (12), (13). It is straightforward to express $\langle GG \rangle$ through \mathcal{D} in the form of an integral over $\epsilon_{1,2}$ with corresponding energy denominators (dispersion relation). The integral is then dominated by $\epsilon_{1,2} \sim \epsilon(r)$, where $\epsilon(r)$ is defined by $\xi_{\epsilon(r)} \sim r$ (i.e. $\epsilon(r) \sim r^{-7/4}$). This yields $\langle GG \rangle \sim \mathcal{D}(r; \epsilon(r)) \sim r^{-1/2}$ (we have used (12) in the last step), in agreement with (11). Therefore, $\langle GG \rangle$ (or $\langle g \rangle$) is determined by wave functions with energies $\epsilon(r)$, which transforms $\xi_\epsilon^{-1/4}$ in (12) into an additional factor $r^{-1/4}$. We will come back to this argument below to get an analogous relation for higher moments.

In order to study the whole multifractal spectrum Δ_q , we return to numerical simulations. Our procedure based on the evaluation of ensemble averaged moments $\langle |\psi^{2q}| \rangle$ and extrapolation to $L \rightarrow \infty$ was described in detail in [10]. The results for τ_q are shown in Fig. 3a. The obtained spectrum is parabolic with a high accuracy. A parabolic spectrum is uniquely determined by η , $\Delta_q = \eta q(1 - q)/2$; the above result $\eta = 1/4$ thus implies

$$\Delta_q \simeq q(1 - q)/8. \quad (14)$$

We find, however, clear deviations from the parabolic law (14), as shown in Fig. 3b. One could ask whether these are not an artifact of uncontrollable finite-size corrections to scaling. We observe, however, an almost perfect scaling for all the quantities studied, yielding, in particular, $\eta = 0.252 \pm 0.002$ in a very good agreement with the exact value $\eta = 1/4$. On the other hand, we find (in standard notations, $\alpha_q = d\tau_q/dq$) $\alpha_0 - 2 = 0.137 \pm 0.003$ and $2 - \alpha_1 = 0.130 \pm 0.003$ (Fig. 3c), while both these quantities would be equal to $\eta/2$, should the parabolic law (14) be exact. This makes us believe that the spectrum is only approximately parabolic, in contrast to exact parabolicity found for the QH transition [10].

Finally, we turn to the statistics of two-point conductances. Generalizing the above argument, we get

$$\langle [\text{Tr} G(e', e) G(e, e')]^q \rangle \sim \rho^{2q}(\epsilon(r)) L^{4q} \langle |\psi_{\epsilon_1}^{2q}(e) \psi_{\epsilon_2}^{2q}(e')| \rangle_{\epsilon_{1,2} \sim \epsilon(r)} \sim r^{-X_q},$$

with an index X_q related to Δ_q and to the scaling dimension x_ρ of the DOS (defined by $\rho(\epsilon) \sim \xi_\epsilon^{-x_\rho}$) as follows (see also [16]),

$$X_q = 2qx_\rho + 2\Delta_q. \quad (15)$$

Using $x_\rho = 1/4$ and Eq. (14) for Δ_q , we find

$$X_q \simeq q(3 - q)/4. \quad (16)$$

The same scaling is expected to hold for the two-point conductance, $\langle g^q \rangle \sim r^{-X_q}$. However, since g is bounded from above, $g \leq 2$, the exponent for $\langle g^q \rangle$ should be a non-decreasing function of q . Therefore, Eq.(16) will hold only for the moments $\langle g^q \rangle$ with $q \leq q_c$, where $q_c \simeq 3/2$ is the maximum of (16), while for higher q the exponent saturates, $X_{q \geq q_c} = X_{q_c} \simeq 9/16$ (these moments are determined by the probability to find $g \sim 1$). Equation (16) corresponds to a normal distribution of $\ln g$ (at $r \gg 1$) with the average $\langle \ln g(r) \rangle \simeq -\frac{3}{4} \ln r$ and the variance $\text{var}[\ln g(r)] \simeq \frac{1}{2} \ln r$. These arguments are fully confirmed by the results of the numerical simulations shown in Fig. 2.

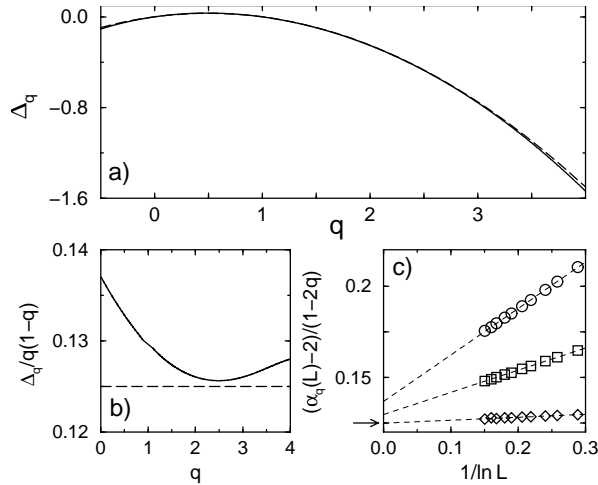


FIG. 3. a) anomalous dimension Δ_q extrapolated from ensembles with system sizes $L = 16 - 384$. The dashed line (almost indistinguishable) is the parabola $\Delta_q = q(1 - q)/8$; b) $\Delta_q/q(1 - q)$ over q highlighting weak non-parabolicity; c) multifractal exponents $\alpha_q(L) = -\langle |\psi|^{2q} \ln |\psi|^2 \rangle / \langle |\psi|^{2q} \rangle \ln L$ with $q = 0$ (\circ), 1 (\square), and 2 (\diamond), and extrapolation to infinite system size (dashed lines): $\alpha_0 - 2 = 0.137 \pm 0.003$, $2 - \alpha_1 = 0.130 \pm 0.003$, $(2 - \alpha_2)/3 = 0.125 \pm 0.001$. The arrow indicates the value $\eta/2 = 1/8$ of these quantities for a parabolic spectrum.

It remains an open question whether the multifractal exponents Δ_q , X_q can be computed by the conformal field theory methods [8,11,16–19]. Note that our results do not confirm the proposal of Ref. [16], where the value $\eta = 1/2$ was obtained. Apparently, this indicates that the theory considered in [16] and obtained [18] from a particular network model with fine-tuned couplings, does not belong to the SQH universality class.

To summarize, we have studied, by combining numerical and analytical methods, the wave function statistics at the SQH transition. In particular, we have shown, using a mapping to classical percolation, that the index $\eta \equiv -\Delta_2$ [defined by Eq. (1)] is equal to $1/4$, at variance with the $r^{-1/2}$ scaling of the diffusion propagator $\Pi = \langle G_R G_A \rangle$. The multifractal spectra of wave functions (Δ_q) and two-point conductances (X_q) are given with a good accuracy by Eqs. (14) and (16) but show detectable deviations from parabolicity.

Discussions and correspondence with J.T. Chalker, I. Gruzberg, A. LeClair, and J.E. Moore are gratefully acknowledged. This work was supported by the SFB 195 and the Schwerpunktprogramm "Quanten-Hall-Systeme" der Deutschen Forschungsgemeinschaft.

* Also at Petersburg Nuclear Physics Institute, 188350 St. Petersburg, Russia.

- [1] A. Altland and M.R. Zirnbauer, Phys. Rev. B **55**, 1142 (1997)
- [2] V. Kagalovsky, B. Horovitz, Y. Avishai, and J.T. Chalker, Phys. Rev. Lett. **82**, 3516 (1999).
- [3] T. Senthil, J.B. Marston, and M.P.A. Fisher, Phys. Rev. B **60**, 4245 (1999).
- [4] I.A. Gruzberg, A.W.W. Ludwig, and N. Read, Phys. Rev. Lett. **82**, 4524 (1999).
- [5] E.J. Beamond, J. Cardy, and J.T. Chalker, cond-mat/0201080.
- [6] B. Huckestein, Rev. Mod. Phys. **67**, 357 (1995); M. Janssen, Phys. Rep. **295**, 1 (1998); A.D. Mirlin, Phys. Rep. **326**, 259 (2000).
- [7] M. Janssen, M. Metzler, and M.R. Zirnbauer, Phys. Rev. B **59**, 15836 (1999).
- [8] M.R. Zirnbauer, hep-th/9905054v2.
- [9] R. Klesse and M.R. Zirnbauer, Phys. Rev. Lett. **86**, 2094 (2001).
- [10] F. Evers, A. Mildenberger, and A.D. Mirlin, Phys. Rev. B **64**, 241303(R) (2001).
- [11] M.J. Bhasen *et al.*, Nucl. Phys. B **580**, 688 (2000); A.M. Tselik, cond-mat/0112008.
- [12] J. W. Demmel *et al.*, SIAM J. Matrix Anal. Appl. **20**, 720 (1999); R. B. Lehoucq, D. Sorensen, and C. Yang, *ARPACK Users guide* (SIAM, Philadelphia, 1998).
- [13] F. Evers, A. Mildenberger, and A.D. Mirlin, in preparation.
- [14] H. Saleur and B. Duplantier, Phys. Rev. Lett. **58**, 2325 (1987).
- [15] For most recent discussion see J.E. Moore, unpublished.
- [16] D. Bernard and A. LeClair, cond-mat/0107318.
- [17] N. Read and H. Saleur, hep-th/0106214.
- [18] D. Bernard and A. LeClair, Phys. Rev. B **64**, 045306 (2001).
- [19] P. Fendley, cond-mat/0006360.