

# Entropy, Transinformation and Word Distribution of Information-Carrying Sequences

Werner Ebeling\*, Thorsten Pöschel\*\*

*Institute for Theoretical Physics, Humboldt-Universität zu Berlin,  
Invalidenstraße 42, D-10099 Berlin*

Karl-Friedrich Albrecht

*Research Center Jülich, D-52425 Jülich, Germany*

(June 13, 1994)

We investigate correlations in information carriers, e.g. texts and pieces of music, which are represented by strings of letters. For information carrying strings generated by one source (i.e. a novel or a piece of music) we find correlations on many length scales. The word distribution, the higher order entropies and the transinformation are calculated. The analogy to strings generated through symbolic dynamics by nonlinear systems in critical states is discussed.

## I. INTRODUCTION

In the manifold of structures which are used as information carriers in nature, culture and engineering, linear strings consisting of sequences of letters play a central role. This may be demonstrated by the following examples: The proteins and polynucleotids, the main information carriers in living systems are sequences of amino acids and/or nucleotides [11,5,10,24]. Further most of the messages transporting information between human informational systems have the form of strings of letters. Examples are books or letters, music, computer programs etc. By using the methods of symbolic dynamics any trajectory of a dynamic system may be mapped to a string of letters on certain alphabet [24] [8]. Hence each sequence can be interpreted as the trajectory of a discrete dynamic system.

This work is devoted to the investigation of strings of the type characterized above, i.e. to objects (documents, programs etc.) which may be mapped to strings of letters. The main aim of the investigation is the analysis of long range correlations in information carrying strings. For several reasons we expect the existence of long range structures in these sequences [27]. Especially we expect correlations which range from the beginning of a string up to its end. Let us discuss some of the reasons for this behavior:

1. Predictability: We know from our every-day experience and from scientific research that the identification of the first hundred or thousand letters of the string tells us already a lot about the continuation. Often we make a decision in a book shop after reading just one page. For example, if we find there several times the word *love* and *tennis* we expect to

find them on the other pages again and again, but if we find first words like *file* and *program* we expect to remain in quite another field. Listening to the beginning of a Bach prelude where the general theme is worked out we expect to hear it again in many variations up to the very end. Such expectations are only justified if there exist indeed long range correlations. This is the scientific expression of our intuitive expectations which are based on the experience that texts and music have certain inherent predictability.

2. Syntactical limitations: Another heuristic reason to expect long range correlations is the exponential explosion of the variety of possible subwords with increasing length for uncorrelated strings. Uncorrelated sequences generated on an alphabet of  $\lambda$  letters have a variety of

$$N(n) = \lambda^n = \exp(\ln \lambda \cdot n) \quad (1)$$

different subwords of length  $n$ . A subword is here any combination of letters including the space, punctuation marks etc. Strings of this type may be generated by stochastic processes of Bernoulli-type or by fully developed chaotic dynamics using alphabets of  $\lambda$  letters. For  $n > 100$  the number  $N(\lambda)$  is extremely large. In other words we need very sharp restrictions to select a meaningful subset out of it. Long range correlations provide such a selection criterion. Denoting the selected subset by  $N^*(n)$  we expect

$$\frac{N^*(n)}{N(n)} \longrightarrow 0 \quad \text{if} \quad n \longrightarrow \infty \quad (2)$$

Bounds of this kind are given by syntax and semantics. The syntactical rules do not allow for an arbitrary concatenation of words to sentences, most of them are forbidden. Furthermore we know that texts (and pieces of music) are formed by keywords (motifs) which are the raw material for the generation of a text (a piece of music). In fact all these rules lead to slower growth with  $n$ .

A rather sharp restriction on the growth with  $n$  corresponds to the power law

$$N^*(n) \sim n^\alpha . \quad (3)$$

Symbolic strings generated by the logistic map in the Feigenbaum-point have this scaling property [8]. The conjecture that several natural objects have this type of scaling has been made earlier [9]. We will show here that pieces of music possibly belong to this class. Another growth law which is much faster is the stretched exponential law

$$N^*(n) \sim \exp(Cn^\alpha) \quad \text{with} \quad \alpha < 1 . \quad (4)$$

This scaling which is typically for intermittent processes was observed for several texts [8]. We mention that in the limit  $\alpha \rightarrow 0$  this law corresponds to the scaling in eq. (3). The reduction due to the scaling rule (4) is not as strong as in the scaling rule (3), however, the reduction factor corresponding to rule (4) is still enormous for large  $n$ .

3. Evolution: The third reason to expect such behavior is the rather general idea that evolution operates in regions where long relaxation times,  $1/f$ -noise and other long range correlations are essential [3,18,20,2].

## II. ENTROPY-LIKE MEASURES OF SEQUENCE STRUCTURE

In the following section we will study entropy-like quantities as a measure of the long range correlations in sequences. In order to describe the structure of a given string of length  $L$  using an alphabet of  $\lambda$  letters  $\{A_1 A_2 \dots A_\lambda\}$  we introduce the following notations [7]: Let  $A_1 A_2 \dots A_n$  be the letters of a given substring of length  $n \leq L$ . Furthermore let

$$p^{(n)}(A_1 \dots A_n) \quad (5)$$

be the probability to find in a string a block of length  $n$  (subword of length  $n$ ) with the letters  $A_1 \dots A_n$ . The probability of having a pair with  $(n-2)$  arbitrary letters in between we denote by

$$p^{(n)}(A_1, A_n) = p^{(n)}(A_1 \text{ ? ? ? ? } A_n) . \quad (6)$$

We introduce the following quantities:

1. the mutual information, also called transinformation [22]

$$I(n) = \sum_{A_i A_j} p^{(n)}(A_i, A_j) \log \left( \frac{p^{(n)}(A_i, A_j)}{p^{(1)}(A_i) \cdot p^{(1)}(A_j)} \right) , \quad (7)$$

2. the entropy per subword of length  $n$

$$H_n = - \sum p^{(n)}(A_1 \dots A_n) \log p^{(n)}(A_1 \dots A_n) , \quad (8)$$

3. the uncertainty of the letter following a block of length  $n$

$$h_n = H_{n+1} - H_n , \quad (9)$$

4. the entropy of the source (related to the Kolmogorov-Sinai entropy)

$$h = \lim_{n \rightarrow \infty} h_n . \quad (10)$$

In an earlier paper [7] we assumed the scaling behavior

$$\begin{aligned} H_n &= n \cdot h + g \cdot n^{\mu_0} \cdot (\log n)^{\mu_1} + e \\ 0 \leq \mu_0 < 1 \quad \text{or} \quad \mu_0 &= 1 , \quad \mu_1 < 0 . \end{aligned} \quad (11)$$

Related assumptions have been made independently by several authors [12,22,15,27]. From that point of view the long range order of strings may be well characterized by the asymptotic for large  $n$ . Chaotic and stochastic strings of the standard type have the property  $h > 0$ . Special cases are Bernoulli processes or fully developed chaos with

$$\begin{aligned} p^{(n)}(A_1 \dots A_n) &= a/\lambda^n \\ H_n &= n \cdot \log \lambda \\ h_n &= \log \lambda . \end{aligned} \quad (12)$$

In the following we write all entropy measures in units of  $\log \lambda$ . For Markov processes with memory  $m$  the uncertainty decreases during the first  $m$  steps and remains then constant

$$h_{m+k} = h , \quad k > 0 . \quad (13)$$

On the other hand any string with a finite period  $p$  is characterized by

$$H_{p+k} = \text{const.} , \quad h_{p+k} = 0 \quad \text{if} \quad k > 0 . \quad (14)$$

This means that any new letter added to a string does not increase the complexity of the sequence. Consequently

we find for periodic strings  $h = 0$  and  $g = 0$ . Of special interest to our further considerations are systems which are neither periodic nor chaotic and which are characterized by

$$g > 0 \quad , \quad h \ll 1 \quad . \quad (15)$$

Presently there are not enough data available to estimate the limit entropy  $h$  for homogeneous texts (written by one author). We follow in this respect the seminal work by Claude E. Shannon who concluded in his pioneering paper: “From this analysis it appears that, in ordinary literary English, the long range statistical effects (up to 100 letters) reduce the entropy...”. Shannon gave an estimate of 40 bits for the entropy of  $n = 100$  letters, i.e. about 0.4 bit per letter. Transforming the bits to  $\lambda$ -units (which we use throughout this paper) we get  $H_{100} = 8$  and we find for the entropy per letter the value 0.08. According to several general investigations [21] it is not likely that the uncertainty (entropy per letter) decreases still further for larger  $nn$ . Based on these considerations we assume in the following that the limit entropy (in  $\lambda$ -units) is in the region

$$0.01 \leq h \leq 0.1 \quad . \quad (16)$$

Since a reliable estimate seems to be impossible at present we simply neglect the contribution  $nh$  to the block entropy in eq. (11). In this way we obtain for the intermediate region  $1 \ll n \ll 30$  the formula which will be the basis for our further investigations

$$H_n = g \cdot n^{\mu_0} \cdot (\ln n)^{\mu_1} + e \quad . \quad (17)$$

Special cases are:

- logarithmic tails

$$H_n = g \cdot (\ln n)^{\mu_1} + e \quad , \quad \mu_1 < 0 \quad (18)$$

- power law tails

$$H_n = g \cdot n^{\mu_0} + e \quad , \quad 0 < \mu_0 < 1 \quad (19)$$

The working hypothesis developed earlier [7] is that strings characterized by eqs. (18) or (19) being on the borderline between order and chaos might be prototypes of information carrying sequences.

Following a relation derived by McMillan and Khinchin the  $n$ -letter entropy and the mean number of subwords of length  $n$  are related [8]

$$N_n^* = \lambda^{H_n} \quad . \quad (20)$$

In this way a logarithmic entropy scaling corresponds to a power law of the numbers of subwords and a power law scaling of the entropy corresponds to a stretched exponential growth of the number of subwords.

The mutual information (transinformation) defined by eq. (7) is not monotonically decreasing with increasing  $n$ . We define here long range tails as any non exponential decay or increase of the averaged transinformation  $I(n)$ . Periodic strings show correlations of infinite long range. Periodicity with the period  $p$  implies that all conditional probabilities  $p^{(n)}(A_i A_j)/p^{(1)}(A_i)$  for  $n > 0$  are also periodic. This leads to a periodic behavior of the transinformation. Therefore sequences with long range correlations show a fluctuating behavior at large scales [22,13].

### III. MUTUAL INFORMATION AND WORD DISTRIBUTIONS FOR FINITE INFORMATION-CARRYING STRINGS

Printed texts in natural languages and music written in the language of notes are examples of information-carrying strings. Other examples, which we do not consider here, are biosequences, where some evidence for the existence of long range correlations was found [17,29,25,27]. Originally texts or pieces of music were generated by the writer or composer as a dynamical process in real time. Today we find in books or albums the frozen in results of this process in the form of a symbolic sequence. Certainly texts or pieces of music are symbolic sequences of high complexity. In contrast to other dynamical processes, writing and composing have developed during a long way of evolution being intended for communication between human beings. In spite of all these difficulties let us now follow the largely simplifying assumption due to Shannon, Mandelbrot and others that texts and pieces of music may be considered as the results of a stationary random process. Although this assumption is still controversial we will take it here as a basis for the further analysis. In our analysis we considered the following sequences:

1. Sonata for piano forte op. 31 No 2 by L. v. Beethoven ( $L \approx 4,920$ )
2. Moby Dick by H. Melville ( $L \approx 1,170,200$ )
3. Grimm's Fairy Tales by the Brothers Grimm ( $L \approx 1,435,800$ )

Furthermore a few comparisons were made with the Prae-ludium in F-Major by J. S. Bach and with the sonata KV 311 by W. A. Mozart. In the case of texts we used an alphabet consisting of the 32 symbols

$$\boxed{\text{a b c d e f } \dots \text{ x y z , . ( ) \# } \sim}$$

The last symbol  $\sim$  stands for the empty space and  $\#$  for any number. In the case of music we encoded the notes for  $2\frac{1}{2}$  octaves beginning with the low  $A$  and ending with the high  $D$  on an alphabet with 32 symbols. The white

keys on the piano forte where encoded by the 18 symbols

A H C D E F G a h c d e f g m o p r

and the black keys beginning with the lower *Be* and ending with the high *Cis* were encoded by the 12 symbols

B I J K L b i j k l n q

The pause was encoded by the score “\_” and holding a tone by the “-”. In order to get a better statistics we also used compressed alphabets consisting of 3 letters *O*, *M*, *L* only. The letter *O* codes for vowels in the case of texts or for a move down in the case of music, the letter *M* stands for consonants or move ups, the letter *L* codes for all other symbols, e.g. pauses (spaces), holding the tone and punctuation marks. For the analysis of the mutual information we have to count here the frequencies of pairs. Since the number of different pairs is  $32^2 = 1024$  we have a rather good statistics if the length  $L$  of the string satisfies the inequality  $L \gg 1024$ . As shown by several authors [22,29,14] the transinformation is a reliable measure of the correlations of letters at the distance  $n$ . Every peak at  $n$  in the transinformation corresponds to a strong positive correlation. In fig. 1 we show the pair correlations of the Beethoven sonata and of music by Bach and Mozart [4] [1]. The peaks show that there exist strong correlations between two notes at characteristic distances. The interpretation of these peaks must be left to specialists. We further notice some similarity in the correlation structure of Bach’s and Beethoven’s music and a distinct different structure of Mozart’s music. A more detailed study of the differences between composers will be given in a separate paper [1].

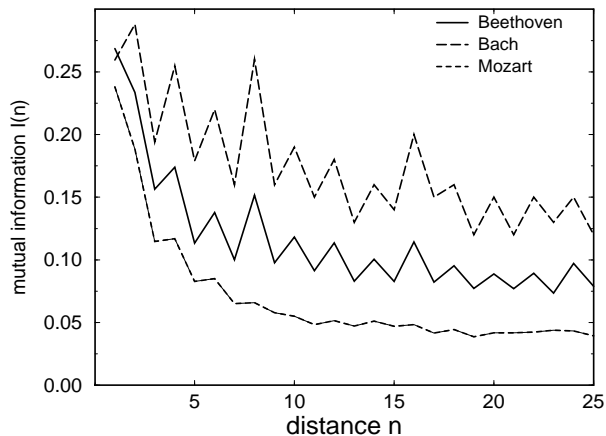


FIG. 1. The mutual information calculated for Beethoven’s Sonata 32 No. 2. For comparison the results for pieces by Bach and Mozart from other sources [Ebeling,1993] [Albrecht et. al.,1994] are given.

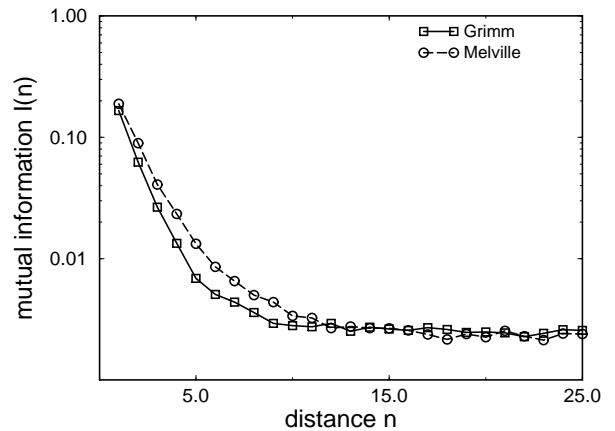


FIG. 2. The mutual information calculated for Moby Dick and for Grimm’s Tales ( $\lambda = 32$ ).

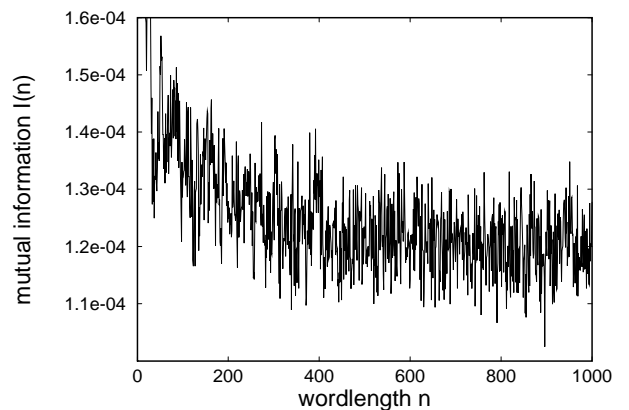


FIG. 3. The mutual information ( $I(n)$ ,  $\lambda = 32$ ) calculated for the range  $n \in [20; 1000]$  for Moby Dick. The fluctuation level due to the finite length of the text ( $L = 1, 170, 200$ ) is 0.00012 .

In Figs. 2 and 3 the mutual information calculated for Moby Dick and for Grimm’s Tales ( $\lambda = 32$ ) are drawn. The results show that there are well expressed correlations in the range  $n = 1 \dots 25$  which are followed by a long slowly decaying tail. The results for the transinformation  $I(k)$  become meaningless if the values are smaller than the level of natural fluctuations due to the finite length  $L$  of the text which is [14]

$$\delta I = \frac{\lambda^2 - 2 \cdot \lambda}{2 \cdot L \cdot \ln \lambda} . \quad (21)$$

Although the fluctuation level decays with  $1/L$  it has even for the rather long text Moby Dick with  $L = 1, 170, 200$  a value of about 0.00012. This means, as seen from Fig. 3 that any conclusions suggesting long range correlations beyond  $n = 300$  are rather problematic. However, the range of studies of  $I(k)$  may still be extended by using length corrections [14]. An alternative method is based on studies of the dependence of  $I(k)$  on  $1/L$  (which presumably is linear) and by extrapolations  $(1/L) \rightarrow \infty$  [8,14].

As we see from Figs. 2 and 3 the mutual information decreases monotonously up to  $n \approx 300$  and converges into the fluctuation level. There are no well expressed correlation peaks. Evidently long texts are in this respect less correlated than DNA sequences where well expressed long range pair correlations have been found [14].

The results obtained so far base only on the statistical distributions of pairs. In this case one can reach a rather good statistics by counting the probability of pairs. Let us study now the distribution of words of length  $n > 2$ . Due to the fact that the number of different words of length  $n$  using an alphabet consisting of 32 letters is

$$N_n^* \sim 32^n = 2^{5 \cdot n} \quad (22)$$

there are for  $n = 9$  already  $2^{45}$  words with approximately  $2^{50}$  letters. This is much more than all texts stored in libraries which have been estimated to consist of about  $10^{15} \approx 2^{18}$  letters [21]. Therefore we could not do a statistic analysis if there were no additional constraints due to grammar and semantics. According to an earlier estimate [8] we expect that the growth law scales as

$$N_n^* \sim \exp(A \cdot n^\alpha) \quad (23)$$

with  $\alpha \approx \frac{1}{2}$  for texts.

We have done the analysis with two long texts, namely Moby Dick and Grimm's Tales. Figs. 4 and 5 show the rank ordered distribution of subwords of length  $n = 4, 9, 16, 25$ . The structures of both distributions are similar but the lists of words are quite different. For example among the most frequent subwords of length  $n = 16$  in the case of Moby Dick are "*the\_sperm\_whale\_*", and "*the\_quarter\_deck*". For Grimm's Tales rather frequent subwords of length  $n = 25$  are e.g. "*\_if\_i\_could\_but\_shudder\_*" and "*\_princess\_open\_the\_door\_*".

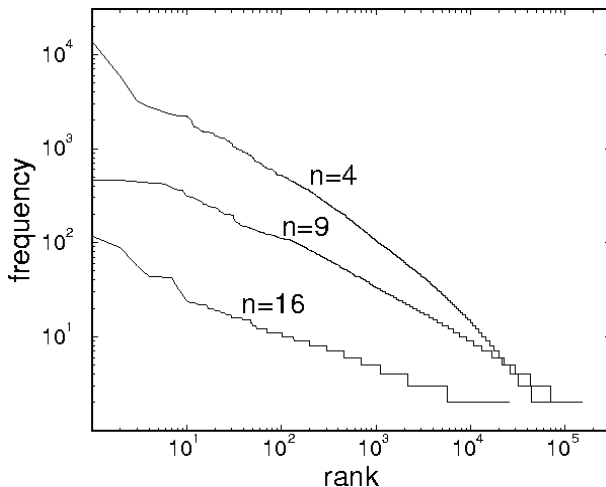


FIG. 4. The observed rank-ordered distribution of words of length  $n = 4, 9, 16$  for Moby Dick.

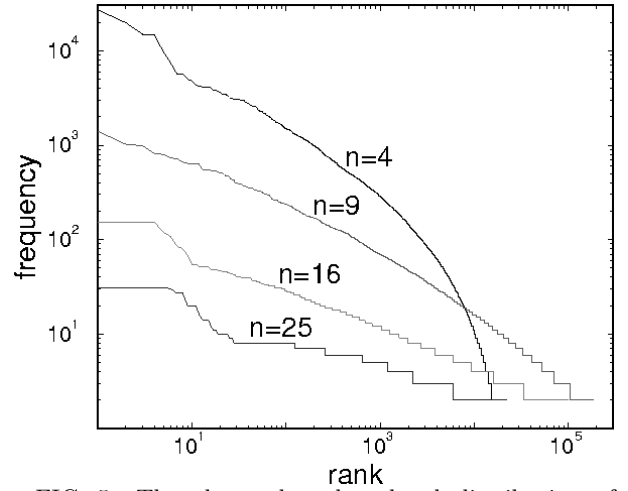


FIG. 5. The observed rank-ordered distribution of words of length  $n = 4, 9, 16, 25$  for Grimm's Tales.

The shapes of the subword distributions are distinctly not Zipf-like, they do not follow a power law. The distribution tends to form a Fermi-like plateau. This tendency is based on the theorem of asymptotic equipartition derived by McMillan [23] and Khinchin [19]. This theorem proves that for  $n \rightarrow \infty$  the asymptotic form of the distribution is rectangular, i.e.

$$Z(j) = \begin{cases} 1/N^*(n) & \text{if } i < N^*(n) \\ 0 & \text{else} \end{cases} \quad (24)$$

The effects due to finite  $n$  and to the finite text length  $L$  tend to smooth the edges of its distribution. Since our texts are rather long the finite size effects do not have too much influence to the distributions. Much more difficult is the analysis of relative short pieces of music. Here additional problems arise due to the short sample. For example Beethoven's sonata consists of only 4,920 letters (notes). The importance of length corrections for estimating the frequencies of words was considered by several authors [25]. For a deeper analysis of this problem we refer to [14]. The method we used here was found by generalizing a method proposed in [28]. According to this method the unknown distribution function of the words is guessed by a comparison of expected (generated) and observed distributions. Instead of the simple rectangular distributions in eq. (24) we applied a more realistic expression. For given word length  $n$  we guess the true (not normalized) distribution, i.e. the distribution for  $L \rightarrow \infty$ , in the form

$$Z(j, n) = Z_0(j, n) + Z_1(j, n) + Z_2(j, n) \quad (25)$$

with

$$Z_0(j, n) = \frac{z_0(n)}{1 + \exp(b \cdot (j - j_0(n)))} \quad (26)$$

$$Z_1(j, n) = z_1(n) \cdot \exp\left(-\frac{j-1}{j_1(n)}\right) \quad (27)$$

$$Z_2(j, n) = (z_2(n) - z_1(n) - z_0(n)) \cdot \exp\left(-\frac{((j-1)/j_2(n))^2}{2}\right). \quad (28)$$

This distribution has 7 free parameters, one of them is fixed by the condition that the total number of words is given by the size of the text. For a string of length  $L$  the total number of  $n$ -words is  $N = L - n + 1$ . Each of the parameters has a simple meaning as:

- $z_2(n)$  - frequency of the most frequent word of length  $n$ ,
- $z_1(n)$  - height of the exponential contribution at  $j = 1$ ,
- $z_0(n)$  - height of the asymptotic “Fermi”-plateau,
- $j_2(n)$  - number of frequent words,
- $j_1(n)$  - number of relatively frequent words,
- $j_0(n)$  - number of different words,
- $b(n)$  - reciprocal “Fermi”-temperature of the plateau.

All these parameters characterize certain properties of the assumed generating process. For complex processes such as writing of novels or pieces of music the parameters are of course unknown. Due to their simple meaning, however, it is easy to guess the initial values of the parameters. The next step in an iterative process is then to generate a sample of  $n$ -words (with the help of the guessed probability distribution  $Z(j, n)$ ) which has the same number of  $n$ -words as the text and transform it to a rank-ordered distribution. To overcome problems of low statistics we average over several generated distributions. The result of this procedure is called the expected distribution  $Z^{exp}(j, n, L)$  according to the chosen set of parameters. The parameters are fitted by adaptation of the expected to the empirical (observed) distribution  $Z^{obs}(j, n, L)$ . The procedure is iterated up to a sufficient agreement between the observed and the expected distributions

$$\sum_{j=1}^N [Z^{obs}(j, n, L) - Z^{exp}(j, n, L)]^2 \rightarrow \min. \quad (29)$$

In the minimization procedure we used the *simplex*-method applying the program package MINUIT [16] developed for non-linear parameter optimization. For word length  $n = 8$  the optimization parameters are given in Tab. I. The corresponding distributions  $Z(j, n)$ ,  $Z^{exp}(j, n, L)$  and  $Z^{obs}(j, n, L)$  are presented in figs. (6) and (7).

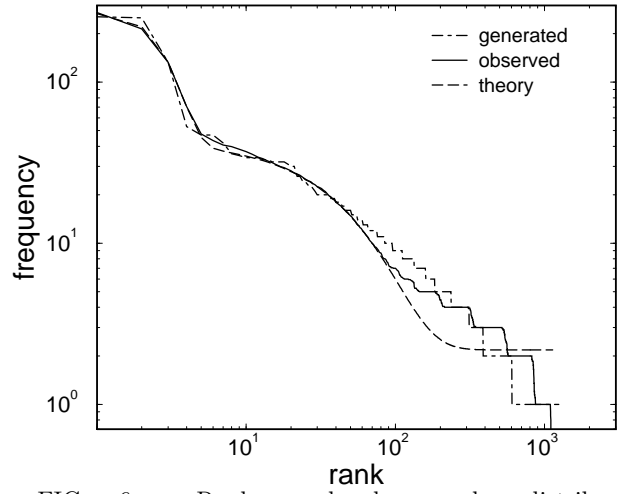


FIG. 6. Rank ordered word distribution for Beethoven's sonata ( $n = 8, \lambda = 3$ ): Observed frequency (full line), generated frequency (dashed line) and theoretical curve (dotted line).

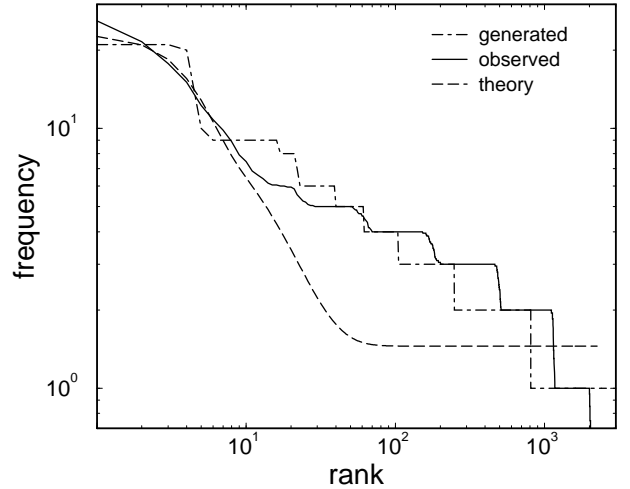


FIG. 7. Rank ordered distribution for Beethoven's sonata ( $n = 8, \lambda = 32$ ): Observed frequency (full line), generated frequency (dashed line) and theoretical curve (dotted line).

alphabet	$Z_2(8)$	$Z_1(8)$	$Z_0(8)$	$j_2(8)$	$j_1(8)$	$j_0(8)$	$b(8)$	$F(8)$
3	241	37.5	2.54	1.44	41.4	908	0.28	2386
32	19.4	9.82	1.25	2.8	10.8	3733	0.317	1381

TABLE I. Parameters of the distribution of words (sequences of notes) of length  $n = 8$  for Beethoven's Sonata.

#### IV. ANALYSIS OF ENTROPY SCALING

As shown above the set of entropies of subwords is the basic measure for the investigation of the order of a string. The probabilities one need for the calculation of the entropies are in general unknown and have to be estimated from the frequencies of words. The theoretical value of the block entropy follows from the distribution discussed in the last section. For simplicity we will omit in the following the block length  $n$ . The theoretical entropy is then

$$H = - \sum_i \frac{Z(i)}{N} \cdot \log \left( \frac{Z(i)}{N} \right) . \quad (30)$$

The calculation of the block entropy from the distribution function  $Z(i)$  is rather difficult and time consuming. The direct observation of the entropy is based on the frequencies of the different words. Replacing the probabilities by the observed frequencies  $N_i/N$  in the entropy definition we obtain the observed entropy

$$H^{obs} = \log(N) - \frac{1}{N} \sum_i N_i \cdot \log(N_i) . \quad (31)$$

This is a random variable with the expectation value

$$H^{exp} = \langle H^{obs} \rangle = \log(N) - \frac{1}{N} \sum_i \langle N_i \cdot \log(N_i) \rangle . \quad (32)$$

Let us assume now that the subwords are Bernoulli distributed. Then we find (omitting further the index  $n$  which characterizes the length of the subwords) for the mean value

$$\begin{aligned} \langle H^{obs} \rangle = \log N - \sum_i \sum_{N_i} \frac{(N-1)!}{(N_i-1)! (N-N_i)!} \cdot p_i^{N_i} \\ \cdot (1-p_i)^{N-N_i} \cdot \log N_i . \end{aligned} \quad (33)$$

We will show now that the coefficients in this expansion are closely related to the Renyi entropies of order  $q$  which are defined by [14]

$$H^{(q)} = \frac{1}{1-q} \cdot \log \left( \sum_i p_i^q \right) . \quad (34)$$

The Shannon entropies correspond to the limit  $q \rightarrow 1$  and the case  $q = 0$  is related to the total number of different subwords  $s$ :

$$H = H^{(1)} , \quad s = \lambda^{H^{(0)}} . \quad (35)$$

In the limit of very long strings, i.e.  $N \gg s$ , the expected entropies are given by the approximation [14,21]

$$\langle H^{obs} \rangle = H - \frac{s}{2N \log \lambda} . \quad (36)$$

In the opposite case, where  $N \ll s$ , the subwords may appear only very few times. [14] Therefore we obtain the series

$$\begin{aligned} \langle H^{obs} \rangle = \log N - N \cdot \log 2 \cdot \sum_i p_i^2 \\ - \frac{N^2}{2!} (\log 3 - 2 \cdot \log 2) \cdot \sum_i p_i^3 + \dots \end{aligned} \quad (37)$$

Using the definition of the Renyi entropies follows

$$\begin{aligned} \langle H^{obs} \rangle = \log N - N \cdot \log 2 \cdot \lambda^{-H^{(2)}} \\ - \frac{N^2}{2!} \cdot (\log 2 - 2 \cdot \log 2) \cdot \lambda^{-2H^{(3)}} - \dots \end{aligned} \quad (38)$$

The higher order Renyi entropies can be found by fitting the coefficients of  $N^k$  in this series to the observed entropies. Since the entropies decrease monotonously with their order follows that the second order entropies ( $q = 2$ ) which can be obtained from eq.(38) represent a lower boundary of the first order Shannon entropies ( $q = 1$ ).

In this way we have obtained now three procedures to derive the entropies of human writings with a given length  $L$ :

1. Calculation of the usual entropy ( $q = 1$ ) from the observed distribution. Estimation of some finite length corrections using eq. (36). This is the standard procedure applied e.g. in [14].
2. Guessing first the “true” distribution  $Z(i, n)$  on the basis of the observed distribution  $Z^{obs}(i, n, L)$  and calculating then the entropies (for any  $q$ ) from it. This method is essentially new. It was tested here but it still needs further elaboration.
3. Calculation of the higher order entropies (especially  $q = 2$ ) from the deviations between  $\log N$  and the observed entropies. This method which seems to be new too is of limited accuracy and yields only rough estimates for the second and higher order entropies.

Let us consider now our examples: Beethoven’s Sonata is rather short ( $L = 4920$ ). Therefore the first approach is restricted to  $n < 7$  for the 3–symbol alphabet and to  $n < 3$  for the 32–symbol alphabet. We have obtained here as a new result the entropy for  $n = 8$  using method (2). The result is

$$H_8 / \log(3) = 6.39 \quad \text{3 symbols} \quad (39)$$

$$H_8 / \log(32) = 2.49 \quad \text{32 symbols} . \quad (40)$$

For  $9 \leq n \leq 26$  the second order entropies were estimated by means of method (3). The result can be approximated by the fit formula

$$H_n / \log 3 \approx 2.04 \cdot (\log n + 1) , \quad (\lambda = 3) . \quad (41)$$

This fit formula reminds the scaling of type eq. (18). The logarithmic function in eq. (41) yields a better fit than the power law postulated in an earlier paper [8].

Due to the rather large length of the text Moby Dick we may apply the method (1) up to much larger  $n$ -values. Taking into account that not all of the combinatorial possibilities are admitted we went up to  $n = 16$  for the 3-letter alphabet and up to  $n = 10$  for the 32-letter alphabet. The results are given in table II. We have checked these values also with a consistency test with method (2). A more detailed calculation by means of the distribution function method (2) will be discussed in [26]. For larger  $n$ -values the second order entropies ( $q = 2$ ) were estimated from the differences between  $\log N$  and the observed entropies (Fig. 8) using eq. (38). The result of our estimate is given by the fit formulae

$$H_n / \log(3) = 4.8 \cdot \sqrt{n} - 7.6 \quad (\lambda = 3) \quad (42)$$

$$H_n / \log(32) = 0.9 \cdot \sqrt{n} + 1.7 \quad (\lambda = 32) . \quad (43)$$

These fit formulae remind a scaling law according to eq. (19) with the exponent 0.5. The low accuracy of the data does not allow for a quantitative fit of the exponent, in fact any value between 0.4 and 0.6 gives a reasonable fit. A scaling law of square root type was first found by Hilberg [15] who fitted Shannon's original data. This result was reproduced also for a textbook on selforganization [6,8].

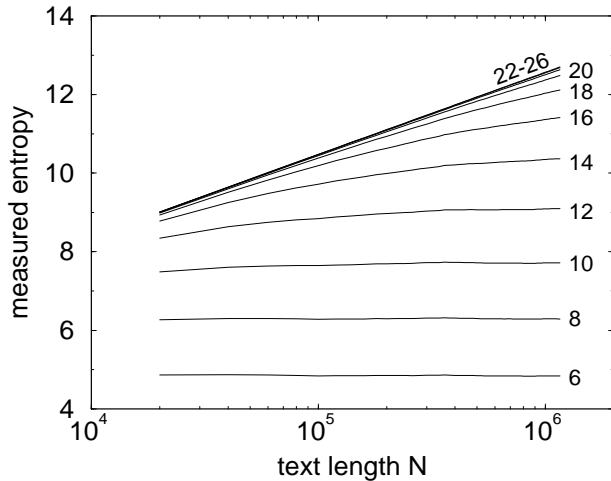


FIG. 8. The measured entropy values for Moby Dick over the length of the text investigated for different word length  $n$ .

Let us consider now the growth of the number of different subwords. According to relation (20) the number of different subwords in Moby Dick grows with  $n$  according to a stretched exponential law

$$N_n^* \approx 4.1 \cdot 10^{-4} \cdot \exp(5.2 \cdot \sqrt{n}) . \quad (44)$$

For the sonata the number of different subwords increases not as fast as for the English text, we find here a quadratic growth law

$$N_n^* \approx 7.6 \cdot n^2 . \quad (45)$$

## V. CONCLUSIONS

The present paper reports on results concerning information carrying strings such as texts and pieces of music. The results show that block entropies and the mutual information are appropriate measures of the correlations and the degree of order in strings. In agreement with earlier work [8] we have confirmed the hypothesis that strings produced by information processing sources are neither periodic nor chaotic but somehow in between. In the present work we have studied several examples (two books and one piece of music) to illustrate this hypothesis.

We have shown that there is some empirical evidence for short range and middle range correlations. This is to be seen in the statistics of pairs of letters and subwords. Another relevant information is contained in the block entropies. We developed methods how to guess these unknown quantities from relatively short samples. For subword length  $n \gg 100$  we did not find any indication for the existence of pair or word correlations. Our empirical studies of the pair correlation function and the spectrum derived from this quantity [2] show a strong sensitivity on the length of the texts. In spite of all these difficulties we may state in conclusion that several distinct differences from chaotic strings are observed in texts or pieces of music.

The entropy scaling shows that texts and pieces of music resemble the sequences created by nonlinear dynamic systems near critical points through symbolic dynamics. However, more empirical data on long texts and pieces of music and a more detailed study of the block entropies of dynamical systems are needed to elaborate this point further. We state that with the present methods available so far it is not possible to calculate high order entropies for  $n > 30$  since there are no homogeneous texts which are significantly longer than several million letters.

$H_2 / \log \lambda$	6	8	10	12	14	16
$\lambda = 3$	4.85	6.30	7.72	9.10	10.5	11.54
$\lambda = 32$	3.21	3.92	4.45			

TABLE II. The calculated values of the entropies for Moby Dick.



## ACKNOWLEDGMENTS

The authors thank H. Herzel and A. Schmitt for fruitful discussions, C. Frömmel for the permission to compare in Fig. 1 with an unpublished result on Mozart's music and the *Project Gutenberg Etext, Illinois Benedictine College, Lisle* for providing the ASCII-text of "Moby Dick" and "Grimm's Fairy Tales".

---

\* Email: werner@itp02.physik.hu-berlin.de

\*\* also at HLRZ, Research Center Jülich, D-52425 Jülich, Germany, Email: thorsten@hlrsun.hlrz.kfa-juelich.de

- [1] Albrecht, K.-F., Ebeling, W., Frömmel, C. & Frömmel, Chr. [1994] "Entropy, Mutual Information and Subword Distribution for Information-Carrying Strings: Pieces of Music", *Preprint ITP-302* (Humboldt-University, Berlin).
- [2] Anishchenko, V. S., Ebeling, W. & Neiman, A. B. [1993] "Power Law Distributions of Spectral Density and Higher Order Entropy", *Chaos, Solitons & Fractals* **4**, 69–81.
- [3] Bak, P., Chen, L. & Creutz, M. [1989] "Self-Organized Criticality in the Game of Life", *Nature* **342**, 780–784.
- [4] Ebeling, W. [1993] "Chaos, order, and information in the evolution of strings", *Appl. Math. Comp.* **56**, 131–151.
- [5] Ebeling W., Engel, A. & Feistel, R. [1990] "Physik der Evolutionsprozesse", (Akademie-Verlag, Berlin).
- [6] Ebeling, W., Engel, H. & Herzel, H. [1990] "Selbstorganisation in der Zeit", (Akademie-Verlag, Berlin).
- [7] Ebeling, W. & Nicolis, G. [1991] "Entropy of Symbolic Sequences: the Role of Correlations", *Europhys. Lett.* **14**, 191–196.
- [8] Ebeling, W. & Nicolis, G. [1992] "Word Frequency and Entropy of Symbolic Sequences: a Dynamical Perspective", *Chaos, Solitons & Fractals* **2**, 635–650.
- [9] Ebeling, W., Feistel, R. & Herzel, H. [1987] "Dynamics and Complexity of Biomolecules", *Physica Scripta* **35**, 761–768.
- [10] Feistel, R. & Ebeling, W. [1989] "Evolution of Complex Systems", (Verlag der Wissenschaften, Berlin, Kluwer Academic Publ., Dordrecht).
- [11] Gatlin, L. [1972] "Information Theory and the Living System", (Columbia University Press, New York).
- [12] Grassberger, P. [1990] "Finite Sample Corrections to Entropy and Dimension Estimates", *Phys. Lett. A* **128**, 369–373.
- [13] Herzel, H. [1988] "Complexity of Symbol sequences", *Syst. Anal. Model. Simul.* **5**, 435–444.
- [14] Herzel, H., Schmitt, A. O. & Ebeling, W. [1994] "Finite Sample effects in Sequence Analysis", *Chaos, Solitons & Fractals* **4**, 97–113.
- [15] Hilberg, W. [1990] "Der bekannte Grenzwert der redundanzfreien Information in Texten- eine Fehlinterpretation der Shannonschen Experimente?", *Frequenz* **44**, 243–248.
- [16] James, F. & Roos, M. [1975] "A system for function minimization and analysis of the parameter errors", *Comp. Phys. Comm.* **10**, 343–367.
- [17] Jiménez-Montaña, M. A. [1989] "Formal Languages and Information Theory", in *Epigenetic and evolutionary order from complex systems*, ed. B. Goodwin, (Edinburgh Univ. Press, Edinburgh).
- [18] Kauffman, S. A. [1990] "Dynamics of Evolution", *Physica* **42 D**, 135–145.
- [19] Khinchin, A. [1967] "Mathematical Foundation of Information Theory", (Dover, New York).
- [20] Langton, C. G. [1990] "Computation at the Edge of Chaos", *Physica* **42 D**, 12–22.
- [21] Levitin, L. B. & Reingold, Z. [1993] "Entropy of Natural Languages. Theory and Experiment", *subm. Chaos, Solitons & Fractals*.
- [22] Li, W. [1990] "Mutual Information Functions of Natural Texts", *J. Stat. Phys.* **60**, 823–833.
- [23] McMillan, B. [1953] "The Basic Theorems of Information Theory", *Ann. Math. Statist.* **24**, 196–216.
- [24] Nicolis, J. [1991] "Chaos and Information Processing", (World Scientific, Singapore).
- [25] Peng, C. K., Buldyrev, S. V., Goldberger, A. L., Havlin, S., Sciortino, F., Simons, M. & Stanley, H. E. [1992] "Long-range Correlations in Nucleotide Sequences", *Nature* **356**, 168–170.
- [26] Pöschel, T., Ebeling, W. & Rosé, H. [1994] "Guessing Probability Distributions from Small Samples", *Preprint HLRZ 93-103*
- [27] Schenkel, A., Zhang, Jun & Zhang, Yi-Cheng [1993] "Long Range Correlation in Human Writings", *Fractals* **1**, 47–57.
- [28] Schmitt, A. O., Herzel, H. & Ebeling, W. [1993] "A New Method to calculate Higher-Order Entropies", *Europhys. Lett.* **23**, 303–309.
- [29] Voss, R. F. [1992] "Evolution of Long-Range Fractal Correlations and 1/f Noise", *Phys. Rev. Lett.* **68**, 3805–3806.