

Pressure-Tuned Collapse of the Mott-Like State in $\text{Ca}_{n+1}\text{Ru}_n\text{O}_{3n+1}$ ($n=1,2$): Raman Spectroscopic Studies

C.S. Snow,¹ S. L. Cooper,¹ G. Cao,^{2,3} J.E. Crow,³ H. Fukazawa,⁴ S. Nakatsuji,^{3,4} Y. Maeno⁴

¹*Department of Physics and Frederick Seitz Materials Research Laboratory,
University of Illinois at Urbana-Champaign, Urbana, Illinois 61801*

²*Department of Physics and Astronomy, University of Kentucky, Lexington, Kentucky 40506*

³*National High Magnetic Field Laboratory, Tallahassee, Florida 32310*

⁴*Department of Physics, Kyoto University, Kyoto 606-8502, Japan,
and CREST, Japan Science and Technology Corporation, Japan*

(Dated: October 25, 2018)

We report a Raman scattering study of the pressure-induced collapse of the Mott-like phases of $\text{Ca}_3\text{Ru}_2\text{O}_7$ ($T_N=56$ K) and Ca_2RuO_4 ($T_N=110$ K). The pressure-dependence of the phonon and two-magnon excitations in these materials indicate: (i) a pressure-induced collapse of the antiferromagnetic (AF) insulating phase above $P^*\sim 55$ kbar in $\text{Ca}_3\text{Ru}_2\text{O}_7$ and $P^*\sim 5-10$ kbar in Ca_2RuO_4 , reflecting the importance of Ru-O octahedral distortions in stabilizing the AF insulating phase; and (ii) evidence for persistent AF correlations above the critical pressure of Ca_2RuO_4 , suggestive of phase separation involving AF insulator and ferromagnetic metal phases.

PACS numbers: 71.30.+h 75.30.Kz 75.50.Ef 78.30.-j

Complex oxide systems such as the cuprates, nickelates, and manganites have generated intense study over the past few years, in an effort, first, to clarify the relationship between the exotic phases of the materials; and second, to elucidate the origin and nature of the rich phenomena these compounds exhibit,[1] such as unconventional superconductivity, charge- and orbital-ordering, and “colossal” magnetoresistance. Although not so well studied, it is evident that the ruthenate system $(\text{Sr,Ca})_{n+1}\text{Ru}_n\text{O}_{3n+1}$ (n = number of Ru-O layers per unit cell) exhibits the same richness and complexity as other complex oxides, including orbital-ordering in the Mott-like insulators Ca_2RuO_4 ($T_N=110$ K) and $\text{Ca}_3\text{Ru}_2\text{O}_7$ ($T_N=56$ K);[2, 3, 4] “colossal” sensitivities of transport and structural properties to magnetic field,[5] doping,[6, 7] and pressure;[8] and a doping-induced transition in $\text{Ca}_{2-x}\text{Sr}_x\text{RuO}_4$ between a Mott insulator ($x=0$)[6, 7] and a possible unconventional superconductor with $T_C=1.5$ K ($x=2$).[7, 9, 10] A better understanding of these phenomena requires clarifying the manner in which the Mott-like phases of the ruthenates evolve into the exotic metallic and superconducting phases with doping or external perturbation.

Measurements performed while pressure-tuning the phase behavior of a material are particularly valuable for carefully exploring the evolution of exotic phase behavior in complex materials: such studies allow one to investigate - in a particularly well-controlled manner - the effects of doping on a system, absent the deleterious and obscuring effects of disorder introduced when doping via chemical substitution. For example, recent pressure-dependent transport and magnetization measurements of single-layer Ca_2RuO_4 have revealed a dramatic collapse of the antiferromagnetic (AF) insulator phase into a ferromagnetic (FM) metal phase near $P^*\sim 5$

kbar.[8] Unfortunately, thus far there has been little information regarding the important evolution of lattice, charge, and spin *dynamics* across pressure-induced phase boundaries in these systems. In this Letter, we describe a novel investigation that combines the power of inelastic light (Raman) scattering for probing spin-, charge- and lattice-degrees of freedom in a material, with the systematic phase control afforded by pressure-tuning, in order to investigate the evolution of the spin-, charge- and lattice-dynamics through the pressure-tuned collapse of the Mott-like phases of Ca_2RuO_4 and $\text{Ca}_3\text{Ru}_2\text{O}_7$. This study allows us to investigate several critical issues related to these materials, including the role of structure and orbital polarization in stabilizing the AF insulating phases, and the manner in which AF correlations evolve into the pressure-induced metallic phases.

Raman scattering measurements were performed on single crystal samples of Ca_2RuO_4 and $\text{Ca}_3\text{Ru}_2\text{O}_7$ as functions of both temperature and hydrostatic pressure. Single crystals were obtained by a floating zone technique for Ca_2RuO_4 ,[7] and by a flux method for $\text{Ca}_3\text{Ru}_2\text{O}_7$. [5] The Raman spectra were taken in a true backscattering geometry with 647.1 nm incident photons from a Kr^+ laser. Variable low-temperature high-pressure measurements were obtained by loading the samples into a SiC-anvil cell that was mounted on an insert specially-designed to fit in a flow-through helium cryostat, allowing continuous adjustment of both the temperature (3.5 - 300 K) and pressure (0 - 100 kbar). Argon was used as the pressure-transmitting medium, and the pressure inside the cell was determined from the shift of the fluorescence line of a small piece of ruby placed near the sample. From the linewidth variation of the ruby line as a function of pressure and temperature, we estimate the degree of non-hydrostaticity in the pressure cell to be $\sim 1\%$ or less. The

incident photon energy (~ 2 eV) is well below the ~ 3 eV charge-transfer gap of the ruthenates;[11] therefore pressure-dependent resonance enhancements of the scattering were not expected or observed for the excitations studied.

We first focus attention on the $\text{Ca}_3\text{Ru}_2\text{O}_7$ system, which exhibits a transition from paramagnetic to AF states at $T_N=56$ K, and a metal-insulator transition at $T_{MI}=48$ K.[12] As first shown by Liu *et al.*,[13] the metal-insulator transition in this material is clearly revealed in the Raman spectrum by the abrupt softening of the 438 cm^{-1} out-of-phase (B_{1g} symmetry) c-axis Ru-O phonon mode (see Fig. 1 (top)). The softening of this mode is likely associated with an abrupt c-axis lattice contraction that is known to accompany the metal-insulator transitions of both $\text{Ca}_3\text{Ru}_2\text{O}_7$ [5] and Ca_2RuO_4 . [6] For our purposes, we use the phonon softening of this B_{1g} mode to examine the pressure-dependence of the metal-insulator transition in $\text{Ca}_3\text{Ru}_2\text{O}_7$, $T_{MI}(P)$. Fig. 1 (middle, bottom) shows that the temperature at which the B_{1g} phonon softening occurs systematically decreases with increasing pressure. Identifying the midpoint temperature of this phonon softening as $T_{MI}(P)$, we find a linear decrease of T_{MI} with pressure - with a rate $\Delta T_{MI}/\Delta P \approx -0.85\text{ K/kbar}$ - and a complete collapse of the insulating phase above a critical pressure near $P^* \sim 55\text{ kbar}$ (Fig. 1, bottom).

The strong pressure dependence of T_{MI} in $\text{Ca}_3\text{Ru}_2\text{O}_7$, and the eventual pressure-induced collapse of the insulating phase summarized in Fig. 1, clearly reveals behavior not described by the simple Mott-Hubbard description of the AF insulating phase. In particular, this result suggests that the insulating phase of $\text{Ca}_3\text{Ru}_2\text{O}_7$ is stabilized by some structural parameter to which pressure strongly couples. This parameter is most likely associated with Jahn-Teller-type distortions of the Ru-O octahedra, which are known to occur abruptly at the metal-insulator transitions of both $\text{Ca}_3\text{Ru}_2\text{O}_7$ [5] and Ca_2RuO_4 . [6] A principal effect of these distortions is to reduce the orbital degeneracy of the Ru^{4+} t_{2g} levels by lowering the d_{xy} orbital energy relative to those of the d_{xz} and d_{yz} orbitals.[14] Fang and Terakura have found in electronic structure calculations that these octahedral distortions stabilize an AF insulating phase by reducing the t_{2g} bandwidth and shifting the Fermi surface nesting wavevector closer to the zone boundary.[14] Pressure, on the other hand, should thwart this tendency by reducing Ru-O octahedral distortions, thereby stabilizing the lower unit-cell volume metallic phase.[15]

In view of the strong pressure-sensitivity of the Mott-like phase in the ruthenates, it is of interest to directly study how AF correlations evolve with pressure-tuning through the pressure-induced collapse of the AF insulating phase of $\text{Ca}_{n+1}\text{Ru}_n\text{O}_{3n+1}$. We can directly probe this important issue by studying the pressure dependence of the two-magnon scattering response of $\text{Ca}_{n+1}\text{Ru}_n\text{O}_{3n+1}$.

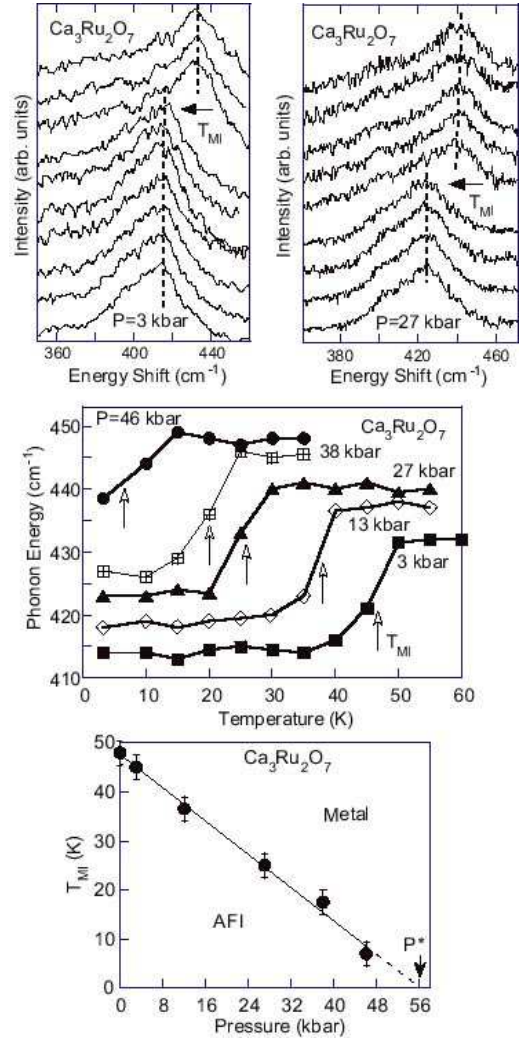


FIG. 1: Top: $P=3.5\text{ kbar}$ and 27 kbar Raman spectra of the B_{1g} out-of-phase Ru-O phonon at temperatures (from bottom to top spectra): 3.5 K , 10 K , 15 K , 20 K , 30 K , 35 K , 40 K , 50 K , 55 K , and 60 K (3.5 kbar only). The spectra have been offset. Middle: Summary of the temperature-dependence of the B_{1g} out-of-phase Ru-O phonon at different values of the pressure. The arrows denote the estimated metal-insulator transition, $T_{MI}(P)$. Bottom: Summary of the pressure-dependence of the metal-insulator transition temperature, $T_{MI}(P)$.

Two-magnon scattering, which involves the simultaneous flip of spins on adjacent (Ru) sites, affords an ideal means of directly studying the short-range AF correlations in a system.[13, 16, 17, 18] The associated Raman scattering process involves a photon-induced superexchange of two spins on nearest-neighbor (Ru $4d^4$) sites; in the presence of AF order with an in-plane correlation length ξ_{2D} greater than 2-3 lattice spacings, the energy cost of this spin-exchange process is 6.7 J for a $S=1$ system.[13, 17, 18] Consequently, the energy, linewidth, and intensity of the two-magnon response afford substantial information regarding the exchange interaction energy and lifetime associated with AF fluctuations, even

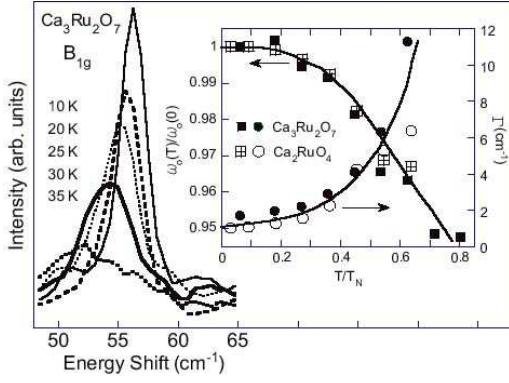


FIG. 2: P=0 two-magnon scattering response of $\text{Ca}_3\text{Ru}_2\text{O}_7$ at various temperatures. Inset: Summary of the normalized two-magnon energy, $\omega_o(T)/\omega_o(0)$, and linewidth, Γ , at P=0 as a function of the normalized temperature, T/T_N , for Ca_2RuO_4 [$\omega_o(0)=102 \text{ cm}^{-1}$] (filled circle and square) and $\text{Ca}_3\text{Ru}_2\text{O}_7$ [$\omega_o(0)=57 \text{ cm}^{-1}$] (open circle and square). Lines drawn are guides to the eye.

in the absence of long-range Néel order.

Fig. 2 shows the two-magnon linewidth and normalized energy as a function of the normalized temperature, T/T_N , for $\text{Ca}_3\text{Ru}_2\text{O}_7$ and Ca_2RuO_4 ; illustrative two-magnon spectra are also shown at various temperatures for $\text{Ca}_3\text{Ru}_2\text{O}_7$ - the results observed for Ca_2RuO_4 are similar. Identification of two-magnon scattering in $\text{Ca}_3\text{Ru}_2\text{O}_7$ and Ca_2RuO_4 is unambiguous, and is based upon the following features: (a) the distinctive temperature dependence of this scattering in the Néel state ($T_N = 56 \text{ K}$ in $\text{Ca}_3\text{Ru}_2\text{O}_7$; $T_N = 110 \text{ K}$ in Ca_2RuO_4), namely, a characteristic decrease in energy and intensity, and an increase in linewidth, with increasing temperature, reflecting the renormalization of magnon energies and lifetimes by thermally-excited carriers;[17, 18] (b) the observed B_{1g} symmetry of this scattering, which is that predicted by the two-magnon scattering Hamiltonian for a material with D_{4h} symmetry,[16] $\Sigma(\mathbf{E}_I \cdot \sigma_{ij})(\mathbf{E}_S \cdot \sigma_{ij})\mathbf{S}_i \cdot \mathbf{S}_j$, where \mathbf{E}_I and \mathbf{E}_S are the incident and scattered electric fields, σ_{ij} is a unit vector connecting sites i and j , and \mathbf{S}_i is the spin operator on site i ; and (c) the scaling of the two-magnon energies in Ca_2RuO_4 [$\hbar\omega_o=102 \text{ cm}^{-1}$, $T_N=110 \text{ K}$] and $\text{Ca}_3\text{Ru}_2\text{O}_7$ [$\hbar\omega_o=57 \text{ cm}^{-1}$, $T_N=56 \text{ K}$] with their respective Néel temperatures. Using the energy cost of a two-magnon excitation in an S=1 layered antiferromagnet with $z=4$ nearest neighbors, $\hbar\omega_o=6.7J$, where J is the in-plane exchange energy, we estimate in-plane exchange energies of $J=15.2 \text{ cm}^{-1}$ for Ca_2RuO_4 and $J=8.5 \text{ cm}^{-1}$ for $\text{Ca}_3\text{Ru}_2\text{O}_7$.

The temperature-dependence of the two-magnon scattering responses in Ca_2RuO_4 and $\text{Ca}_3\text{Ru}_2\text{O}_7$ (inset, Fig. 2) is typical of that observed for AF insulators such as La_2NiO_4 [18] and K_2NiF_4 . [17] On the other hand, the pressure-dependence of the two-magnon response in the ruthenates, illustrated in Fig. 3 for $\text{Ca}_3\text{Ru}_2\text{O}_7$ [(a),(b)] and Ca_2RuO_4 [(c),(d)], is quite re-

markable compared to that observed in more conventional Mott systems. Specifically, the two-magnon energy in conventional Mott insulators such as La_2CuO_4 [19] and NiO [20] systematically increases with increasing pressure: $\Delta\omega_o/\Delta P \sim +2.6 \text{ cm}^{-1}/\text{kbar}$ ($+0.17\%/\text{kbar}$) in NiO [20] and $\Delta\omega_o/\Delta P \sim +4 \text{ cm}^{-1}/\text{kbar}$ ($+0.13\%/\text{kbar}$) in La_2CuO_4 . [19] This pressure-dependence reflects an increase in the d-electron hopping matrix element t with increasing pressure, and a corresponding increase in the exchange constant J , in accordance with the simple Hubbard model, $J=t^2/U$, where U is the Coulomb interaction. By contrast, Fig. 3 shows that the two-magnon energies in $\text{Ca}_3\text{Ru}_2\text{O}_7$ and Ca_2RuO_4 are relatively insensitive to pressure up to the pressure-induced insulator-metal transitions (e.g., $\Delta\omega_o/\Delta P < -0.04\%/\text{kbar}$ in $\text{Ca}_3\text{Ru}_2\text{O}_7$), suggesting that the exchange interaction energy in the ruthenates is not appreciably influenced by pressure over this range. Instead, increased pressure in the ruthenates primarily results in a systematic reduction in the intensity of two-magnon scattering. These unusual trends in the pressure-dependence of the two-magnon scattering response suggest that in the ruthenates, increased pressure suppresses AF correlations, *not* via changes in the AF exchange coupling, but rather by suppressing the Ru-O octahedral distortions - and the resulting orbital polarization - that help stabilize antiferromagnetism in the ruthenates.[2, 5, 6, 14]

A comparison of the pressure-dependences of Ca_2RuO_4 and $\text{Ca}_3\text{Ru}_2\text{O}_7$ is of particular interest (Fig. 3). For example, although a pressure of $P^* \sim 50 \text{ kbar}$ is required to completely suppress AF correlations in $\text{Ca}_3\text{Ru}_2\text{O}_7$, AF correlations in Ca_2RuO_4 are completely suppressed at much lower pressures, $P^* \sim 15 \text{ kbar}$, in spite of its substantially larger Néel temperature ($T_N=110 \text{ K}$) and exchange coupling ($J=15.2 \text{ cm}^{-1}$). Moreover, while two-magnon excitations (and AF correlations) in $\text{Ca}_3\text{Ru}_2\text{O}_7$ are completely suppressed at the pressure-induced insulator-metal transition, in Ca_2RuO_4 we find that the two-magnon response persists well into the pressure-induced metallic phase. Specifically, pressure-dependent transport and magnetization measurements of a Ca_2RuO_4 sample with a similar T_N ($=112 \text{ K}$) reveal a pressure-induced transition at $P^*=5 \text{ kbar}$ from an AF insulator into a FM metallic phase;[8] in support of this value for P^* , we observe a large increase in the two-magnon linewidth of Ca_2RuO_4 above $P=7 \text{ kbar}$, consistent with increased damping of magnons due to the presence of free carriers (Fig. 3 (d)). However, our results clearly indicate that an observable two-magnon response persists to more than $P \sim 10 \text{ kbar}$, i.e., roughly twice the pressure at which the insulator-metal transition is induced in Ca_2RuO_4 at $P^*\sim 5 \text{ kbar}$. This indicates a possible phase separation regime involving FM metallic and AF insulating phases near P^* , an interpretation that is consistent with the strongly first-order nature of the metal-insulator transition in these systems.

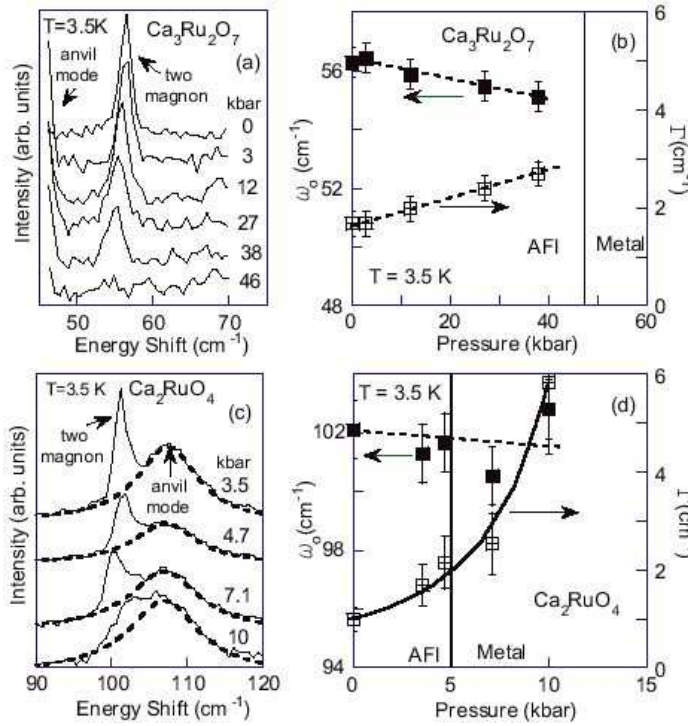


FIG. 3: Raman spectra of the two-magnon scattering response at different pressures for (a) Ca₃Ru₂O₇ and (c) Ca₂RuO₄. The spectra have been offset. Summary of the two-magnon energy ω and linewidth Γ as a function of pressure for (b) Ca₃Ru₂O₇ and (d) Ca₂RuO₄. Hatched lines reflect rough phase boundaries inferred from our phonon results for Ca₃Ru₂O₇, and from the results of reference [8] for Ca₂RuO₄. Lines drawn are guides to the eye. For Ca₂RuO₄, the two-magnon parameters were obtained after accounting for an anvil phonon mode with a simple lorentzian fit (dashed line).

The dramatic sensitivity of T_{MI} and AF correlations to pressure in the ruthenates, particularly Ca₂RuO₄, is indicative of a strong competition between distinct orbital and magnetic phases in the ruthenates, with pressure-tuning pushing the system toward a pressure-tuned $T=0$ critical point at P^* that separates the orbital-ordered AF insulating state and a pressure-induced FM metal phase. Interestingly, calculations by Hotta and Dagotto[3] and Anisimov et al.[4] indicate the close proximity of AF and FM orbital-ordered phases, whose relative stability should be quite sensitive to pressure. These calculations are consistent with our evidence for persistent AF correlations associated with a remnant AF insulating phase in the pressure-induced FM metal phase of Ca₂RuO₄. Notably, theoretical estimates of the relative pressure-stability of different possible ordered phases in the ruthenates might help our results better differentiate among various orbital-ordering scenarios.

In summary, we have used a novel low-temperature, high-pressure Raman spectroscopic investigation to study the pressure-induced collapse of the AF insulating phases of Ca₂RuO₄ and Ca₃Ru₂O₇. We find that, unlike

conventional Mott insulators, pressure causes the AF insulating phase of the ruthenates to collapse at a $T=0$ critical point P^* , most likely by suppressing Ru-O octahedral distortions - and the resulting d-orbital polarization - that stabilize the AF insulating phase of these systems. Pressure-dependence studies of two-magnon scattering in Ca₂RuO₄ and Ca₃Ru₂O₇ reveal that the AF correlations in Ca₂RuO₄ are much more sensitive to pressure than in Ca₃Ru₂O₇, and that AF correlations associated with remnant AF insulator regions may persist well into the pressure-induced FM metallic phase of Ca₂RuO₄. This is indicative of a strong competition between orbital-ordered AF insulating and FM metal phases, the outcome of which is strongly influenced by pressure.

We thank H. Rho for making some of the initial zero-pressure measurements on the Ca₂RuO₄ system, and we thank E. Dagotto, M. V. Klein, and F. Nakamura for useful discussions. This work was supported by the Department of Energy under grant DEFG02-96ER45439.

- [1] M. Imada, A. Fujimori, and Y. Tokura, Rev. Mod. Phys. **70**, 1039 (1998).
- [2] S. Nakatsuji, S. Ikeda, and Y. Maeno, J. Phys. Soc. Jpn. **66**, 1868 (1997); G. Cao et al., Phys. Rev. B **56**, R2916 (1997); T. Mizokawa et al., Phys. Rev. Lett. **87**, 077202 (2001).
- [3] T. Hotta and E. Dagotto, Phys. Rev. Lett. **88**, 017201 (2001).
- [4] V. I. Anisimov et al., Eur. Phys. J. B **25**, 191 (2002).
- [5] G. Cao et al., cond-mat/0205151 (2002).
- [6] M. Braden et al., Phys. Rev. B **58**, 847 (1998); O. Friedt et al., Phys. Rev. B **63**, 174432 (2001).
- [7] S. Nakatsuji and Y. Maeno, Phys. Rev. Lett. **84**, 2666 (2000); S. Nakatsuji and Y. Maeno, Phys. Rev. B **62**, 6458 (2000).
- [8] F. Nakamura et al., Phys. Rev. B **65**, 220402(R) (2002).
- [9] T. M. Rice and M. Sigrist, J. Phys.: Condensed Matter **7**, L643 (1995).
- [10] Y. Maeno et al., Nature (London) **372**, 532 (1994); A. P. Mackenzie et al., Phys. Rev. Lett. **80**, 161 (1998).
- [11] A. V. Puchkov et al., Phys. Rev. Lett. **81**, 2747 (1998).
- [12] G. Cao et al., Phys. Rev. B **56**, 5387 (1997).
- [13] H. L. Liu et al., Phys. Rev. B **60**, 6980 (1999).
- [14] Z. Fang and K. Terakura, Phys. Rev. B **64**, 020509(R) (2001); see also I.I. Mazin and D.J. Singh, Phys. Rev. Lett. **82**, 4324 (1999).
- [15] A similar suppression of Jahn-Teller distortions with pressure was also observed in room-temperature Raman measurements of La_{0.75}Ca_{0.25}MnO₄; A. Congeduti et al., Phys. Rev. Lett. **86**, 1251 (2001).
- [16] G. Blumberg et al., Science **278**, 1427 (1997); M. Rühbausen et al., Phys. Rev. Lett. **82**, 5349 (1999).
- [17] P. A. Fleury and H. J. Guggenheim, Phys. Rev. Lett. **24**, 1346 (1970); P. A. Fleury and R. Loudon, Phys. Rev. **166**, 514 (1968).
- [18] S. Sugai et al., Phys. Rev. B **42**, 1045 (1990); S. Sugai et al., J. Phys. Soc. Japan **67**, 2992 (1998).
- [19] M. C. Aronson et al., Phys. Rev. B **44**, 4657 (1991).
- [20] M. J. Massey et al., Phys. Rev. B **42**, 8776 (1990).