

Interpocket polarization model for magnetic structures in rare-earth hexaborides

Yoshio KURAMOTO* and Katsunori KUBO†

Department of Physics, Tohoku University, Sendai 980-8578

(Received)

The origin of peculiar magnetic structures in cubic rare-earth (R) hexaborides RB_6 is traced back to their characteristic band structure. The three sphere-like Fermi surfaces induce interpocket polarization of the conduction band as a part of a RKKY-type interaction. It is shown for the free-electron-like model that the interpocket polarization gives rise to a broad maximum in the intersite interaction $I(\mathbf{q})$ around $\mathbf{q} = (1/4, 1/4, 1/2)$ in the Brillouin zone. This maximum is consistent with the superstructure observed in $\text{R}=\text{Ce, Gd}$ and Dy . The wave-number dependence of $I(\mathbf{q})$ is independently extracted from analysis of the spin-wave spectrum measured for NdB_6 . It is found that $I(\mathbf{q})$ obtained from fitting the data has a similarity to that derived by the interpocket polarization model, except that the absolute maximum now occurs at $(0, 0, 1/2)$ in consistency with the A-type structure. The overall shape of $I(\mathbf{q})$ gives a hint toward understanding an incommensurate structure in PrB_6 as well.

KEYWORDS: GdB_6 , NdB_6 , PrB_6 , CeB_6 , hexaborides, RKKY interaction, elastic constant, quadrupolar interaction

Interest in cubic rare-earth (R) hexaborides RB_6 comes mainly from the rich structure in their ordered phases. The best studied example is CeB_6 which undergoes a quadrupole (orbital) order at 3.3 K and then a magnetic order at 2.4 K.¹⁾ The magnetic ground state is characterized by double- \mathbf{k} structure with wave vectors $(1/4, \pm 1/4, 1/2)$ in units of the reciprocal lattice parameter $2\pi/a$. Since the orbital order is superimposed on the magnetic order, it has been suspected that the orbital degeneracy in the crystalline electric field (CEF) ground state Γ_8 plays an important role.²⁾ Recently, however, neutron scattering experiment on GdB_6 has detected an equivalent wave vector in the ordered phase below 15 K.³⁾ Since the trivalent Gd ion has a half-filled 4f shell without orbital degrees of freedom, the order at $\mathbf{k} = (1/4, 1/4, 1/2)$ should have an origin which does not depend so much on the particular configuration of 4f electrons. It is known that PrB_6 also has the same wave number in the magnetically ordered ground state below 4.2 K, but the intermediate phase between 4.2 K and 6.9 K has an incommensurate structure.⁴⁾ On the other hand, the ground state of NdB_6 has a simple antiferromagnetic structure called the type I (or A-type) with alternating plane polarized along and against $(0, 0, 1)$.^{5, 6)}

In this paper we propose a simple model to understand the origin of these structures from a unified point of view. The basic observation is that the Fermi surface of RB_6 consists of three nearly spherical pieces centered on the X points $X_x = (1/2, 0, 0)$, $X_y = (0, 1/2, 0)$, $X_z = (0, 0, 1/2)$ in the Brillouin zone. The RKKY interaction involves interpocket polarization, which has a new characteristic wave vector $\mathbf{K}_3 = (1/2, 1/2, 0)$ which connects X_x and X_y , and equivalent ones. Just like the ordinary RKKY interaction can bring about the antiferromagnetic ordering by halving the reciprocal lattice vector, the halving of the characteristic wave vector $(1/2, 1/2, 0)$ can bring about the ordering at $(1/4, 1/4, 1/2)$.

Let us consider the case of GdB_6 where the 4f electrons have only the spin degrees of freedom. The exchange interaction between a 4f-spin \mathbf{S}_i at \mathbf{R}_i and conduction

electrons is taken to be

$$H_{df} = \frac{J}{N} \sum_{\mathbf{k}, \mathbf{p}} \sum_i W_{\mathbf{k}, \mathbf{p}} e^{i(\mathbf{p}-\mathbf{k}) \cdot \mathbf{R}_i} \mathbf{S}_i \cdot \boldsymbol{\sigma}_{\alpha\beta} c_{\mathbf{k}\alpha}^\dagger c_{\mathbf{p}\beta}, \quad (1)$$

where N is the number of lattice sites, and $JW_{\mathbf{k}, \mathbf{p}}$ is determined by the exchange integral involving 4f wave functions and the conduction states. We follow the previous argument⁷⁾ to derive $JW_{\mathbf{k}, \mathbf{p}}$. In analogy with the APW method we consider a muffin-tin sphere centered at the origin. The Bloch function $\psi_{\mathbf{k}}(\mathbf{r})$ of the conduction band is expanded inside the sphere as

$$\psi_{\mathbf{k}}(\mathbf{r}) = \frac{1}{\sqrt{N}} \sum_{\lambda} R_{k\lambda}(r) \sum_{\Gamma\gamma} d_{\Gamma\gamma}^{(\lambda)}(\mathbf{k}) Y_{\Gamma\gamma}^{(\lambda)}(\hat{r}), \quad (2)$$

where $R_{k\lambda}(r)$ describes the radial part with orbital index λ , and $Y_{\Gamma\gamma}^{(\lambda)}(\hat{r})$ with $\hat{r} = \mathbf{r}/r$ is the cubic harmonics for the point-group representation Γ and its component γ . We neglect the k -dependence of $R_{k\lambda}(r)$ since the extent of 4f electrons is smaller than that of 5d electrons which contribute dominantly to the exchange. Because the orbital angular momentum is zero in Gd^{3+} , the exchange integral becomes diagonal with respect to the azimuthal quantum number of 4f states, and to (Γ, γ) . Thus the exchange interaction becomes isotropic with a factor

$$W_{\mathbf{k}, \mathbf{p}} = \sum_{\Gamma\gamma} d_{\Gamma\gamma}^{(5d)}(\mathbf{k})^* d_{\Gamma\gamma}^{(5d)}(\mathbf{p}). \quad (3)$$

The RKKY interaction $I(\mathbf{q})$ is given by

$$I(\mathbf{q}) = \frac{2J^2}{N} \sum_{\mathbf{k}} |W_{\mathbf{k}, \mathbf{k}+\mathbf{q}}|^2 \frac{f(\epsilon_{\mathbf{k}+\mathbf{q}}) - f(\epsilon_{\mathbf{k}})}{\epsilon_{\mathbf{k}} - \epsilon_{\mathbf{k}+\mathbf{q}}}$$

with $f(\epsilon)$ being the Fermi function. The intrapocket contribution to $I(\mathbf{q})$ comes from such \mathbf{k} and $\mathbf{k} + \mathbf{q}$ that belong to the same pocket of the conduction band. In addition, there arises the interpocket contribution explained earlier. Let us take the free-electron-like dispersion and set $|W_{\mathbf{k}, \mathbf{k}+\mathbf{q}}|^2$ constant in order to see the consequence of the interpocket contribution in the simplest manner.

In order to keep the lattice periodicity, we take summation over the reciprocal lattice vectors \mathbf{G} rather than restricting the \mathbf{k} -summation within the Brillouin zone. The \mathbf{G} -summation corresponds to inclusion of higher energy bands. Namely we introduce

$$\tilde{\Pi}(\mathbf{q}) = \sum_{\mathbf{G}} F(\mathbf{q} + \mathbf{G}) \Pi(\mathbf{q} + \mathbf{G}),$$

where $F(\mathbf{q} + \mathbf{G})$ is a form factor to be specified later, and $\Pi(\mathbf{q})$ is the Lindhard function multiplied by the partial density of states at the Fermi level. The Fermi wave number k_F is given by $k_F a / \pi = \pi^{-1/3} = 0.9656 / \sqrt{2}$, which means that the three spherical Fermi surfaces barely touch with one another. In the real RB_6 system, the Fermi surface also contains a fine structure along $(1, 1, 0)$ and equivalent directions.^{8,9)}

Adding both intrapocket and interpocket contributions we obtain for \mathbf{q} in Brillouin zone:

$$I(\mathbf{q}) = J^2 [3\tilde{\Pi}(\mathbf{q}) + 2 \sum_{i=1}^3 \tilde{\Pi}(\mathbf{q} - \mathbf{K}_i)] \equiv J^2 \chi(\mathbf{q}),$$

where $3\tilde{\Pi}(\mathbf{q})$ accounts for the three equivalent pockets, and $\tilde{\Pi}(\mathbf{q} - \mathbf{K}_i)$ describes the interpocket polarization. The \mathbf{K}_i 's are given by $\mathbf{K}_1 = (0, 1/2, 1/2)$, $\mathbf{K}_2 = (1/2, 0, 1/2)$, $\mathbf{K}_3 = (1/2, 1/2, 0)$ in units of $2\pi/a$. The factor 2 for the interpocket term enters because each pocket can be both starting and ending states of the transition. For simplicity we take the form factor such that $F(\mathbf{k}) = 1$ if $|k_\alpha| < 6\pi/a$ for all components $\alpha = x, y, z$ and zero otherwise. The choice of the cut-off in the form factor hardly influences the \mathbf{q} -dependence of the RKKY interaction, although it does influence the absolute value. Specifically with $F(\mathbf{q} + \mathbf{G}) = 1$ for all \mathbf{G} , $\tilde{\Pi}(\mathbf{q})$ diverges logarithmically by summation over \mathbf{G} .

Figure 1 shows $\chi(\mathbf{q})$ in the X - M - R plane of the Brillouin zone with $X = (0, 0, 1/2)$, $M = (1/2, 0, 1/2)$ and $R = (1/2, 1/2, 1/2)$. The unit of ordinate is such that $\Pi(0) = 1$, and the large numerical value of $\chi(\mathbf{q})$ comes from summation over \mathbf{G} . For the intersite interaction, only the variation in the \mathbf{q} -space is relevant since the average of $\chi(\mathbf{q})$ represents the intra-site contribution.

We have also made a scan of $\chi(\mathbf{q})$ along $(1/4, 1/4, q_z)$ and found that the peak indeed occurs at $q_z = 1/2$. It is apparent that the interaction favors the magnetic order near the center of the X - M - R plane, namely around $(1/4, 1/4, 1/2)$. Since the ridge extends more toward M rather than R , an incommensurate structure with $q_x \neq q_y$ can be realized by slight change of the system parameters.

We now analyze in more detail the character of the conduction band, which consists mainly of t_{2u} molecular orbitals of 2p electrons in B_6 clusters hybridized with e_g orbitals of 5d electrons. One of the t_{2u} orbitals has the angular dependence $z(x^2 - y^2)$ if seen from the center of the B_6 cluster, and hybridizes best with the 5d $x^2 - y^2$ orbital at neighboring rare-earth sites. Since $z(x^2 - y^2)$ changes sign below and above the B_4 plane, the wave number $(0, 0, 1/2)$ gains the bonding energy optimally.⁹⁾ Thus the bottom of the conduction band goes to X_z and

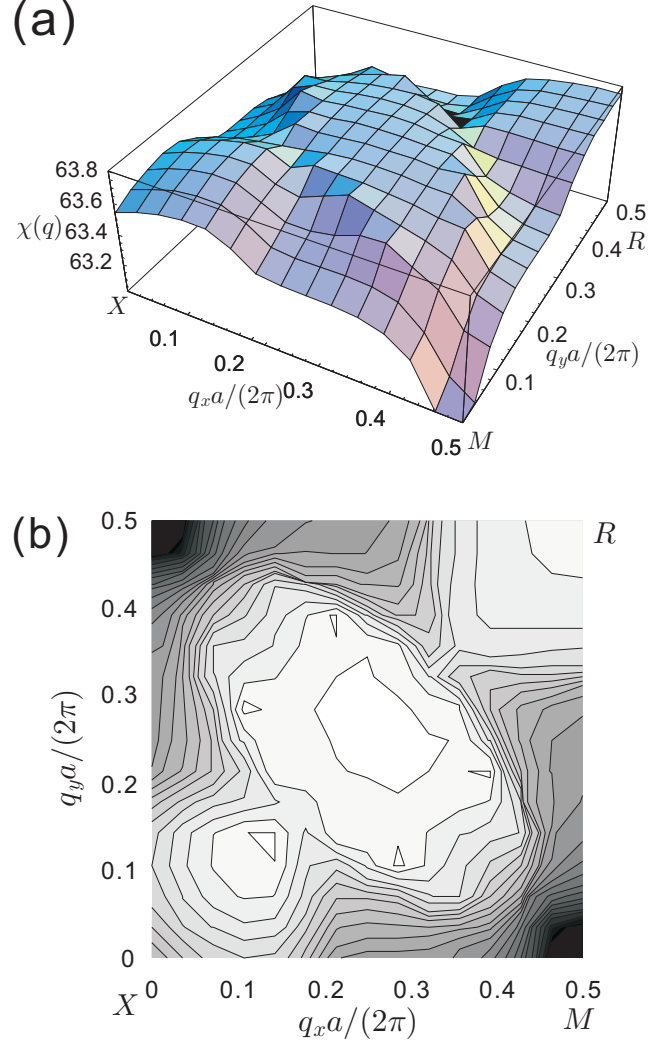


Fig. 1. Wave-number dependence of the intersite interaction in the X - M - R plane: (a) three-dimensional plot; (b) contour plot.

equivalent points. For $\Gamma = e_g$ we use a simplified notation $(\gamma|\mathbf{k}) = d_{\Gamma\gamma}^{(5d)}(\mathbf{k})$ with γ being either the state $x^2 - y^2$ or $3z^2 - r^2$. Then we have a large amplitude $(x^2 - y^2|X_z)$, while $(3z^2 - r^2|X_z)$ is negligible. At another point $X_x = (1/2, 0, 0)$, the wave function has the character of $y^2 - z^2$ which can also be represented by

$$|y^2 - z^2\rangle = -\frac{1}{2}|x^2 - y^2\rangle - \frac{\sqrt{3}}{2}|3z^2 - r^2\rangle, \quad (4)$$

with use of the basis set at X_z . Thus the orbital flip from $|x^2 - y^2\rangle$ to $|y^2 - z^2\rangle$ can take place even with the cubic symmetry. We note that the finite overlap does not contradict with the orthogonality of Bloch functions with different \mathbf{k} .

The relative weight of the interpocket polarization against the intrapocket one should influence the detailed behavior of $I(\mathbf{q})$. We estimate from the above argument the weight factor $W_{\mathbf{k},\mathbf{p}}$ for $\mathbf{k} = X_z$ and $\mathbf{p} = X_x$ relative to $W_{\mathbf{k},\mathbf{k}}$ as

$$W_{\mathbf{k},\mathbf{p}}/W_{\mathbf{k},\mathbf{k}} \sim -1/2.$$

These points X_z and X_x , however, are not on the Fermi surface. In the region where two pieces of the Fermi sur-

face almost touch with each other, the interpocket contribution connecting the nearby \mathbf{k} states should have a larger weight factor than the intrapocket one with remote \mathbf{k} and \mathbf{p} . We have made a tight-binding calculation taking the e_g and t_{2u} orbitals, and examined the character of the wave functions at various points in the Brillouin zone. It is found that 2p-electron weight is larger than the 5d-electron weight in general, and the latter changes gradually from $|x^2 - y^2\rangle$ to $|y^2 - z^2\rangle$ as \mathbf{k} moves from X_z to X_x . In a future work, we shall evaluate $W_{\mathbf{k},\mathbf{p}}$ by using realistic wave functions.

The presence of orbital degeneracy in rare-earth ions other than Gd makes it necessary to consider more complicated form of H_{df} . Namely not only the spin exchange interaction but multipole interactions also enter.^{7,10,11} As long as the conduction band consists purely of e_g for the 5d electron part, the wave-number dependence of the multipole intersite interactions is the same as that of the exchange interaction. Actually, however, $t_{2g}(=\Gamma_5)$ also enters into eq.(2). In the presence of orbital degeneracy, $W_{\mathbf{k},\mathbf{p}}$ is no longer given by eq.(3) but with different weights for each Γ .⁷ Moreover, hybridization between 4f electrons and boron 2p electrons may become important in the open-shell case. The hybridization constitutes another mechanism of the intersite interaction.

With these complications in mind we proceed to analysis of the exchange interaction in NdB₆ where the spin-wave spectrum has been measured. The dipole part of H_{df} can be taken in the same form as eq.(1) except that \mathbf{S}_i is replaced by the angular momentum operator \mathbf{J}_i with $J = 9/2$. With only the magnetic intersite interaction, the easy axis of the magnetic moment should be along $(1, 1, 1)$.¹² Actually the moment is parallel or antiparallel to $(0, 0, 1)$, which has been explained in terms of ferroquadrupolar interaction.^{13,14} With inclusion of the magnetic and Γ_3 -type quadrupolar interactions, we consider the following model:

$$H = - \sum_{(i,j)} I_{ij} \mathbf{J}_i \cdot \mathbf{J}_j - g'_3 \sum_i (\langle O_2^0 \rangle O_{2i}^0 + 3 \langle O_2^2 \rangle O_{2i}^2),$$

where we assume that the average of the quadrupole moment does not depend on a site. Other interactions such as the Γ_5 -type quadrupolar interaction¹⁵ are neglected since they do not affect the spin-wave spectrum.

The CEF ground state is $\Gamma_8^{(2)}$, which is four-fold degenerate, and the first excited state lies 132~135 K above.^{13,16} We introduce the Pauli matrix σ^α ($\alpha = x, y, z$) to describe the Kramers pair, and another Pauli matrix τ^α to describe the orbital pair in the $\Gamma_8^{(2)}$ quartet. Then the angular momentum operator J^α within the $\Gamma_8^{(2)}$ subspace is written as

$$J^\alpha = \frac{1}{2}(\xi + \eta T^\alpha) \sigma^\alpha,$$

where $\xi = -0.883$ and $\eta = -4.712$ are numerical constants corresponding to the Lea-Leask-Wolf¹⁷ parameter $x = -0.82$.¹³ The orbital effect on the magnetic moment is described by T^α with $T^z = \tau^z$ and

$$T^{x,y} = -\tau^z/2 \pm \sqrt{3}\tau^x/2.$$

In the Néel state the $\Gamma_8^{(2)}$ quartet undergoes a Zeeman splitting by the molecular field. This splitting induces a finite quadrupole moment which is enhanced by positive g'_3 . Then the lowest level is characterized by $(\tau^z, \sigma^z) = (+, \uparrow)$ in the A-sublayer and $(+, \downarrow)$ in the B-sublayer. One may expect two branches corresponding to excitations

$$(+, \sigma) \rightarrow (\pm, -\sigma),$$

with intensities I_\pm . Here $\sigma = \uparrow, \downarrow$ in the A- and B-sublayers, respectively. The intensity ratio I_+/I_- is given by

$$I_+/I_- = (2\xi/\eta - 1)^2/3 \sim 0.13.$$

Thus we identify the observed branch as the inter-orbital transition $(+, \sigma) \rightarrow (-, -\sigma)$, and assume that intra-orbital branch was not detected because of the small intensity.

By neglecting the small matrix elements for intra-orbital magnetic excitations, we obtain a reduced model which keeps only the two levels leading to I_- . Assuming the A-type antiferromagnetic structure with $\mathbf{Q} = (0, 0, 1)$, we obtain the excitation spectrum by the standard spin-wave theory as

$$\omega_{\mathbf{q}}^2 = [J(\mathbf{q}) - \Delta][J(\mathbf{q} + \mathbf{Q}) - \Delta], \quad (5)$$

where $J(\mathbf{q})$ is the Fourier transform of $J_{ij} = (3\eta^2/16) I_{ij}$, and

$$\Delta = \frac{8\xi(\xi + \eta)}{3\eta^2} J(\mathbf{Q}) + \frac{9}{2}(\xi - \eta - 9)^2 g'_3. \quad (6)$$

The spectrum given by eq.(5) was also postulated in the previous work, where $\omega_{\mathbf{q}}$ experimentally measured was fitted by intersite interactions up to third neighbors. The authors of ref.6 noted that the calculated Néel temperature was about half of the experimental one, 8~9 K. We point out further that the substantial softening around $(1/4, 1/4, 0)$ was not reproduced by the previous fit.

In view of the fact that the RKKY interaction has a long range, we have included a sufficient number ($= 34$) of intersite interactions J_{ij} . The comparison between theory and experiment is shown in Fig.2. The experimental spectrum is well reproduced by our fit. The fit gives $J(\mathbf{Q}) = 1.16$ meV and $\Delta = 1.47$ meV. Then we obtain $g'_3 = 108$ mK from eq.(6). This value is in excellent agreement with experimental one, $g'_3 \sim 100$ mK, deduced from elastic constant.¹³ In the mean-field approximation the Néel temperature is not influenced by g'_3 , and is given by

$$T_N^{\text{MF}} = \frac{4}{3} \frac{\xi^2 + \eta^2}{\eta^2} J(\mathbf{Q}),$$

which is 9.3 K with the fitted value of $J(\mathbf{Q})$.

Figure 3 shows $J(\mathbf{q})$ in the X - M - R plane. The maximum of $J(\mathbf{q})$ occurs at $(0, 0, 1/2)$ in consistency with the A-type order. In addition, there appears a local maximum near $(1/4, 1/4, 1/2)$. The latter indicates a tendency toward the ordering with $\mathbf{q} = (1/4, 1/4, 1/2)$, and brings about the softening of $\omega_{\mathbf{q}}$ near this wave number. We note that the overall behavior of $J(\mathbf{q})$, and thus

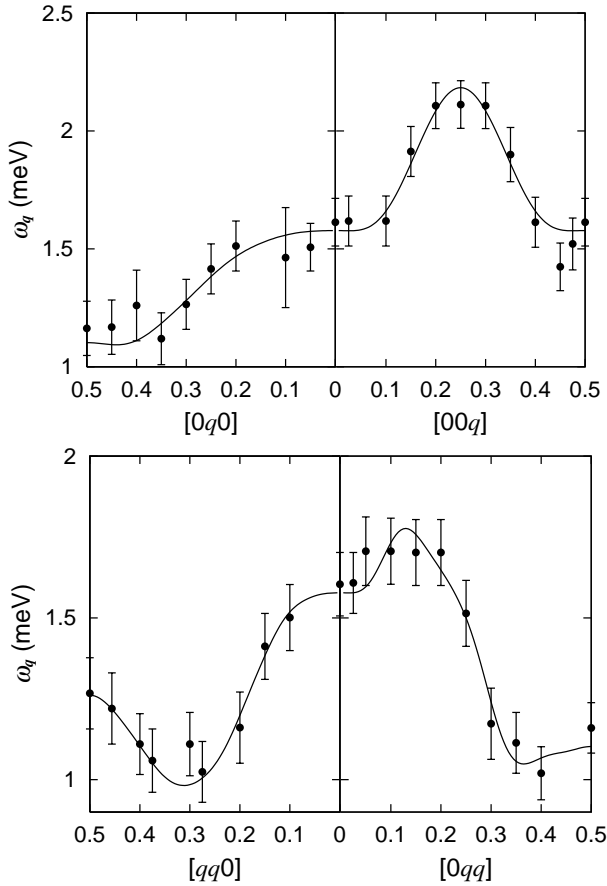


Fig. 2. The magnetic excitation spectrum in NdB_6 along various symmetry directions. Experimental data⁶⁾ are shown by solid circles with error bars, and the solid lines are theoretical fits.

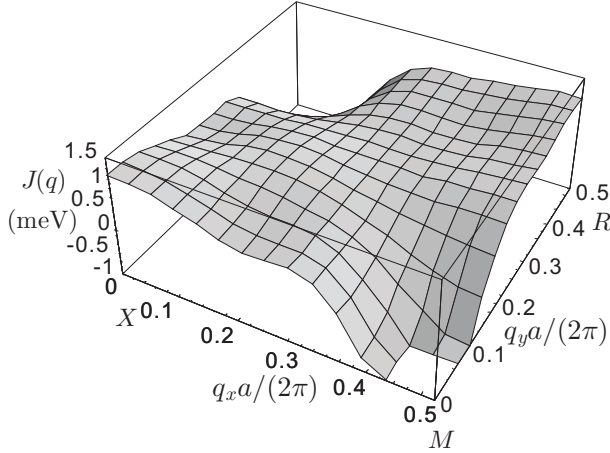


Fig. 3. Wave-number dependence of $J(\mathbf{q})$ in the X - M - R plane.

$I(\mathbf{q}) = (16/3\eta)^2 J(\mathbf{q})$, is similar to the result of the inter-pocket polarization model shown in Fig.1. This similarity supports relevance of the model to real RB_6 systems. The difference should mainly come from our simplification for $W_{\mathbf{k},\mathbf{p}}$ and $\epsilon_{\mathbf{k}}$, and partly from the presence of orbital degeneracy, hybridization, and correlation effect among conduction electrons.

In this paper we have concentrated on the \mathbf{q} -dependence of the intersite interaction $I(\mathbf{q})$. As the magnetization grows, the associated nonlinearity favors a commensurate structure in general. Then the maximum of $I(\mathbf{q})$ does not necessarily give the ordering wave number at the ground state. We suggest that the incommensurate-commensurate transition in PrB_6 may be interpreted along this line. It should be worth investigating detailed features which depend on 4f-electron configurations of each rare-earth species.

Another feature to be addressed with finite order parameters is the direction of magnetic moment at each site. Even with the same $\mathbf{q} = (1/4, 1/4, 1/2)$, the moment patterns are rather different between CeB_6 ¹⁾ and DyB_6 .¹⁸⁾ While in CeB_6 the nearest-neighbor moments are orthogonal to each other and within the (001) plane, the moments in DyB_6 point to $(1/2, 1/2, 1/2)$. The latter is consistent with the magnetic anisotropy in the paramagnetic region. In this connection it is interesting to inquire into the spin patterns of GdB_6 at low temperature, since the magnetic anisotropy in the paramagnetic region is extremely small.¹⁹⁾

Acknowledgements

This work has been supported partly by Special Coordination Funds for Promoting Science and Technology, by a Grant-in-Aid for Scientific Research on Priority Areas (B) from MEXT Japan, and by the NEDO international collaboration program “New boride materials”.

- 1) J. M. Effantin, J. Rossat-Mignod, P. Burlet, H. Bartholin, S. Kunii and T. Kasuya: J. Magn. Magn. Mater. **47-48** (1985) 145.
- 2) H. Kusunose and Y. Kuramoto: J. Phys. Soc. Jpn. **70** (2001) 1751.
- 3) K. Kuwahara *et al.*: Applied Physics A (to be published).
- 4) P. Burlet, J. M. Effantin, J. Rossat-Mignod, S. Kunii and T. Kasuya: J. Phys. (Paris) **C8** (1988) 459.
- 5) C. M. McCarthy and C. W. Tompson: J. Phys. Chem. Solids **41** (1980) 1319.
- 6) W. A. C. Erkelens, L. P. Regnault, J. Rossat-Mignod, M. Gordon, S. Kunii, T. Kasuya and C. Vettier: J. Phys. (Paris) **C8** (1988) 457.
- 7) D. Schmitt and P. M. Levy: J. Mag. Mag. Mater. **49** (1985) 15.
- 8) Y. Onuki, T. Komatsubara, P. H. P. Reinders and M. Springford: J. Phys. Soc. Jpn. **58** (1989) 3698.
- 9) H. Harima, O. Sakai, T. Kasuya and A. Yanase: Solid State Commun. **66** (1988) 603, and private communication.
- 10) T. Kasuya and D. H. Lyons: J. Phys. Soc. Jpn. **21** (1965) 287.
- 11) H. H. Teitelbaum and P. M. Levy: Phys. Rev. **B14** (1976) 3058.
- 12) G. Uimin and W. Brenig: Phys. Rev. **B61** (2000) 60.
- 13) G. Pofahl, E. Zirngiebl, S. Blumenröder, H. Brenten, G. Güntherodt and K. Winzer: Z. Phys. **B66** (1987) 339.
- 14) M. Sera, S. Itabashi and S. Kunii: J. Phys. Soc. Jpn. **66** (1997) 548.

- 15) S. Nakamura, T. Goto, S. Kunii, K. Iwashita and A. Tamaki: J. Phys. Soc. Jpn. **63** (1994) 623.
- 16) M. Loewenhaupt and M. Prager: Z. Phys. **B62** (1986) 195.
- 17) K. R. Lea, M. J. M. Leask and W. P. Wolf: J. Phys. Chem. Solids **23** (1962) 1382.
- 18) K. Takahashi, H. Nojiri, K. Ohoyama, M. Ohashi, Y. Yamaguchi, S. Kunii and M. Motokawa: Physica **241-243** (1998) 696; K. Takahashi: PhD thesis (Tohoku University, 2002).
- 19) R. M. Galera, P. Morin, S. Kunii and T. Kasuya: J. Mag. Mater. **104-107** (1992) 1336.