

# Aging dynamics of $\pm J$ Edwards-Anderson spin glasses

Daniel A. Stariolo\*

*Departamento de Física, Universidade Federal do Rio Grande do Sul, CP 15051, 91501-970 Porto Alegre, Brazil*

Marcelo A. Montemurro and Francisco A. Tamarit<sup>†</sup>

*Facultad de Matemática, Astronomía y Física,  
Universidad Nacional de Córdoba,  
Ciudad Universitaria, 5000 Córdoba, Argentina*

(Dated: October 25, 2018)

We analyze by means of extensive computer simulations the out of equilibrium dynamics of Edwards-Anderson spin glasses in  $d = 4$  and  $d = 6$  dimensions with  $\pm J$  interactions. In particular, we focus our analysis on the scaling properties of the two-time autocorrelation function in a range of temperatures from  $T = 0.07T_c$  to  $T = 0.75T_c$  in both systems. We observe that the aging dynamics of the  $\pm J$  models is different from that observed in the corresponding Gaussian models. In both the  $4d$  and  $6d$  models at very low temperatures we study the effects of discretization of energy levels. Strong interrupted aging behaviors are found. We argue that this is because in the times accessible to our simulations the systems are only able to probe activated dynamics through the lowest discrete energy levels and remain trapped around nearly flat regions of the energy landscape. For temperatures  $T \geq 0.5T_c$  in  $4d$  we find logarithmic scalings that are compatible with dynamical ultrametricity, while in  $6d$  the relaxation can also be described by super-aging scalings.

## I. INTRODUCTION

After more than twenty years of extensive research, the physics of spin glasses is still far from being completely understood. The inherent complexity of the physical scenario together with unsurmountable mathematical difficulties undermine even the simplest theoretical approaches that attempt to include basic realistic ingredients. Notwithstanding that a large amount of information could be extracted from the analysis of the mean field model (i.e. the Sherrington-Kirkpatrick model<sup>1,2</sup>), the extension of those results to finite dimensional spin glasses remains a matter of hard controversy in the statistical physics community<sup>3,4</sup>. In this context large scale numerical simulations emerged as a valuable aid in gaining physical insight into more realistic models<sup>5,6</sup>; however, they pose such a serious demand over existent computational capabilities that the study of the low temperature phases of these systems may be considered in many respects to be still in an exploratory state.

Regarding the out of equilibrium behavior of finite dimensional spin glasses, much attention has been devoted to models with continuous couplings distributions<sup>6,7</sup>. One important feature of these systems is that the ground state is unique. For Gaussian couplings, the aging behavior of models in  $3d$  and  $4d$  reported in the literature seems to be compatible with the simple aging or weak interrupted aging scenarios (to be defined below). These particular scenarios suggest a rather simple phase space structure with a unique relevant time scale, namely the age of the system. This apparently simple behavior could be a consequence of the existence of strongly separated temporal scales. Because of this during the time span of a simulation or experiment at very low temperatures the system could not be able to cross over between different time regimes and only one relevant time scale is probed.

One may wonder whether the relatively simple dynamical behavior observed in spin glasses with continuous distributions at very low temperatures can also be expected in systems with discrete couplings, which present a strong degeneracy of their ground states as well as a noticeable discretization of their low-energy spectrum. That might lead to very low temperature effects that could not be observable in continuous spin glasses.

It is known that at temperatures relatively close to  $T_c$  there is no qualitative difference in the phenomenological characterization of aging<sup>10</sup> between the continuous and discrete couplings systems. However, at lower temperatures, effects deriving from the discrete nature of the energy spectrum as well as from the high degeneracy of the ground states may become apparent in discrete models.

Scaling properties contribute to a quantitative description of complex phenomena, even in cases where a general theory is lacking<sup>3,11,12</sup>. In this respect, different dynamical universality classes may emerge for which similar scaling functions describe the dynamics of different systems. The knowledge of these scaling rules gives considerable insight into the nature of the underlying dynamical processes.

In this paper we present the results of an extensive numerical study of the aging dynamics and scaling properties of the two-time autocorrelation functions for the  $\pm J$  Edwards-Anderson spin glasses in dimensions  $d = 4$  and  $d = 6$  at temperatures which cover the whole low temperature phases of the models.

Our results show important differences between the aging dynamics of the  $\pm J$  models compared with the corresponding Gaussian models. At the very low temperatures  $T = 0.07T_c$  and  $T = 0.15T_c$  we find interrupted aging scenarios both in  $4d$  and  $6d$ . In particular, for the lowest temperature we find a very small exponent indicative of a

rapid relaxation to a stationary dynamics. At first sight this seems hard to reconcile with the expected very slow relaxation which takes place at these extremely low temperatures. Nevertheless this can be seen as a consequence of the discrete nature of energy levels which can produce some non trivial time dependent phenomena at very low temperatures at time scales roughly independent of the waiting time  $t_w$ . The systems simply do not have enough time to relax over barriers dependent on  $t_w$ . So this dynamics is completely different from the usual long time non-equilibrium relaxation but is not trivial due to the discreteness of the low lying energy levels. At  $T = 0.5T_c$  we observe some differences in the behavior in  $4d$  and in  $6d$ . In  $4d$  logarithmic scalings, which are compatible with dynamic ultrametricity, work very well even at this relatively high temperature. In  $6d$  the scenario is less clear since we observe that although logarithmic scalings are very good it is also possible to scale the data with a *super-aging* scaling form. As  $d = 6$  is the upper critical dimension the relaxation dynamics should present some features of the infinite range model. We find instead that the behavior is more similar to that at lower dimensions than to the mean field model.

The paper is organized as follows: in section II we define the model studied and the observables measured; in section III and IV we analyze the results of the  $4d$  and  $6d$  models respectively. Finally the conclusions and a discussion are presented in section V.

## II. MODEL AND METHOD

The system consists of a  $d$ -dimensional hypercubic lattice of Ising spins which interact according to the following Hamiltonian:

$$\mathcal{H} = - \sum_{\langle i,j \rangle} J_{ij} S_i S_j, \quad (1)$$

where the symbol  $\langle i,j \rangle$  indicates that only first neighbor pairs  $i,j$  are taken into account. The coupling constants  $J_{ij}$  are binary random variables chosen from the following probability distribution:

$$\rho(J_{ij}) = \frac{1}{2} \left( \delta(J_{ij} - 1) + \delta(J_{ij} + 1) \right). \quad (2)$$

The time evolution of the model is governed by a standard heat-bath Monte Carlo process with sequential random update. The imposed boundary conditions were periodic in  $4d$  and helical in  $6d$ <sup>13</sup>. In the practical implementation of the numerical algorithm a significant increase in speed was accomplished by using multi-spin coding<sup>13</sup> so each spin and coupling constant demand just one bit of information each for storage. In this way we can run many replicas at the same time at the cost of a single realization. In all cases the dynamics is initiated from a random configuration, simulating a sudden quench from infinite temperature into the spin glass phase.

One straightforward way to characterize the out of equilibrium dynamics of complex magnetic systems is through the analysis of the two-time autocorrelation function  $C(t, t')$ , which can exhibit history dependent features usually referred to as *aging*. A system that has attained thermodynamic equilibrium will show a stationary dynamics for which only time differences make physical sense, and therefore  $C(t, t') \equiv C(t - t')$ . However, complex magnetic systems such as spin glasses show a much more complex behavior due to the presence of an extremely slow relaxational dynamics. These materials may be out of equilibrium for spans of time longer than any available time scale in the laboratory. In this circumstances insight into the ongoing processes can be obtained by studying the scaling properties of dynamical quantities like  $C(t_w + t, t_w)$ , where the *waiting time*,  $t_w$ , stands for the *age* of the system measured after a quench into the spin glass phase, and  $t$  stands for the time measured since the age  $t_w$ .

In the numerical experiments we compute the quantity

$$C(t_w + t, t_w) = \left[ \frac{1}{N} \sum_{i=1}^N S_i(t_w + t) S_i(t_w) \right]_{av}, \quad (3)$$

where we have denoted by  $[\dots]_{av}$  an average taken over several realizations of the random couplings and thermal histories. An additive form for the autocorrelations was assumed:

$$C(t_w + t, t_w) = C_{st}(t) + C_{ag} \left( \frac{h(t_w + t)}{h(t_w)} \right). \quad (4)$$

The stationary part  $C_{st}(t)$  is well described by an algebraic decay of the form  $C_{st}(t) = At^{-x(T)} + q$ . There is no theoretical basis for determining the scaling function  $h(z)$  appearing in the aging part of the autocorrelations. There have been proposed a couple of simple forms which work reasonably well for relaxations in the vicinity of simple aging, in the sense that the correct scaling variable is of the form  $t/t_w^\mu$  with  $\mu \sim 1^7$ . In our case it was not possible to find a unique realization of the function  $h(z)$  for the whole range of temperatures studied. In the scaling analysis we restricted ourselves to find the relevant scaling variables for the aging part of the autocorrelations.

## III. D=4

The simulations of the four dimensional Edwards-Anderson model were done for systems of linear size  $L = 12$  ( $T = 0.07T_c$ ) and  $L = 10$  imposing periodic boundary conditions. We recall that the critical temperature for this model has been estimated to be  $T_c \approx 2^{8,9}$ .

### A. Very low temperatures: probing the discreteness of the lowest energy levels

In Figure 1 we show the behavior of the two-time autocorrelation function  $C(t_w + t, t_w)$  at the temperature

$T = 0.07T_c$ . The waiting times are  $t_w = 2^k, k = 14 \dots 19$ , and the simulation was run up to  $t = 10^7$  MCS. There is a weak dependence on the waiting time and the system relaxes to a stationary regime presenting a strong sub-aging behavior.

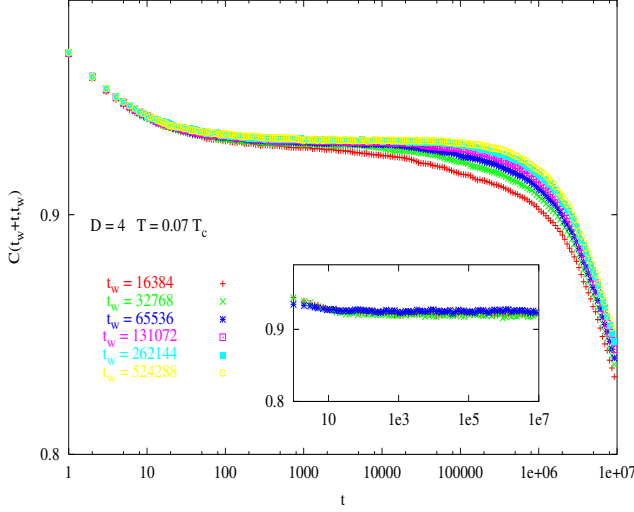


FIG. 1: Two-time autocorrelation function for the  $\pm J$  spin glass in  $d = 4$  with linear size  $L = 12$  after a quench to  $T = 0.07T_c$  in a double logarithmic plot. The waiting times are  $t_w = 2^k, k = 14 \dots 19$  from bottom to top. Inset: the result of a microcanonical run after  $t_w$  for the three longest waiting times.

In Figure 2 we show the best scaling obtained for the long time behavior of the autocorrelation function after subtraction of the stationary part:

$$C_{st}(T) = At^{-x(T)} + q. \quad (5)$$

In this particular case, the best fit was obtained for  $x(T) = 0.57$  (a rather high value) and  $q \approx 0.93$ . In the (weakly)  $t_w$  dependent region it is possible to distinguish two regimes: a first one when the system falls out of the quasi-equilibrium and a second regime at long times. Both are very well described by different interrupted or sub-aging scalings of the form:

$$C_{ag}(t_w + t, t_w) = C\left(\frac{t}{t_w^\mu}\right). \quad (6)$$

For very long times, the best fit yields an exponent  $\mu \simeq 0.1$  which characterizes a very strong sub-aging regime. It is also possible to collapse the data in the time window corresponding to the first out of equilibrium regime ( $t \approx t_w$ ) with the form given by Eq. (6) with an exponent  $\mu \simeq 0.27$  as can be seen in figure 3. Note that the first sub-aging regime disappears gradually as  $t_w$  grows and effectively, after the longest waiting time studied  $t_w \simeq 5 \cdot 10^5$ , these slow modes have practically equilibrated. After these very long waiting times the system evolves quickly to a stationary situation with a very short characteristic aging time  $\simeq t_w^{0.1}$ . The observation of

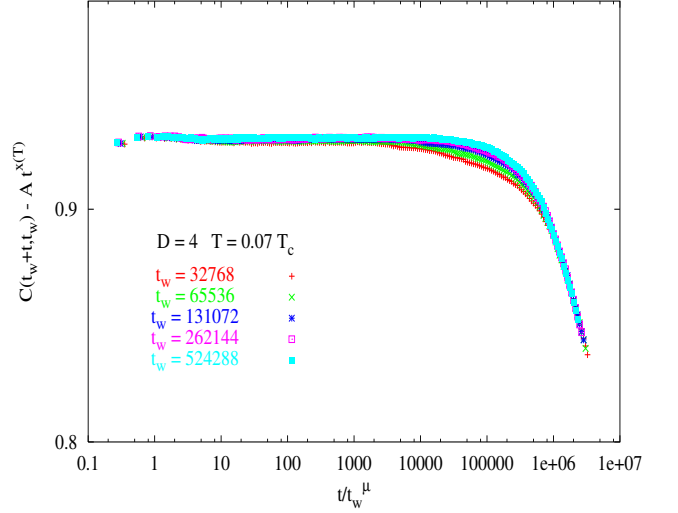


FIG. 2: Interrupted aging scaling for the asymptotic time regime of the data shown in figure 1. The stationary decay of the correlations has been subtracted, fit parameters are  $A = 0.04$  and  $x = 0.57$ . The interrupted aging exponent is  $\mu = 0.1$ .

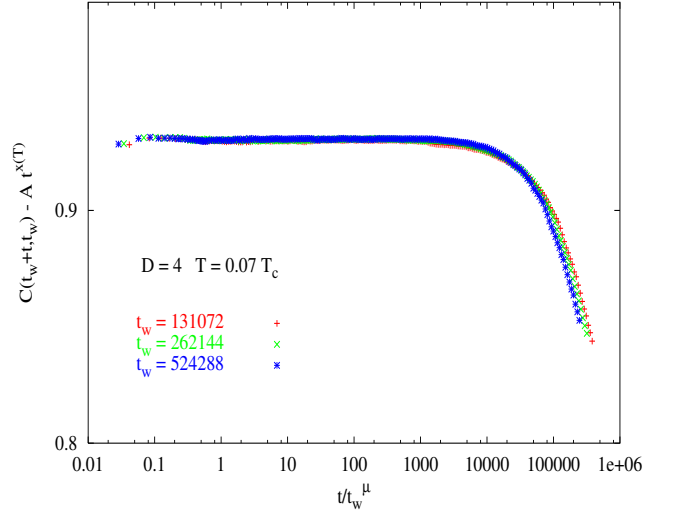


FIG. 3: Interrupted aging scaling for the intermediate time regime of the data shown in figure 1. This time regime is characterized by an interrupted aging exponent  $\mu = 0.27$  higher than the corresponding one seen in the asymptotic regime of figure 2.

these sub-aging regimes at this very low temperature is consequence of the discrete nature of the low lying energy levels. In fact the smallest time scale for activation in this energy landscape is of the order of  $\exp(2/T) \approx 1,6 \cdot 10^6$  which is approximately the time where the correlation leaves the quasi-equilibrium regime (see Figure 1). Up to this time scale the system relaxes effectively in the flat energy landscape defined by the sites with zero local field which are free to flip (besides a smaller group which can still contribute to lowering the energy). Note that

the value of the correlation in the plateau  $C = q$  in this regime does not correspond to the equilibrium order parameter  $q_{EA}$  but instead to one minus the fraction of sites with zero field<sup>21</sup>. After a time of the order of  $\exp(1/0.07)$  thermal activation begins to take place through the lowest lying barriers and the correlations decay to zero as the system expands its available phase space. As a further test for this interpretation we have performed a set of simulations in a microcanonical ensemble which are shown in the inset of Figure 1: for the three longest waiting times we have allowed the system to relax up to  $t_w$  and from then on only flips of spins with zero local fields were allowed. In these conditions the correlations decayed only to the plateau suggesting that the long time decay in the canonical dynamics was produced by activation over low energy barriers. The scenario for this behavior is quite clear: after a long waiting time, the system diffuses further in a flat energy landscape surrounded by barriers of minimum height  $\Delta E = 2$ . At time scales of the order of  $\exp(2/T)$  it can further relax by thermal activation over these low barriers. The next level is at  $\tau \simeq \exp(4/T) \approx 2,56 \cdot 10^{12}$  and it is clearly unreachable. The simplicity of the landscape seen by the system at this temperature explains the presence of the rapidly interrupted aging which is observed.

In figure 4 we present the results of a simulation performed at a higher temperature (though still very low)  $T = 0.15T_c$ . At this temperature in the time range of the simulation the system is able to probe activation over barriers of height  $\Delta E = 2$  and  $\Delta E = 4$ . The waiting times are  $t_w = 5000, 10000, 50000$  and  $200000$ . The three curves for the shortest waiting times can still be well collapsed for large values of  $t$  by the interrupted aging form (6), with an exponent  $\mu \approx 0.3$ . However, the last curve ( $t_w = 200000$ ) clearly departs from this scaling, signaling a crossover to another regime. It is still possible to see an intermediate regime for the shortest  $t_w$ 's.

### B. Full aging dynamics

As the thermal energy is raised above the lowest lying levels the full ruggedness of the landscape should emerge and true aging dynamics should be restored. What happens when the thermal energy is enough to turn discrete energy levels undetectable? In figure 5 we see the autocorrelations for a temperature  $T = 0.5T_c$  for three waiting times  $t_w = 10000, 50000, 100000$ . A fit to the quasi-equilibrium region gives  $x(T) = 0.1$  and  $q = 0.62$ , indicating a very slow relaxation. This is due to the increasing complexity of the phase space visited at this temperature. The best scaling form obtained for the aging regime is presented in figure 6 and corresponds to the following logarithmic form:

$$C_{ag}(t_w + t, t_w) = C\left(\frac{\ln t}{\ln t_w}\right). \quad (7)$$

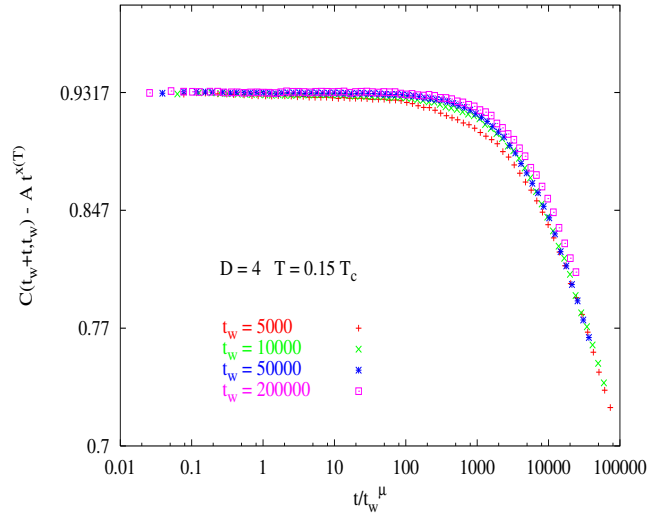


FIG. 4: Interrupted aging scaling for the asymptotic regime of the  $d=4$  Edwards-Anderson model at  $T = 0.15T_c$  with linear size  $L = 10$  and four different waiting times  $t_w = 5000, 10000, 50000$  and  $200000$ . The fitting parameters of the stationary regime are  $A = 0.03$  and  $x(T) = 0.54$ . In this regime the sub-aging exponent is  $\mu = 0.3$ . Note that the curve for the longest waiting time is beginning to depart from this regime.

Note that there is still an intermediate regime which is not well described by this logarithmic scaling but the corresponding time window is too small to try a reasonable collapse there. On the other side, in the long time regime the logarithmic scaling (7) works remarkably well. It is worth noting that this form of the scaling function is compatible with dynamical ultrametricity (see<sup>15</sup>). This form is slightly different from that expected by a droplet like scenario, which takes the form  $\ln(t + t_w)/\ln(t_w)$  and does not obey ultrametricity. This new evidence for a (weak) ultrametricity obtained directly from aging measurements is in agreement with recent results for the same model obtained from a quite different approach<sup>16</sup>. We have also done simulations at temperature  $T = 0.75T_c$  (not shown) and the results are compatible with the logarithmic scaling (7) although due to the strong noise at this rather high temperature the data is not so clean as at lower temperatures and the scaling of the curves is not so good. At high temperatures several time scales are mixed or superposed because of thermal noise and consequently it is difficult to obtain reliable scalings.

### C. $d=6$

We have done a similar analysis of data obtained for the  $d = 6$  Edwards-Anderson model. As this model is at the upper critical dimension we expected to see a behavior similar to the mean field or Sherrington-Kirkpatrick (SK) model<sup>14,17,18</sup>. The off equilibrium dynamics of the SK model is only poorly understood due to the complex-

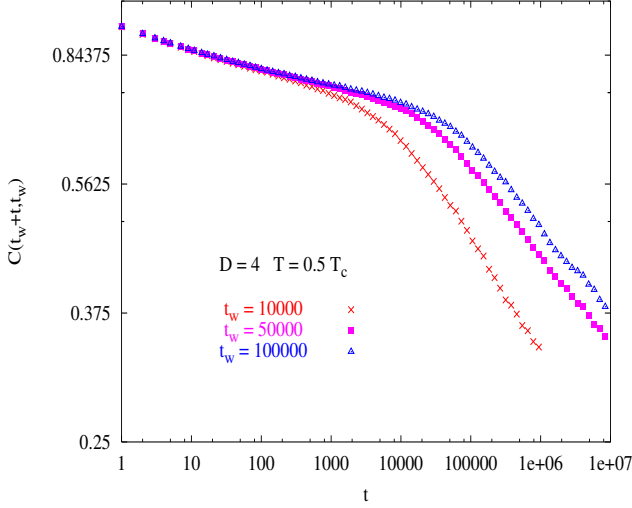


FIG. 5: Two-time autocorrelation function for the  $\pm J$  spin glass in  $d = 4$  with linear size  $L = 10$  after a quench to  $T = 0.5T_c$ . The waiting times are  $t_w = 10000, 50000$  and  $100000$ .

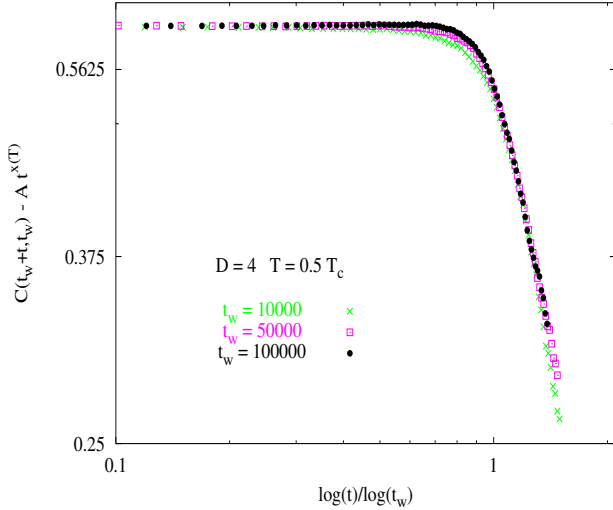


FIG. 6: Logarithmic aging scaling for the asymptotic time regime of the data shown in figure 5. Fit parameters are  $A = 0.3$  and  $x(T) = 0.1$ .

ity which emerges from the full replica symmetry breaking which is the central characteristic of that model. As a consequence of the complex ultrametric organization of time scales no simple scaling form can be found for the aging dynamics which might be described by a superposition of scaling regimes of the form <sup>14</sup>:

$$C_{ag}(t_w + t, t_w) = \sum_i C_i \left( \frac{h_i(t_w + t)}{h_i(t_w)} \right). \quad (8)$$

Nevertheless we have found a much simpler scenario which is in fact very similar to what is observed in  $d = 3$

and  $d = 4$ . The transition to an SK like aging scenario seems to be very slow as the connectivity of the system grows.

All these simulations were carried out for systems with linear size  $L = 5$ . It is worth noting that the computational time required for simulating these systems increases as  $L^6$ , making it much more difficult to use larger values of  $L$ . The critical temperature of this model was estimated in<sup>19,20</sup> to be  $T_c \simeq 3$ . Here again we start by considering the very low temperature case  $T = 0.07T_c$ .

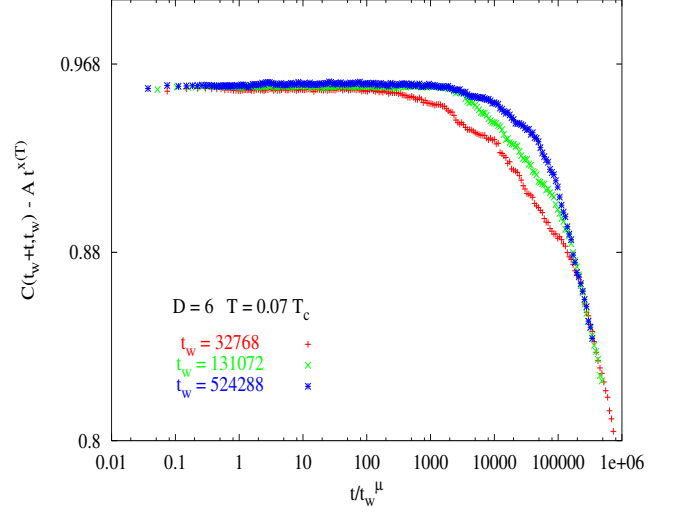


FIG. 7: Sub-aging scaling for two-time autocorrelation functions of the  $d=6$  Edwards-Anderson  $\pm J$  spin glass at  $T = 0.07T_c$ . The fit parameters are  $A = 0.027$ ,  $x(T) = 0.55$  and  $\mu = 0.25$ .

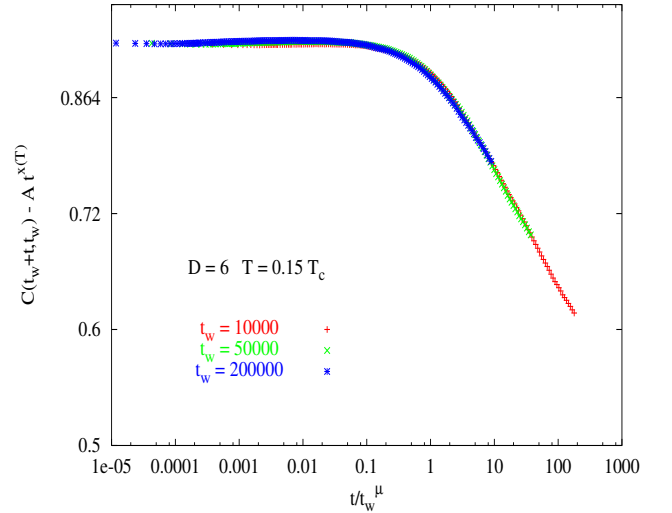


FIG. 8: Sub-aging scaling for the two-time autocorrelation functions for the  $d=6$   $\pm J$  spin glass at  $T = 0.15T_c$ . Fit parameters are  $A = 0.04$ ,  $x(T) = 0.29$  and  $\mu = 0.93$ .

The overall behavior of the two-time autocorrelation function is similar to that described for dimension  $d = 4$ .

It is possible to identify two different sub-aging regimes within the time window of our simulation, which covers up to  $t = 10^7$ . Both in the intermediate and in the asymptotic regimes the functions  $C(t_w + t, t_w)$  can be very well collapsed by an interrupted aging scenario of the form (6). In Figure 7 we show the best scaling obtained for the long time behavior of the autocorrelation after subtraction of the stationary part. The plots correspond to the three longest waiting times:  $t_w = 2^{15}$ ,  $2^{17}$  and  $2^{19}$ . The fitting in the quasi-equilibrium regime yielded  $x(T) = 0.55$  and  $q \simeq 0.96$ , similar to those found for  $d = 4$  at the same temperature. The two regimes described above can be clearly identified in this graph. For the last regime, the best data collapse yields an exponent  $\mu \approx 0.25$  and in the intermediate regime  $\mu \approx 0.9$  (this figure is not shown).

In figure 8 we present the results of a similar simulation performed at  $T = 0.15T_c$ . Here we note that the long times regime which had a smaller exponent (faster relaxation) has now disappeared. Actually the three curves can be very well collapsed by a unique interrupted scaling form with  $\mu = 0.93$ . The main difference between this simulation and that performed for  $d = 4$  (see figure 4) is the fact that now it is not seen the crossover described in  $d = 4$  for the longest waiting time.

Note also that as  $T$  increases the scaling form approaches the simple aging scaling law  $\mu \rightarrow 1$ .

At  $T = 0.5T_c$  the scenario is not so clear as in  $d = 4$ . In figures 9 and 10 we present two different scalings. In 9 we use the expression (7) and in 10 the same scaling form used in the interrupted scenario. Nevertheless, it is important to stress that in this last case the exponent that produces the best collapse is  $\mu \approx 1.2$ , indicating the possible existence of a super-aging regime. However, as can be concluded from these figures, it is difficult to decide which is the true scaling law. In summary, as mentioned at the beginning of this section the  $d = 6$  model presents an aging dynamics very similar to the  $d = 4$  case at corresponding temperatures and it seems to be still far from the limit of the mean field system studied in<sup>17,18</sup>.

#### IV. DISCUSSION AND CONCLUSION

In this paper we have presented an extensive numerical study of the out of equilibrium dynamics of spin glasses with discrete couplings defined on hypercubic lattices in 4 and 6 dimensions, for very low temperatures  $T = 0.07T_c$ ,  $T = 0.15T_c$  and  $T = 0.5T_c$ .

The relaxation behavior of the model with  $\pm J$  couplings is different from that with continuous gaussian couplings. While the observed aging dynamics of the gaussian model is described in a wide range of temperatures and time scales by simple aging or weak interrupted aging scalings, the observed behavior of the  $\pm J$  model seems to depart from that. At the lowest temperatures studied, that is for  $T = 0.07T_c$  and  $T = 0.15T_c$ ,

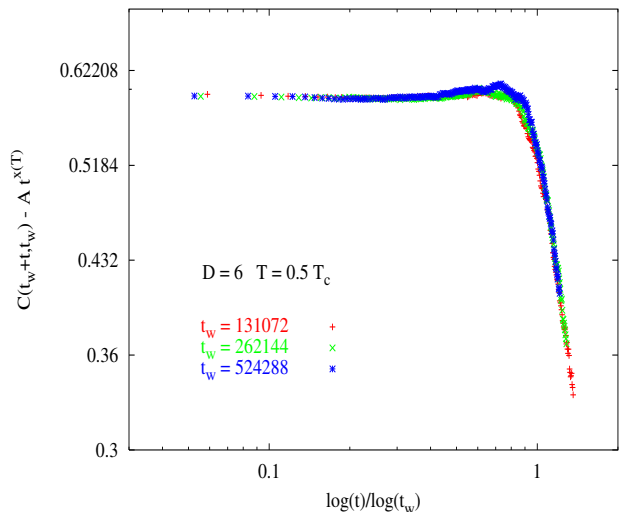


FIG. 9: Logarithmic scaling for the two-time autocorrelation functions of the  $d=6$  Edwards-Anderson spin glass at  $T = 0.5T_c$ . Fit parameters are  $A = 0.34$  and  $x(T) = 0.16$  and  $q = 0.59$ .

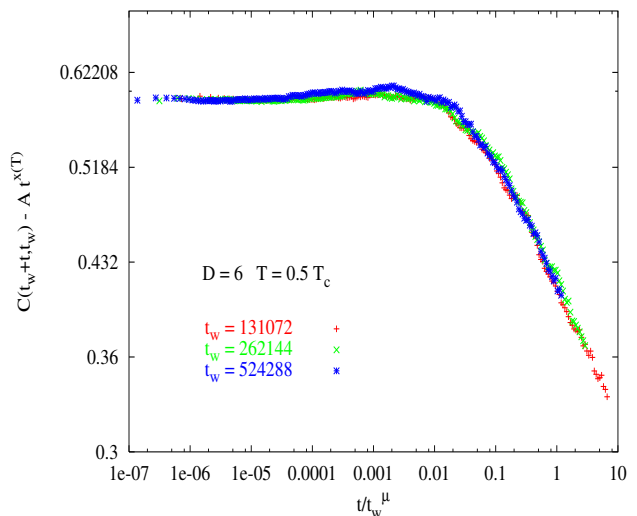


FIG. 10: Super-aging scaling for the same data of figure (9). Fit parameters are  $A = 0.34$  and  $x(T) = 0.16$ ,  $q = 0.59$  and  $\mu = 1.2$ .

the thermal energy is still not enough to permit activation over several scales and only the lowest lying energy levels are probed. As a consequence the system diffuses on a flat energy landscape surrounded by low barriers of height 2 or at most 4. It relaxes in this simple landscape presenting a kind of interrupted aging with a rapid relaxation to stationarity. In this sense these relaxations are practically independent of  $t_w$  and true aging is restored only at higher temperatures. In order to see true aging at these very low temperatures we would have to wait for extremely long times. At  $T = 0.5T_c$  both in  $d = 4$  and  $d = 6$  the full aging is restored, no more signs of interrupted

scalings are seen but a slower logarithmic scaling is observed. At this intermediate temperature range thermal energy is large compared with the low lying energy states which were important at the lower temperatures. Consequently the aging dynamics proceeds slowly but with the tendency of restoring ergodicity and equilibrium as  $t_w$  grows. It is important to stress that for no one of the temperatures studied  $T = 0.07T_c$ ,  $T = 0.15T_c$ ,  $T = 0.5T_c$ , and  $T = 0.75T_c$  simple aging scenarios were found, in contrast to what seems to be the rule for the gaussian spin glass model. Instead the logarithmic aging observed at  $T = 0.5T_c$  (and also at  $T = 0.75T_c$ ) points to a simple hierarchy of time scales with dynamical ultrametricity as observed in<sup>16</sup>. On the other hand, even for the model in  $d = 6$ , which is at the upper critical dimension, the qualitative form of the aging curves and the scaling functions are very different from those found in the SK model<sup>17</sup> and in the Hopfield model<sup>18</sup> which are known to present full replica symmetry breaking and a consequently full hierarchical or ultrametric organization of time scales<sup>14</sup>. In this respect it is worth citing recent work by Yoshino, Hukushima and Takayama<sup>12</sup> where they presented an extended version of the dynamical droplet theory. Two interesting new predictions are the presence of a new dynamical order parameter  $q_D < q_{EA}$  which should be observed in a particular length/time scaling regime and the distinction between the times at which time translation

invariance and the Fluctuation-Dissipation Theorem are violated. The authors presented numerical results on the  $d = 4 \pm J$  spin glass to support their findings but clearly more precise measurements are needed in order to test the theoretical predictions. In particular, scaling functions depend on the growth law of the coherence length  $L(t)$  which permits to see the crossover between critical to activated dynamics. Unfortunately this information is still not available for the temperatures and time scales reached in our simulations which we think are necessary in order to clearly see the separation of time regimes during aging dynamics. We expect new interesting results to come from these kind of analysis in the near future.

### Acknowledgments

We thank F. Ricci-Tersenghi for interesting comments on an earlier version of the manuscript. The work of D.A.S. was supported in part by Conselho Nacional de Desenvolvimento Científico e Tecnológico (CNPq) and Fundação de Amparo à Pesquisa do Estado do Rio Grande do Sul (FAPERGS), Brazil. M.A.M. acknowledges financial support from the Secretary of Science and Technology (SeCYT) of the National University of Córdoba, Argentina.

- 
- \* Electronic address: stariolo@if.ufrgs.br; URL: <http://www.if.ufrgs.br/~stariolo>
- † Electronic address: mmon-temu@famaf.unc.edu.ar, tamartit@famaf.unc.edu.ar
- <sup>1</sup> M. Mézard, G. Parisi and M. Virasoro, *Spin Glass Theory and Beyond*, (World Scientific, Singapore, 1986).
- <sup>2</sup> E. Marinari, G. Parisi, F. Ricci-Tersenghi, J. J. Ruiz-Lorenzo and F. Zuliani, *J. Stat. Phys.* **98**, 973 (2000).
- <sup>3</sup> D. S. Fisher and D. A. Huse, *Phys. Rev. B* **38**, 373 (1988) and *Phys. Rev. B* **38**, 386 (1988).
- <sup>4</sup> C. M. Newman and D. L. Stein, *Phys. Rev. Lett.* **76**, 515 (1996), *Phys. Rev. E* **57**, 1356 (1998) and preprint cond-mat/0105282.
- <sup>5</sup> H. Rieger, in *Annual Reviews of Computational Physics*, vol. II, D. Stauffer editor, (World Scientific, Singapore, 1995).
- <sup>6</sup> E. Marinari, G. Parisi and J. J. Ruiz-Lorenzo, in *Spin Glasses and Random Fields*, A. P. Young editor, (World Scientific, Singapore, 1998).
- <sup>7</sup> L. Berthier and J-P Bouchaud, preprint cond-mat/0202069.
- <sup>8</sup> K. Hukushima, *Phys. Rev. E* **60**, 3606 (1999).
- <sup>9</sup> E. Marinari and F. Zuliani, *J. Phys. A* **32**, 7447 (1999).
- <sup>10</sup> H. Rieger, *J. Phys. A* **26**, L615 (1993).

- <sup>11</sup> J. P. Bouchaud, L. F. Cugliandolo, J. Kurchan and M. Mézard, in *Spin Glasses and Random Fields*, A. P. Young editor (World Scientific, Singapore, 1998).
- <sup>12</sup> H. Yoshino, K. Hukushima and H. Takayama, preprint cond-mat/0202110 and preprint cond-mat/0203267.
- <sup>13</sup> M. E. J. Newman and G. T. Barkema, *Monte Carlo Methods in Statistical Physics*, (Oxford University Press, Oxford, 1999).
- <sup>14</sup> L. F. Cugliandolo and J. Kurchan, *J. Phys. A* **27**, 5749 (1994).
- <sup>15</sup> E. Bertin and J.-P. Bouchaud, *Dynamical ultrametricity in the critical trap model*, preprint cond-mat/0112187.
- <sup>16</sup> D. A. Stariolo, *Europhys. Lett.* **55**, 726 (2001).
- <sup>17</sup> E. Marinari, G. Parisi and D. Rossetti, *Eur. Phys. J. B* **2**, 495 (1998).
- <sup>18</sup> M. A. Montemurro, F. A. Tamarit, D. A. Stariolo and S. A. Cannas, *Phys. Rev. E* **62**, 5721 (2000).
- <sup>19</sup> J. Wang and A. P. Young, *J. Phys. A* **26**, 1067 (1993).
- <sup>20</sup> L. Bernardi, PhD. Thesis, Université di Paris-Sud, Centre D'Orsay, 1996.
- <sup>21</sup> This was pointed to us by Federico Ricci-Tersenghi (private communication).