

CONSTRAINT SATISFACTION BY SURVEY PROPAGATION

A. Braunstein^(1,4), M. Mézard⁽²⁾, M. Weigt⁽³⁾, R. Zecchina⁽⁴⁾

¹*International School for Advanced Studies (SISSA),
via Beirut 9, 34100 Trieste, Italy*

²*Laboratoire de Physique Théorique et Modèles Statistiques,
CNRS and Université Paris Sud,*

Bât. 100, 91405 Orsay CEDEX, France

³*Institute for Theoretical Physics,
University of Göttingen, Bunsenstr. 9,
37073 Göttingen, Germany*

⁴*The Abdus Salam International Centre for Theoretical Physics (ICTP),
Str. Costiera 11, 34100 Trieste, Italy*

Survey Propagation (SP) is an algorithm designed for solving typical instances of random constraint satisfiability problems. It has been successfully tested on random 3-SAT and random $G(n, \frac{c}{n})$ graph 3-coloring, in the *hard* region of the parameter space. Here we provide a generic formalism which applies to a wide class of discrete Constraint Satisfaction Problems.

I. CONSTRAINT SATISFIABILITY PROBLEMS AND FACTOR GRAPH REPRESENTATION

In this paper we suggest a new theoretical framework for the so called “Survey Propagation” (SP) equations that are at the root of both the analysis and the algorithms used in ref. [1, 2, 3, 4] to solve the random 3-SAT and q-COLORING problems. In the more general context of constraint satisfaction problems we propose a slightly different way of deriving the equations which we hope can shed some light on the potentialities of the algorithms and which makes clear the differences with other well known iterative probabilistic algorithms. This line of approach, also discussed in [5] for the satisfiability problem, is developed here systematically through the addition of an extra state for the variables, corresponding to an unfrozen situation.

Consider the problem of finding a realization for

$$\min_{x \in \{1, \dots, q\}^n} \{E[x]\}$$

on the set of discrete variables $x = (x_i)_{i \in I} \in X = \{1, \dots, q\}^n$ with $I = \{1, \dots, n\}$.

We are particularly interested on $E[x]$ of the form $E = \sum_{a \in A} E_a[(x_i)_{i \in I(a)}]$ where each $E_a : \{1, \dots, q\}^{I(a)} \rightarrow \{0, 1\}$ (a *constraint*) depends on a small subset of variables $I(a)$ and when we know (or assume) *a priori* that the minimum is zero, i.e. that all constraints can be satisfied simultaneously. We will define $S_E \subset X$ as the set of configurations satisfying all constraints, and our goal is to find some $s \in S_E$ (For notational simplicity, we keep here to the case where each variable x_i can be in q possible states, the generalization to the case where the number of states q_i depends on i is straightforward).

We impose A to be finite and (for simplicity of notation) disjoint with I . We will see how examples of such problems are, among others, k -SAT and q -COLORING.

Definition I.1 For a given $a \in A$, we have defined the set $I(a) \subset I$ as the set of i indexes such that the E_a constraint depends on the x_i variable. Similarly, we define the set $A(i) \subset A$ as the set of a indexes of constraints E_a depending on variable x_i (that is, $A(i) = \{a : i \in I(a)\}$). We will focus on problems on which $A(i)$ is also small: among others, this include RANDOM k -SAT [1, 6] and RANDOM $G(n, \frac{c}{n})$ q -COLORING [4].

We will use the “factor graph” [7] representation for these problems:

Definition I.2 For any instance of such problem, we will define its factor graph as a bipartite undirected graph $G = (V; E)$, having two types of nodes, and edges only between different types of nodes:

- Variable nodes, each one labeled by a variable index in $I = \{1, \dots, n\}$ and
- Function or factor nodes, each one labeled by a constraint index $a \in A$.

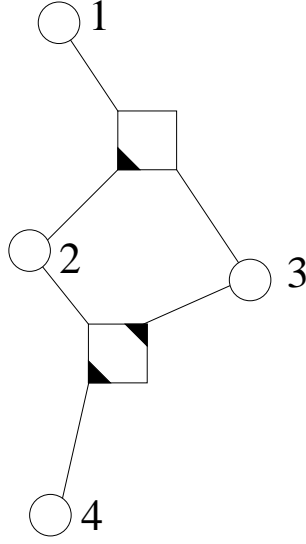


Figure 1: The factor graph corresponding to the simple formula: $(x_1 \vee \overline{x_2} \vee x_3) \wedge (x_2 \vee \overline{x_3} \vee \overline{x_4})$. A triangle-shaped mark indicates that the corresponding literal is negated

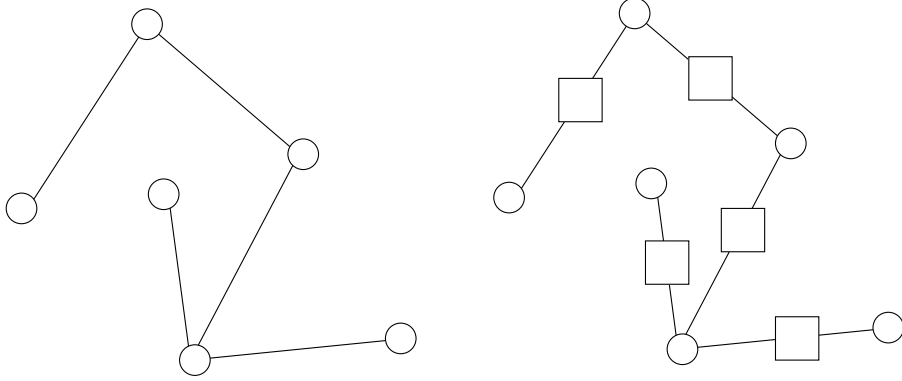


Figure 2: The factor graph corresponding to a coloring problem

- An edge (a, i) will belong to the graph if and only if E_a depends on x_i , i.e. if $a \in A(i)$ or equivalently $i \in I(a)$.

In other words, $V = A \cup I$ and $E = \{(i, a) : i \in I, a \in A(i)\} = \{((i, a) : a \in A, i \in I(a))\}$.

For the 3-SAT problem, we have only eight possible different types of E_a , corresponding to all combinations of negations of literals on each clause (see figure 1). For the coloring problem instead, we have only one type of factor node, defining an edge between two variables for the original graph (see figure 2).

II. WARNINGS, CAVITIES, AND MESSAGES

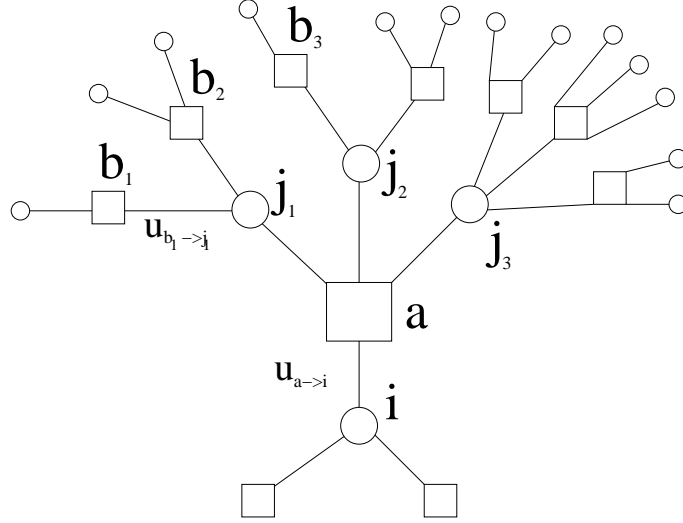
Given a fixed configuration $s \in X$, we will define three kind of objects associated with s [2, 3]:

Definition II.1 For a given variable i and one of its neighbors $a \in A(i)$ we will define $\mathbf{u}_{a \rightarrow i} \in \{0, 1\}^q$ as the q -component vector:

$$u_{a \rightarrow i}(p) = E_a \left[\{s\}_{j \in I(a) \setminus \{i\}}, s_i = p \right]$$

that is, for each configuration s , $\mathbf{u}_{a \rightarrow i}$ is a “warning” sent from constraint a to variable i saying: you cannot be in any of the states where $u_{a \rightarrow i}(p) = 1$.

Note that we don’t need the value of s_i for computing $\mathbf{u}_{a \rightarrow i}$.

Figure 3: Iteration for u messages

Definition II.2 Consider a variable node i and all its neighboring function nodes $a \in A(i)$. We will define the local field on variable i in configuration s as the q -dimensional vector \mathbf{h}_i with components

$$h_i(p) = \max_{a \in V(i)} u_{a \rightarrow i}(p)$$

$h_i(p) \neq 0$ means that the state p is forbidden for variable i in configuration s , because it would violate neighboring constraints. Note that both $\mathbf{u}_{a \rightarrow i}$ and \mathbf{h}_i ignore the content of variable s_i .

One is interested in computing $H_i(h) = P(s \in S_E : h_i = h)$, the probability distribution over satisfiable configurations of h_i . To do this, we will try to find a recursion in which $U_{a \rightarrow i}$ (the distribution of u messages) is expressed as a function of some probability information of its neighbors[2]. Consider Figure 3. We see that $U_{a \rightarrow i}$ is a function of the joint probability distribution of all $u_{b \rightarrow j}$ with $j \in I(a)$ and $b \in A(j)$. The problem of course is that this joint probability is not known. If these variables were independent, we would be able to compute their joint probability as the product of $U_{b \rightarrow j}$ and then obtain a recursion. But clearly they cannot be independent if we are averaging over satisfiable configurations and these variables j are second neighbors! (consider for instance the 2-COLORING case).

A. Cavities

In order to get around this problem, we will define the probability space on satisfiable configuration for a “cavity” graph [11], on which constraint a , all variables $i \in I(a)$ and all constraints in $A(I(a))$ depending on them have been eliminated. Note that the solution space for this reduced graph is bigger than the original one (solutions may not be completable to an original solution on which constraints in $A(I(a))$ are also satisfied). Note that messages $u_{b \rightarrow j}$ with $j \in I(a)$ are still well-defined on the cavity graph.

If we want to be able to “close” a recursion, then our output will be also a “cavity” distribution, on which another different constraint $c \in A(i) \setminus \{a\}$ (and neighbors $A(I(c))$) have been eliminated. We start by giving a temporary definition of warnings that we will generalize later on:

$$U_{a \rightarrow i}^{(c)}(u) = P\left(\{s_j\}_{j \neq i} \in S_{\sum_{b \notin A(I(c))} E_b} : u_{a \rightarrow i} = u\right) \quad (1)$$

Looking now at Figure 3, we see that we can determine $U_{a \rightarrow i}^{(c)}$ as a function of $U_{b \rightarrow j}^{(a)}$ with $j \in I(a) \setminus \{i\}$ and $b \in A(j) \setminus \{a\}$. Note that the equations will be exactly equal for all $c \in A(i) \setminus \{a\}$, and then we can as well consider only one of them, eliminating the index (c) . The fact that we will consider them as equal is not surprising: remember that they depend on values which are far (graph-wise) from where there are difference on the graphs for different c .

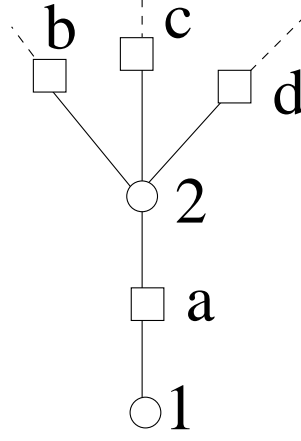


Figure 4: An example of the coloring problem. This part of the factor graph is the one necessary to compute the message passed from the function node a to the variable node 1.

III. SURVEY PROPAGATION EQUATIONS

In this section we first introduce the simple message procedure corresponding to the propagation of the warnings. Then we turn to the generalization of these equations known as survey propagation.

A. Bayesian network

Each configuration of $\{\mathbf{u}_{b \rightarrow j}\}_{j \in I(a) \setminus \{i\}, b \in A(j)}$ may or may not be “extensible” to a satisfiable configuration including clauses in $A(I(a) \setminus \{i\})$. In order for it to be extensible, each variable $j \in I(a) \setminus \{i\}$ must have at least one allowed state: the corresponding \mathbf{h}_j (on the cavity graph) must have at least one component equal to zero.

Given a configuration of $\{\mathbf{u}_{b \rightarrow j}\}_{j \in I(a) \setminus \{i\}, b \in A(j)}$ one can easily get by a bureaucratic procedure what are the possible configurations of $\{s_j\}_{j \in I(a) \setminus \{i\}}$ and so the possible output $\mathbf{u}_{a \rightarrow i}$ messages.

For the sake of clarity, let’s work it out on a simple example of the 3-coloring problem (See figure 4). For a given configuration of incoming messages $\{u_{b \rightarrow j}\}_{b \in A(j) \setminus \{a\}, j \in I(a) \setminus \{i\}}$, we can make a table of allowed configurations for $\{s_j\}_{j \in I(a) \setminus \{i\}}$ and for each one of them, compute the outputting $u_{a \rightarrow i}$.

- Suppose that incoming messages are $u_{b \rightarrow 2} = u_{c \rightarrow 2} = (1, 0, 0)$, $u_{d \rightarrow 2} = (0, 1, 0)$. Then $h_{2 \rightarrow a} = (1, 1, 0)$, and the only possible color configuration for node s_2 will be state 3. And for this configuration, $u_{a \rightarrow 1} = (0, 0, 1)$.
- Suppose that $u_{b \rightarrow 2} = (1, 0, 0)$, $u_{c \rightarrow 2} = (0, 1, 0)$, $u_{d \rightarrow 2} = (0, 0, 1)$. Then $h_{2 \rightarrow a} = (1, 1, 1)$, the contradictory message. No satisfiable configuration exists for s_2 , and then for $u_{a \rightarrow 1}$.
- If $u_{b \rightarrow 2} = u_{c \rightarrow 2} = u_{d \rightarrow 2} = (1, 0, 0)$, then $h_{2 \rightarrow a} = (1, 0, 0)$ and there are two possible color configurations for s_2 , namely states 2 and 3. For the first one $u_{a \rightarrow 1} = (0, 1, 0)$ and for the second one $u_{a \rightarrow 1} = (0, 0, 1)$.

One can deduce the equation giving the probability distribution $U_{a \rightarrow i}$ in terms of all distributions $\{U_{b \rightarrow j}\}_{j \in I(a) \setminus \{i\}, b \in A(j)}$ (and as always assuming independence). Parametrizing U (denoted as U^{BP} - for Bayesian propagation- to emphasize the difference with respect to the SP equations written below) as:

$$U_{a \rightarrow i}^{BP}(u) = \eta_{a \rightarrow i}^1 \delta(u - (1, 0, 0)) + \eta_{a \rightarrow i}^2 \delta(u - (0, 1, 0)) + \eta_{a \rightarrow i}^3 \delta(u - (0, 0, 1)) \quad (2)$$

we will have that

$$\eta_{a \rightarrow 1}^r = \frac{\prod_{e=b,c,d} (1 - \eta_{e \rightarrow 2}^r)}{\sum_{p=1,2,3} \prod_{e=b,c,d} (1 - \eta_{e \rightarrow 2}^p)} \quad (3)$$

This is because $\eta_{a \rightarrow i}^r$ is simply the probability that s_2 takes color r (and then forbids this color to s_1). Positive cases are the ones in the numerator, for which this color is not taken “upstream”. Total cases are on the denominator: the

sum accounts for satisfiable configurations (not all colors are taken). Note that configurations in which all variables “upstream” take the same color p are counted twice, but this is correct because in these cases we will have *two* new configurations for s_2 (and then two corresponding messages $u_{a \rightarrow i}$), namely the two colors $p \neq r$.

These equations are equivalent with the so called sum-product (or belief network, or Bayesian network) equations[9, 10].

B. Clustering

Pitifully, the dynamics suggested by this equations are known not to converge for the random version of many combinatorial problems (including again 3-SAT and q -COLORING) in the region of the parameters near to the sat/unsat threshold.

Recently it has been possible to reach some understanding of what happens in the solution space of these problems around this threshold[1, 3]. Well below the threshold, a generic problem has many solutions, which tend to form one giant cluster; the set of all satisfying assignments form a connected cluster in which it is possible to find a path between two solutions that requires short steps only (each pair of consecutive assignments in the path are close together in Hamming distance). Hence greedy algorithms and other simple heuristics can readily identify a solution by a local search process.

Close to the critical threshold, however, the solution space breaks up into many smaller clusters. Solutions in separate clusters are generally far apart. What’s worse, clusters that correspond to partial solutions—which satisfy some but not all of the constraints—are exponentially more numerous than the clusters of complete solutions and act as traps for local search algorithms.

According to the statistical physics analysis (which considers the infinite size limit), there exist many widely separated clusters of solutions which correspond to SAT assignments. Within one such cluster of solution, one may identify two types of variables: those which are frozen in one single state, for all SAT assignments in the cluster and those – unfrozen – which fluctuate from solution to solution.

C. The joker state and the null message

SP turns out [2] to be able to deal with this complex setup for large (finite) sizes n . Looking at the SP equations, one finds that the major new ingredient with respect to the sum product equations is the possibility to indicate which variables are unfrozen (see also [5]). This identification of the existence of solutions in the same cluster giving a different values to a given variable can be handled by means of the introduction of an additional joker state which we denote by a “*”: while frozen variable retain their original values, the unfrozen ones will be labeled by this new state. While the formulation of the original problem in terms of the new extended set of values requires an appropriate formalism which has not yet been developed, one can easily guess the corresponding recurrence equations for the probabilities $U_{a \rightarrow i}(u)$ that implement the solutions in this enlarged state space: they lead to a small, yet fundamental, modification of the Bayesian network equations.

We will define $\mathbf{h}_{j \rightarrow a}$ as the \mathbf{h}_j for the cavity graph, given $\mathbf{u}_{b \rightarrow j}$ for $b \in A(j) \setminus \{a\}$, that is:

$$h_{j \rightarrow a}(p) = \max_{b \in A(j) \setminus \{a\}} u_{b \rightarrow j}(p)$$

Then

$$H_{j \rightarrow a}(\mathbf{h}) = \sum_{\{\mathbf{u}_{b \rightarrow j}\}_{b \in A(j) \setminus \{a\}}} \delta(\mathbf{h}_{j \rightarrow a} - \mathbf{h}) \Pi_{b \in A(j) \setminus \{a\}} (U_{b \rightarrow j}(\mathbf{u}_{b \rightarrow j})) \quad (4)$$

Then, defining $T = \left\{ \{s_j\}_{j \in I(a) \setminus \{i\}} : h_{j \rightarrow a}(s_j) = 0 \text{ for all } j \in I(a) \setminus \{i\} \right\}$, the set of available configuration for $\{s_j\}_{j \in I(a) \setminus \{i\}}$, for this given set of $\mathbf{h}_{j \rightarrow a}$ the new u message will be:

$$\hat{u} \left(\{h_{j \rightarrow a}\}_{j \in I(a) \setminus \{i\}} \right) (p) = \min_T E_a \left[\{s_j\}_{j \in I(a) \setminus \{i\}}, s_i = p \right] \quad (5)$$

and its distribution U will be defined as

$$U_{a \rightarrow i}(u) = \sum_{\{h_{j \rightarrow a}\}_{j \in I(a) \setminus \{i\}}} \delta \left(u - \hat{u} \left(\{h_{j \rightarrow a}\}_{j \in I(a) \setminus \{i\}} \right) \right) \Pi_{j \in I(a) \setminus \{i\}} H_{j \rightarrow a}(h_{j \rightarrow a}) \quad (6)$$

Note that eq. (5) produces a dramatic change in the iteration of the probabilities with respect to the sum-product equations. For the 3-coloring example the BP equations (2,3) should be compared with the new SP equations:

$$U_{a \rightarrow i}^{SP}(u) = \eta_{a \rightarrow i}^* \delta(u - (0, 0, 0)) + \eta_{a \rightarrow i}^1 \delta(u - (1, 0, 0)) + \eta_{a \rightarrow i}^2 \delta(u - (0, 1, 0)) + \eta_{a \rightarrow i}^3 \delta(u - (0, 0, 1)) , \quad (7)$$

$$\eta_{a \rightarrow 1}^r = \frac{\prod_{e=b,c,d} (1 - \eta_{e \rightarrow 1}^r) - \sum_{p \neq r} \prod_{e=b,c,d} (\eta_{e \rightarrow 1}^* + \eta_{e \rightarrow 1}^p) + \prod_{e=b,c,d} \eta_{e \rightarrow 1}^*}{\sum_{p=1,2,3} \prod_{e=b,c,d} (1 - \eta_{e \rightarrow 1}^p) - \sum_{p=1,2,3} \prod_{e=b,c,d} (\eta_{e \rightarrow 1}^* + \eta_{e \rightarrow 1}^p) + \prod_{e=b,c,d} \eta_{e \rightarrow 1}^*} , \quad (8)$$

for $r \in \{1, 2, 3\}$. Then $\eta_{a \rightarrow 1}^*$ can be computed by normalization, i.e:

$$\eta_{a \rightarrow 1}^* = 1 - (\eta_{a \rightarrow 1}^1 + \eta_{a \rightarrow 1}^2 + \eta_{a \rightarrow 1}^3)$$

Now $\eta_{a \rightarrow 1}^r$ is the probability that s_2 is forced to take value r , which happens when all other colors were taken “upstream”: on the numerator, the first term accounts for configurations that do not forbid color r . Then we need to take out the cases that are non-forcing (second and third terms). The last term on the numerator simply eliminates a repetition on the second term.

The denominator is nothing but an application of the inclusion-exclusion principle (to compute the probability of “not all color were taken” as the union of the events “color p was not taken”). In the first sum the cases in which only one color was taken were counted twice and the case in which no color was taken was counted three times. The second term cancels the extra countings of the first type but cancels completely all those of the second type. This is added on the last term.

In sum-product for each configuration of input messages one takes the full collection of possible outputs, thereby introducing a bifurcation mechanism (which may easily become unstable). On the contrary, in SP the presence of multiple outputs is collapsed into the null message (which may even not be present in the sum-product formalism as it happens for the coloring problem). A variable which receives an overall null message $h_i = (0, \dots, 0)$, will be “unfrozen” in the corresponding cluster.

In this way we were able to “close” the relations, that is to express cavity probability distributions recurrently as a function of cavity probability distributions of neighbors. Practically, this recurrence define a map

$$\Lambda : \{ \text{old } U_{a \rightarrow i} \}_{a \in A(i)}^{i=1, \dots, n} \mapsto \{ \text{new } U_{a \rightarrow i} \}_{a \in A(i)}^{i=1, \dots, n}$$

and we are looking for a fixed point of this map, that will be obtained as

$$U = \lim_{n \rightarrow \infty} \overbrace{\Lambda \circ \dots \circ \Lambda}^{n \text{ times}} (U_0)$$

for some random initial U_0 . Such a fixed point will be called a “self-consistent” set of probability distributions: although there is no rigorous proof so far, we hope it will contain the right cavity probability distributions of the set S_E .

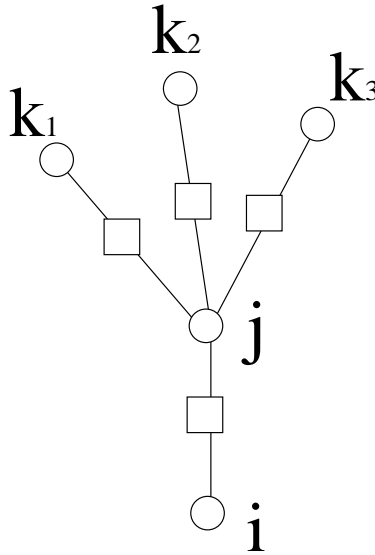
D. The Sat case

In the sat case, $q = 2$, so possible \mathbf{u} messages are $(0, 0)$, $(1, 0)$, $(0, 1)$ and $(1, 1)$. As any clause can be satisfied by any given variable (by choosing its value according with the negation of its corresponding literal), the $(1, 1)$ message will never appear. Moreover, for a given $a \rightarrow i$, which of $(1, 0)$ or $(0, 1)$ can appear on $\mathbf{u}_{a \rightarrow i}$ will be completely determined by the sign of the corresponding literal. So we can parametrize distributions $U_{a \rightarrow i}$ with only one real number $\eta_{a \rightarrow i}$ being the probability of the nontrivial $\mathbf{u}_{a \rightarrow i}$ message ($(1, 0)$ or $(0, 1)$). The probability of $(0, 0)$ will simply be $1 - \eta_{a \rightarrow i}$. The corresponding equations have been written and implemented in [2, 13].

E. The q -Coloring case

Messages $u_{a \rightarrow i}$ are elements of $\{0, 1\}^q$ forbidding the colors which have 1 in their corresponding coordinate. We can immediately see that the possible types of $\mathbf{u}_{a \rightarrow i}$ message are $(0, \dots, 0, 1, 0, \dots, 0)$ (a 1 on the color taken by the variable in the other end of the link), plus the null additional message $(0, \dots, 0)$. So we can parametrize $U_{a \rightarrow i}$ by only q real numbers.

Looking at Figure 5, suppose variable i has color p forbidden (i.e. the message $\mathbf{u}_{a \rightarrow i}$ has a 1 on coordinate p). This implies that on this configuration, variable j is forced to take color p , that is $\mathbf{h}_{j \rightarrow a}$ is of the form $(1, \dots, 1, 0, 1, \dots, 1)$, with a 0 in the p -th position (“freezing” type). For all other $h_{j \rightarrow a}$ the output message will be $(0, \dots, 0)$.

Figure 5: Iteration for q -COLORING

F. Decimation

Once the convergence is reached (we stop when $\max_{a \in A, i \in I(a)} |U_{a \rightarrow i}^{old} - U_{a \rightarrow i}^{new}|$ becomes small enough), we can use the information computed so far to find a solution to the original problem[2, 3]. We can easily compute $\{H_i\}_{i \in I}$ as in equation (4) but considering all neighboring clauses now, and forbidding contradictory messages (remember that the cavity information we have ignores the existence of this last variable and neighboring clauses):

$$H_i(h) = \sum_{\{u_{a \rightarrow i}\}_{a \in A(j)}} (1 - \delta_{h, (1, \dots, 1)}) \delta_{h_i \rightarrow a - h} \prod_{a \in A(i)} (U_{a \rightarrow i}(u_{a \rightarrow i})) \quad (9)$$

Marginalizing this local field H_i we have now the probability of a variable i to be frozen to a certain value p . A simple decimation procedure can be implemented: chose the most frozen variable and fix it to its most frozen value, then possibly simplify the problem (certain constraints can be already satisfied independently of the values of other participating variables) and restart from the beginning on the smaller subproblem.

Three things can happen:

- The algorithm is able to solve the problem fixing all, or almost all variables (some variables may be still unfixed even if the problem is already solved).
- The algorithm converges at some stage to the trivial solution $U_{a \rightarrow i}(h) = \delta(h - (0, \dots, 0))$. In this case SP has nothing more to offer. Luckily, these problems are generally under-constrained and then easy to solve by other means.
- The algorithm does not converge at some stage.

On typical instances of 3SAT[1, 2, 3] or q -COLORING[8], in the hard sat region, the second option is the one which occurs, and the generated subproblems turn out to be very simple to solve by other conventional heuristics, e.g. walksat [12] or unmodified sum-product.

IV. WHAT'S NEXT

We would like to remark two possible directions of research, among all those that may follow from the presented algorithm. One is to formalize rigorously the notions suggested in Section III, allowing for some well defined definitions of the clusters, and a corresponding derivation of the SP equations. Another, of big computational relevance, is to generalize SP, which was presented in its purest form, to deal with correlations that arise from local structure[14], and to diverse structures on the space of solutions.

After completing this work, we learned from G. Parisi that he has reached a similar conclusion on the interpretation of SP in the colouring problem through the addition of an extra state for the variables [15].

-
- [1] *Analytic and Algorithmic solutions to Random Satisfiability Problems*, M. Mézard, G. Parisi and R. Zecchina, *Science* 297, 812 (2002) (Scienceexpress published on-line 27-June-2002; 10.1126/science.1073287)
 - [2] *Survey Propagation: an Algorithm for Satisfiability*, A. Braunstein, M. Mezard, R. Zecchina, preprint URL: <http://lanl.arXiv.org/cs.CC/0212002>
 - [3] *Random K-satisfiability: from an analytic solution to a new efficient algorithm*, M. Mézard and R. Zecchina, *Phys.Rev. E* **66** 056126 (2002)
 - [4] *Coloring Random Graphs*, R. Mulet, A. Pagnani, M. Weigt, R. Zecchina, *Phys. Rev. Lett.* 89, 268701 (2002).
 - [5] *On the survey-propagation equations for the random K-satisfiability problem*, G. Parisi, preprint URL: <http://lanl.arXiv.org/cs.CC/0212009>.
 - [6] *Computational Complexity from “characteristic” Phase transitions*, R. Monasson, R. Zecchina, S. Kirkpatrick, B. Selman and L. Troyansky, *Nature (London)* **400**, 133 (1999).
 - [7] *Factor Graphs and the Sum-Product Algorithm*, F.R. Kschischang, B.J. Frey, H.-A. Loeliger, *IEEE Trans. Infor. Theory* **47**, 498 (2002).
 - [8] *Coloring Algorithm based on Survey Propagation*, A. Braunstein, R. Mulet, A. Pagnani, M. Weigt, R. Zecchina, in preparation
 - [9] *Low-Density Parity-Check Codes*, R. G. Gallager, Cambridge, MA: MIT Pres,1963.
 - [10] *Probabilistic Reasoning in Intelligent Systems*, J. Pearl, 2nd ed. (San Francisco, MorganKaufmann,1988)
 - [11] *The cavity method at zero temperature* M. Mézard, M. & G. Parisi, *J. Stat. Phys.* (2001) in press.
 - [12] *Local search strategies for satisfiability testing*, B. Selman, H. Kautz, B. Cohen, in: *Proceedings of DIMACS*, p. 661 (1993).
 - [13] www.ictp.trieste.it/~zecchina/SP
 - [14] *Generalized Belief Propagation* J.S. Yedidia, W.T. Freeman and Y. Weiss, in *Advances in Neural Information Processing Systems 13* eds. T.K. Leen, T.G. Dietterich, and V. Tresp, MIT Press 2001, pp. 689-695.
 - [15] G. Parisi, in preparation.