

Electrical conductivity of inhomogeneous two component media in two dimensions.

V.V. Kabanov, K.Zagar, D.Mihailovic
(February 7, 2020)

The electrical conductivity is calculated for an regular inhomogeneous two component isotropic medium in which droplets of one phase with conductivity σ_2 are embedded in another, with conductivity σ_1 . An expression is formulated which can be used in many different situations, and is of particular relevance in the case where the relative proportion of the components is temperature dependent and varies over a wide range.

I. INTRODUCTION

The determination of the effective conductivity σ_{eff} of spatially inhomogeneous heterophase systems is an old, yet increasingly important problem of theoretical physics. With the advent of new nanoscale probes of condensed matter systems, it has been apparent that many very diverse systems which were previously thought to be homogeneous are in fact either statically or dynamically inhomogeneous. The effective conductivity in such cases cannot be dealt with in terms of homogeneous medium theory, is not trivial, and solutions are known so far only in some rather special cases.

In this paper we focus on the problem of calculating the effective conductivity of an inhomogeneous two-dimensional (2D) plane. The classical problem could be formulated as follows. Let us assume a $2D$ system which contains a mixture of N ($N \geq 2$) different phases or materials with different conductivities σ_i , $i = 1, 2, \dots, N$. The arrangements of different phases could be random or regular. The question which we wish to answer is how the effective conductivity of the plane depends on the conductivities of the phases, their concentration and the spatial arrangements of the phases.

In the past, a number of different approaches have been used to tackle this problem. The exact result for the effective conductivity of a two component system with a symmetric and isotropic distribution of components was obtained by Dykhne [2]. He found that effective conductivity of the system is determined by the simple relation $\sigma_{eff} = \sqrt{\sigma_1 \sigma_2}$. A "symmetric" distribution, applied to this problem is one in which the two components can be interchanged without changing the end result. Obviously, one requirement for a symmetric distribution is that the two components have equal proportions, but it also means that more general cases cannot be considered with this model.

More recently, the result of Dykhne was found to be exact also in a multi-component system [3]. It was shown [3] that a more general scaling relation for effective conductivity exists which is valid for multicomponent and anisotropic systems. The effective conductivity of two examples of *ordered* two-component systems was also calculated exactly. It was shown [4,5] that for a chess-board plane and for a plane constructed of triangles, the relation derived by Dykhne is also valid.

A similar relation to the Dykhne formula for the effective conductivity of a system consisting of randomly distributed metallic and dielectric regions near a metal-to-insulator transition was derived by Efros and Shklovskii [6]. They generalized the expression of Dykhne on the basis of scaling arguments to the case of arbitrary concentrations of the two phases near a percolation threshold, so that the effective conductivity becomes:

$$\sigma_{eff} = \sigma_1 (\sigma_2 / \sigma_1)^s, \quad (1)$$

where s is a universal scaling exponent. Critical exponents are relatively well known as well for this type of system [7]. This relation is not applicable when the system is driven away from the transition or percolation threshold and the general solution of the effective conductivity of an inhomogeneous medium thus remains an open problem.

Sen and Torquato [8] derived an expression which allows for explicit calculation of the effective conductivity tensor from n -point probability functions $S_n(\mathbf{r}_1, \dots, \mathbf{r}_n)$. These functions give the probability of points at $\mathbf{r}_1, \dots, \mathbf{r}_n$ belonging to the same phase, and are thus uniquely determined by spatial distribution of the phases. Unfortunately, the application of this method is limited as the computations involving $n > 5$ are fairly time consuming.

A perturbation theory for calculation of effective conductivity was developed by Khalatnikov and Kamenshchik [1] which promises to give more generally applicable results. The perturbative approach seems to be quite effective since it allows us to analyze random and nonsymmetric distributions with different conductivity.

The problem was discussed for the case $N = 2$ and $N = 3$ on the basis of numerical calculations [9,10] as well. It was shown that the effective conductivity for $N = 3$ is not universal and depends on the spatial arrangements of the phases. We have employed boundary element method for efficient numerical treatment of two-dimensional multi-phase systems with arbitrary arrangement of phases. More details on the method and its results can be found in [11].

In this paper we consider the conductivity of a two-phase system in two dimensions for a wide range of concentration and conductivities. One phase is assumed to be composed of droplets (of different shapes) with conductivity σ_2 embedded within a medium of conductivity σ_1 (see Fig. 1). We begin by calculating the effective conductivity σ_{eff} using a perturbation theory approach with the two phases having volume fractions $(1 - \nu)$ and ν respectively. Since the problem is linear, we can introduce a dimensionless conductivity σ , measured in units of $\sigma_1 = 1$, and the effective conductivity σ_{eff} is a function of $\sigma = \sigma_2/\sigma_1 = \sigma_2$ and ν . The volume-averaged conductivity $\bar{\sigma} = \frac{1}{V} \int \sigma dV$ is given by:

$$\bar{\sigma} = (1 - \nu) + \nu\sigma \quad (2)$$

Assuming that the conductivity of the two phases is not vastly different $|\sigma - 1| \ll 1$, the effective conductivity could be calculated by perturbation theory [1]. To apply perturbation theory we rewrite the spatial dependence of conductivity as:

$$\sigma(\mathbf{r}) = \bar{\sigma}(1 - \alpha(\mathbf{r})), \quad (3)$$

where $\alpha(\mathbf{r}) = \frac{\sigma(\mathbf{r}) - \bar{\sigma}}{\bar{\sigma}}$. Then, assuming that the spatial distribution of conductivity is uncorrelated, we obtain:

$$\int d\mathbf{r} \alpha(\mathbf{r}) \alpha(\mathbf{r} + \mathbf{r}') = \frac{(\sigma - 1)^2 \nu (1 - \nu)}{\bar{\sigma}^2} \delta(\mathbf{r}') \quad (4)$$

After a straightforward calculation, the conductivity up to second order in α is given by:

$$\sigma_{eff} = \bar{\sigma} - \frac{(\sigma - 1)^2 \nu (1 - \nu)}{2\bar{\sigma}} \quad (5)$$

This result is general and valid for the case of random as well as regular distributions of the two phases [12]. The second term in Eq.(5) represents the first non-vanishing contribution due to the inhomogeneity of the distribution of the phases. For the case $\nu = 0.5$, the result coincides with the expansion of the exact expression for the conductivity up to the second order in $(\sigma_2 - \sigma_1)$ [2]:

$$\sigma_{eff} = \sqrt{\sigma_1 \sigma_2}. \quad (6)$$

II. CONDUCTIVITY OF A REGULAR ISOTROPIC TWO-COMPONENT SYSTEM IN 2D.

Next, we calculate exactly the effective conductivity of the plane with different regular isotropic distributions. As before, let us consider a 2D plane which is constructed from two different phases with different conductivities $\sigma_1 = 1$ and $\sigma_2 = \sigma$. The regions with conductivity σ_2 have a circular shape with radius R and form a regular square lattice with the period a as shown in Fig.1a. Changing the radius R from 0 to $R = a/2$ we can change the volume fraction of the second phase from $\nu = 0$ to a critical concentration $\nu_c = 0.785$ whereafter the regions with conductivity σ_2 start to overlap and a percolation threshold is reached. In the case of metallic droplets, the total charge density should be zero, while a finite charge density can accumulate on the surface between different phases. This allows us to formulate the integral equation for the surface charge density [4,5]. Let us define a surface charge density by the relation $\rho(\theta) R d\theta = d\rho(\theta)$, where $d\rho(\theta)$ is the charge on the small part of the surface between the two components with the length $dl = R d\theta$. Taking into account that the scalar potential at the point \mathbf{r} is determined by the relation

$$\phi = E_0 x - 2 \int d^2 r' \ln |\mathbf{r} - \mathbf{r}'| \rho(\mathbf{r}') \quad (7)$$

where $\ln |\mathbf{r} - \mathbf{r}'|/4\pi$ is the 2D Green's function. The boundary conditions on the surface between two phases are [13]:

$$E_n^1 - E_n^2 = 4\pi \rho(\theta) \quad (8)$$

$$\sigma_1 E_n^1 = \sigma_2 E_n^2 \quad (9)$$

Substituting $\mathbf{r}' = (na + R \cos(\theta'))\mathbf{i} + (ma + R \sin(\theta'))\mathbf{j}$ and $\mathbf{r} = R \cos(\theta)\mathbf{i} + R \sin(\theta)\mathbf{j}$ to Eqs.(7-9) we obtain integral equation for the surface charge density in the following form:

$$\rho(\theta) = \frac{\kappa}{2\pi} \left[E_0 \cos(\theta) + 2r \sum_{n,m=-\infty}^{\infty} \int_{-\pi}^{\pi} d\theta' \rho(\theta') \frac{\cos(\theta)(n + r(\cos(\theta') - \cos(\theta))) + \sin(\theta)(m + r(\sin(\theta') - \sin(\theta)))}{((n + r(\cos(\theta') - \cos(\theta)))^2 + (m + r(\sin(\theta') - \sin(\theta)))^2)} \right] \quad (10)$$

where $r = R/a$, and $\kappa = \frac{(1-\sigma)}{(1+\sigma)}$. The sum over m can be calculated exactly and the integral equation for surface charge density will be reduced to the following form:

$$\rho(\theta) = \frac{\kappa}{2\pi} [E_0 \cos(\theta) + 2r \sum_{n=-\infty}^{\infty} \int_{-\pi}^{\pi} d\theta' K(n, \theta, \theta') \rho(\theta')] \quad (11)$$

where

$$K(n, \theta, \theta') = \frac{\cos(\theta) \sin(2\pi r(\sin(\theta') - \sin(\theta))) + \sin(\theta) \sinh(2\pi(n + r(\sin(\theta') - \sin(\theta))))}{\cosh(2\pi(n + r(\sin(\theta') - \sin(\theta)))) - \cos(2\pi r(\sin(\theta') - \sin(\theta)))} \quad (12)$$

Expanding the surface density $\rho(\theta)$ in terms of Legendre polynomials $P_l(\cos(\theta))$, and taking into account that $\rho(-\theta) = \rho(\theta)$ and $\rho(\pi - \theta) = -\rho(\theta)$:

$$\rho(\theta) = \sum_{l=1}^{\infty} c_{2l-1} P_{2l-1}(\cos(\theta)) \quad (13)$$

we obtain the following linear set of algebraic equations for the coefficients c_{2l-1}

$$\frac{2c_{2l-1}}{4l-1} = \frac{\kappa}{2\pi} \left[\frac{2}{3} \delta_{l,1} + 2r \sum_{k=1}^{\infty} c_{2k-1} K_{l,k} \right] \quad (14)$$

where

$$K_{l,k} = \sum_{n=-\infty}^{\infty} \int_0^{\pi} d\theta' \int_0^{\pi} d\theta K(n, \theta, \theta') \sin \theta P_{2l-1}(\cos(\theta)) P_{2k-1}(\cos(\theta')) \quad (15)$$

Solving Eq.(14) taking into account a finite number of Legendre polynomials we obtain surface charge density Eq.(13). As a result the effective conductivity is evaluated by calculating the total current through the semicircular surface with the radius $R' = a/2$ (see Fig.1a):

$$\sigma_{eff} = \frac{\kappa}{4\pi} \int_{-\pi/2}^{\pi/2} d\theta [\cos(\theta) + \frac{2r}{E_0} \sum_{n=-\infty}^{\infty} \int_{-\pi}^{\pi} d\theta' K'(n, \theta, \theta') \rho(\theta')] \quad (16)$$

where

$$K'(n, \theta, \theta') = \frac{\cos(\theta) \sin(2\pi(r \sin(\theta') - \sin(\theta)/2)) + \sin(\theta) \sinh(2\pi(n + r \sin(\theta') - \sin(\theta)/2))}{\cosh(2\pi(n + r \sin(\theta') - \sin(\theta)/2)) - \cos(2\pi(r \sin(\theta') - \sin(\theta)/2))} \quad (17)$$

The result above applies to the case of a uniform distribution of circular droplets within the plane. To see how the effective conductivity depends on the shape of the regions with conductivity σ_2 , we have performed calculations for the case where boundary between different phases is represented by the formula in polar coordinate system $r(\phi) = 0.3 + r_1 \cos(2\phi)^2$ (shown in Fig.1b)). (This form is rather arbitrary and was chosen for the simple reason that it is easy to handle mathematically, and may be considered as the first term in the expansion towards a square shape.) In this case, the regions with conductivity σ_2 overlap at $r_1 = 0.2$ and at a critical percolation concentration of $\nu_c = 0.518$.

The results of the calculations of the effective conductivity are presented in Fig.2 a) and b) as a function of σ for different values of r and r_1 corresponding to cases a) and b) in Fig.1 respectively. It is easy to check that the results satisfy the duality relation [5,3]:

$$\sigma_{eff}(\sigma_1, \sigma_2) \sigma_{eff}(\sigma_0^2/\sigma_1, \sigma_0^2/\sigma_2) = \sigma_0^2 \quad (18)$$

where σ_0 is arbitrary constant. Fig.2 shows that for small κ , perturbation theory [1] (Eq.5) gives the correct result independent of geometry.

III. DISCUSSION.

Although the predictions in Fig. 2 represent the results of an exact calculation, they are not very tractable when it comes to comparing with experimental data, being the result of numerical calculation. It is therefore helpful to try and obtain a functional form for describing the behavior predicted in Figure 2, which also includes all the relevant parameters, such as volume fraction ν , and the two conductivities σ_1 and σ_2 . Such an expression can then be used for a wide range of problems, provided the range of validity is taken into account. In the next section we describe the properties of such a heuristically determined function and determine its range of validity in terms of parameters ν , σ_1 and σ_2 .

As can be seen from the Figure 2, the dependence of the effective conductivity on σ shows similar behaviour independently on the particular geometry of phases and volume fraction ν . Such similarity can be demonstrated by scaling *all results* on one *universal curve*. Such a scaling can be easily done with using 2 parameters $s(\nu)$ and $p(\nu)$ by plotting $\ln(\sigma_{eff})s(\nu)/\nu$ vs $\ln(\sigma)[s(\nu) + p(\nu)\ln((\sigma + \sigma^{-1})/2)]$. As it is shown on the insert to the Fig.2 a) all the curves scale perfectly to one universal curve by choosing two parameters s and p . The parameters of scaling are presented in Table 1 for both considered cases.

TABLE I. Parameters of scaling $s(\nu)$ and $p(\nu)$ as described on Fig.2a and Eq.(19).

ν	$\epsilon = (\nu_c - \nu)/\nu_c$	s	$p\nu_c$
case a			
0.0314	0.9605	0.49973	0.0003
0.1257	0.8404	0.49742	0.0003
0.1963	0.7505	0.4933	0.0011
0.2827	0.6404	0.4855	0.0021
0.3848	0.5103	0.47094	0.0039
0.5027	0.3601	0.44402	0.0069
0.5809	0.2605	0.41699	0.0093
0.6362	0.1901	0.39094	0.0112
0.6648	0.1536	0.37405	0.0121
0.7238	0.0785	0.3258	0.0134
0.7543	0.0396	0.28533	0.0131
0.7698	0.0199	0.25212	0.0121
0.7823	0.0040	0.19585	0.0089
case b			
0.3328	0.3583	0.46155	0.0036
0.3888	0.2502	0.41755	0.0070
0.4252	0.1799	0.38108	0.0095
0.4506	0.1307	0.35009	0.0113
0.4637	0.1056	0.33136	0.0123
0.4770	0.0799	0.30914	0.0131
0.4906	0.0537	0.2826	0.0140
0.5043	0.0272	0.24151	0.0142
0.5113	0.0137	0.21002	0.0138
0.5148	0.0070	0.18576	0.0130
0.5170	0.0027	0.16522	0.0121

The effective conductivity can be described very well by an expression of the form:

$$\sigma_{eff}(\sigma) = \exp \left[\frac{\nu}{s(\nu)} \tanh \left((\ln \sigma) \left(s(\nu) + p(\nu) \ln \frac{\sigma + \sigma^{-1}}{2} \right) \right) \right], \quad (19)$$

as can be seen from the insert in Fig. 2a. This expression is consistent with Eq.(5) as well as with the duality relation (Eq.(18)). As follows from the Table 1, the functions $s(\nu)$ and $p(\nu)$ depend weakly on the shape of the regions with the conductivity σ_2 . $s(\nu)$ can be approximated by the formula (Fig.3a):

$$s(\nu) = (1 - \exp(-a\epsilon))/\epsilon^b \quad (20)$$

In this expression $\epsilon = (\nu_c - \nu)/\nu_c$ and the coefficients $a = 0.64 \pm 0.02$ and $b = 0.74 \pm 0.01$ does not depend on the geometry. Near percolation threshold $s(\nu) \approx a\epsilon^{1-b}$ shows critical behaviour. The function $p(\nu)$ is more sensitive to

the geometry, but in both cases functions $p(\nu)$ show similar behaviour and very similar values (Fig.3b)). For any value of filling factor ν $p(\nu)$ is small $p(\nu) \ll s(\nu)$ and could be considered as a small correction in the Eq.(19). The universality of the results and the the universality of the function $s(\nu)$ demonstrates that the main dependence of the effective conductivity on particular arrangements of phases and microstructure could be described by the parameter ν_c . Nonuniversal corrections which are described by the function $p(\nu)$ are small.

As can be seen from Fig.2, the effective conductivity shows two distinct types of behaviour. The first region is determined by the condition $\exp(-1/s(\nu)) \ll \sigma \ll \exp(1/s(\nu))$. In this region effective conductivity has a power low dependence and does not depend on functions $s(\nu)$ and $p(\nu)$, and:

$$\sigma_{eff}(\sigma) = \sigma_1^{(1-\nu)} \sigma_2^\nu. \quad (21)$$

Since $s(\nu) < 0.5$ the last expression holds for any value of filling factor ν if $0.1 < \sigma < 10$. This formula can be used also when the concentration of phases depends on temperature. This expression means that in spatially inhomogeneous samples, the effective conductivity is determined approximately by the spatial averaging of the logarithm of the conductivity, similar to the chessboard case [2,12]. Since $s(\nu) \rightarrow 0$ when $\nu \rightarrow \nu_c$ the expression Eq.(21) is exact near percolation treashold, in agreement with previous results [2,4,5]

When σ is vastly different from 1 ($|\ln(\sigma)| \gg 1/s(\nu)$), the tanh-function in the exponent is saturated and effective conductivity does not depend on the function $p(\nu)$. As a result, the corrections due to function $p(\nu)$ are important only in the intermediate region of σ relatively close to the percolation threshold. Near to percolation threshold effective conductivity does not depend on σ at all. It means that resistance is determined mainly by the regions which separated the inclusions of the phase with conductivity σ_2 . The conductivity in this case is determined by formula and depends on $(\nu_c - \nu)/\nu_c$ only:

$$\sigma_{eff} = \sigma_1 \exp(\text{sign}(\ln(\sigma))\nu/s(\nu)). \quad (22)$$

Substituting Eq.(20) in Eq.(22) we obtain that in the limit $|\ln(\sigma)| \rightarrow \infty$, the effective conductivity shows critical behaviour as a function of volume fraction, and $\sigma_{eff} \approx \exp(\text{sign}(\ln(\sigma))\nu_c/\epsilon^{1-b})$ where $b \approx 0.74$.

IV. CONCLUSION

From calculations of the effective conductivity of inhomogeneous two-phase systems in two dimensions we find that the results of exact calculations can be approximated by a universal function for σ_{eff} Eq.(19), where the parameters of this function weakly depend on the spatial arrangements of the 2D plane. Near percolation treashold the effective conductivity is determined only by the difference of volume fraction from the percolation threshold $(\nu - \nu_c)/\nu_c$, and does not depend on the particular arrangements of the two phases in the plane.

It is shown that in a large interval of conductivities σ_1 and σ_2 , the effective conductivity σ_{eff} is determined by the spatial average of the logarithm of individual conductivities. The closer the system is to the percolation threshold, the larger range of validity of this result.

The model which we have developed is quite generally applicable and can be applied in some interesting situations, such as cuprates and other two-dimensional complex transition metal oxides which exist near a phase-separation threshold. Importantly, there appears to be a significant amount of experimental evidence that many anomalous properties of oxides are associated with the coexistence of two or more phases. The application of the presented model may help in understanding the transport properties of such systems.

-
- [1] I.M. Khalatnikov, A.Yu. Kamenshchik, ZhETF, **118**, 1456 (2000).
 - [2] J.B. Keller, J. Math. Phys. **5**, 548 (1964). A.M. Dykhne Sov. Phys. JETP **32**, 63 (1970).
 - [3] V.G. Marikhin, Pis'ma ZhETF, **71**, 391 (2000).
 - [4] Yu.N. Ovchinnikov, A.M. Dygaev ZhETF, **117**, 1013 (2000).
 - [5] Yu.N. Ovchinnikov, I.A. Lukyanchuk, ZhETF, **121**, 239 (2002).
 - [6] A.L. Efros B.I. Shklovskii Phys. Stat. sol. (b) **76**, 475 (1976).
 - [7] B.Ya. Balagurov ZhETF, **120**, 945, (2001).

- [8] A.K. Sen, S. Torquato, Physical Review B, **39**, 4504, (1989).
- [9] S. Torquato, C. Kim, D. Cule, J. Appl. Phys. **85**, 1560, (1999).
- [10] L.G. Fel, V.S. Machavariani, D.J. Bergman, J.Phys. A, **33**, 6669, (2000)
- [11] K. Zagar, 'Efektivna prevodnost dvodimenzionalnih sistemov' (BSc thesis, Slovene), (2003).
- [12] S.A. Bulgadaev, cond-mat/0212104.
- [13] L.D. Landau, E.M. Lifshits, 'Electrodynamics of continuum media'.

Figure 1. Spatial arrangements of phases with conductivities σ_1 and σ_2 for cases a) and b) respectively.

Figure 2. Effective conductivity of the plane as a function of $\sigma_2 = \sigma$ ($\sigma_1 = 1$). a) $R = 0.25, 0.4, 0.45, 0.48, 0.495$ and b) $r_1 = 0.05, 0.1, 0.15, 0.18, 0.195$. Insert in Fig.2a shows scaling of all available results (see Table 1) on one universal curve for both cases.

Figure 3. Dependence of $s(\nu)$ (a) and $p(\nu)$ (b) as a function of $(\nu_c - \nu)/\nu_c$ for the case a) circles and for the case b) squares, where ν_c is the critical concentration of second phase where percolation occurs.

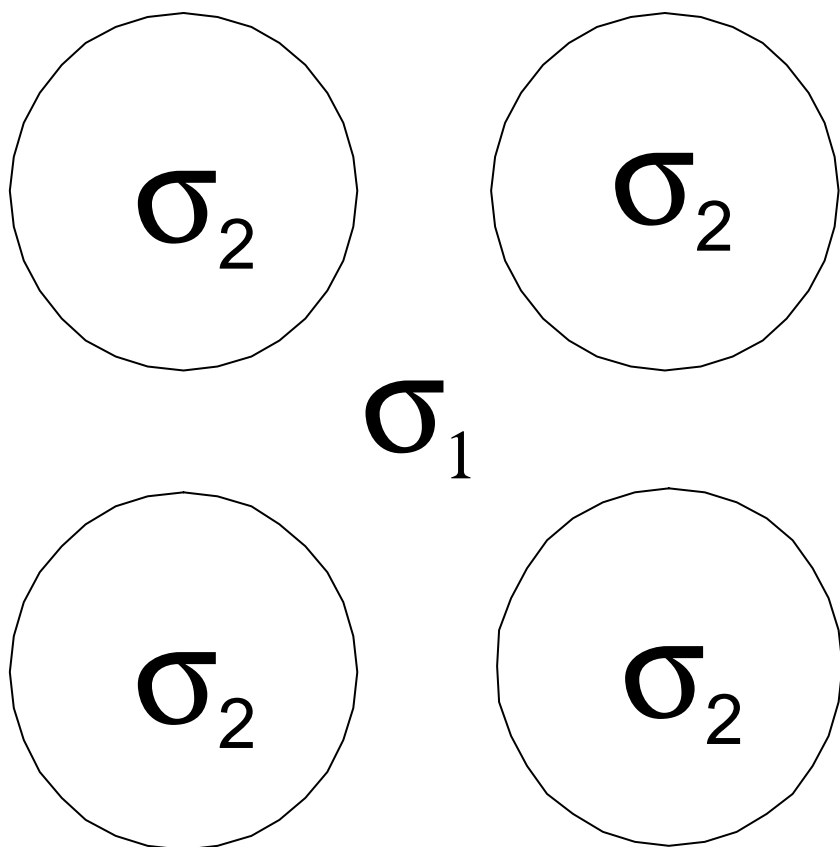
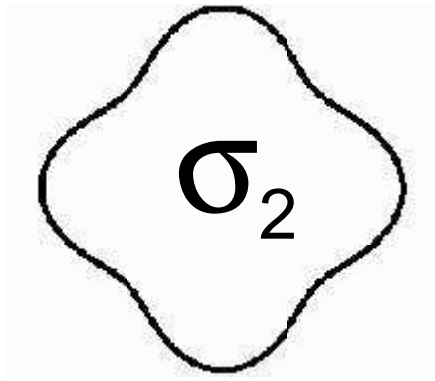
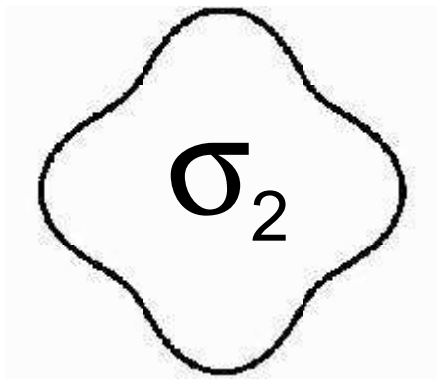


Fig.1a



σ_1

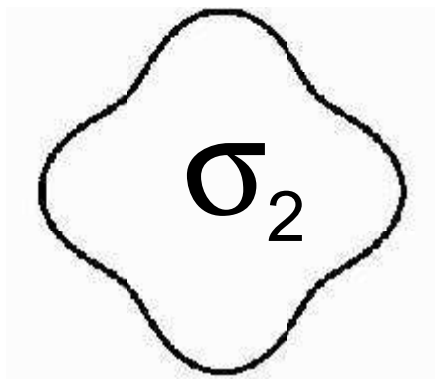
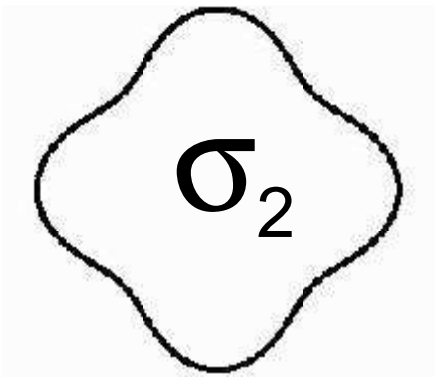


Fig.1b

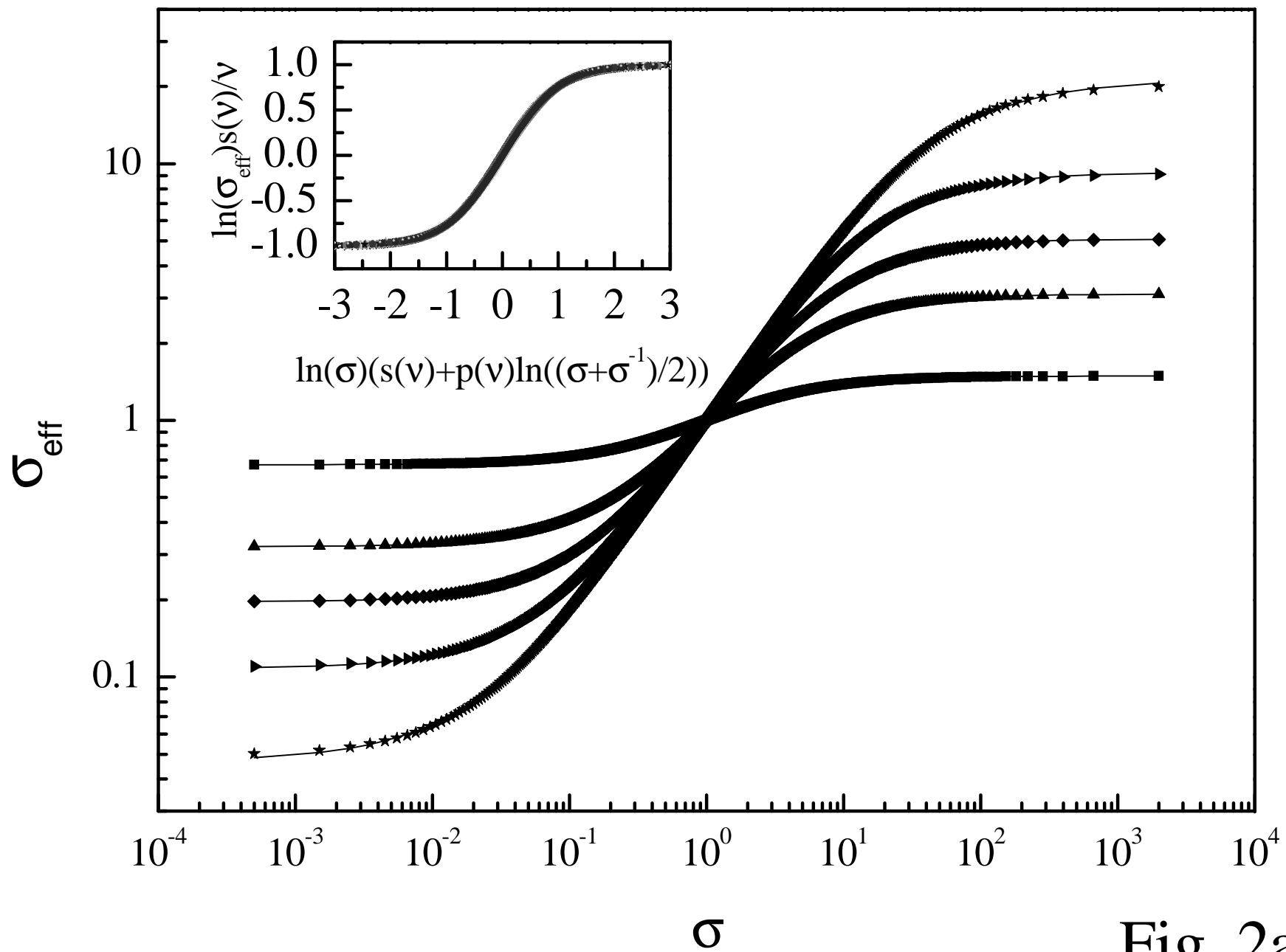


Fig. 2a

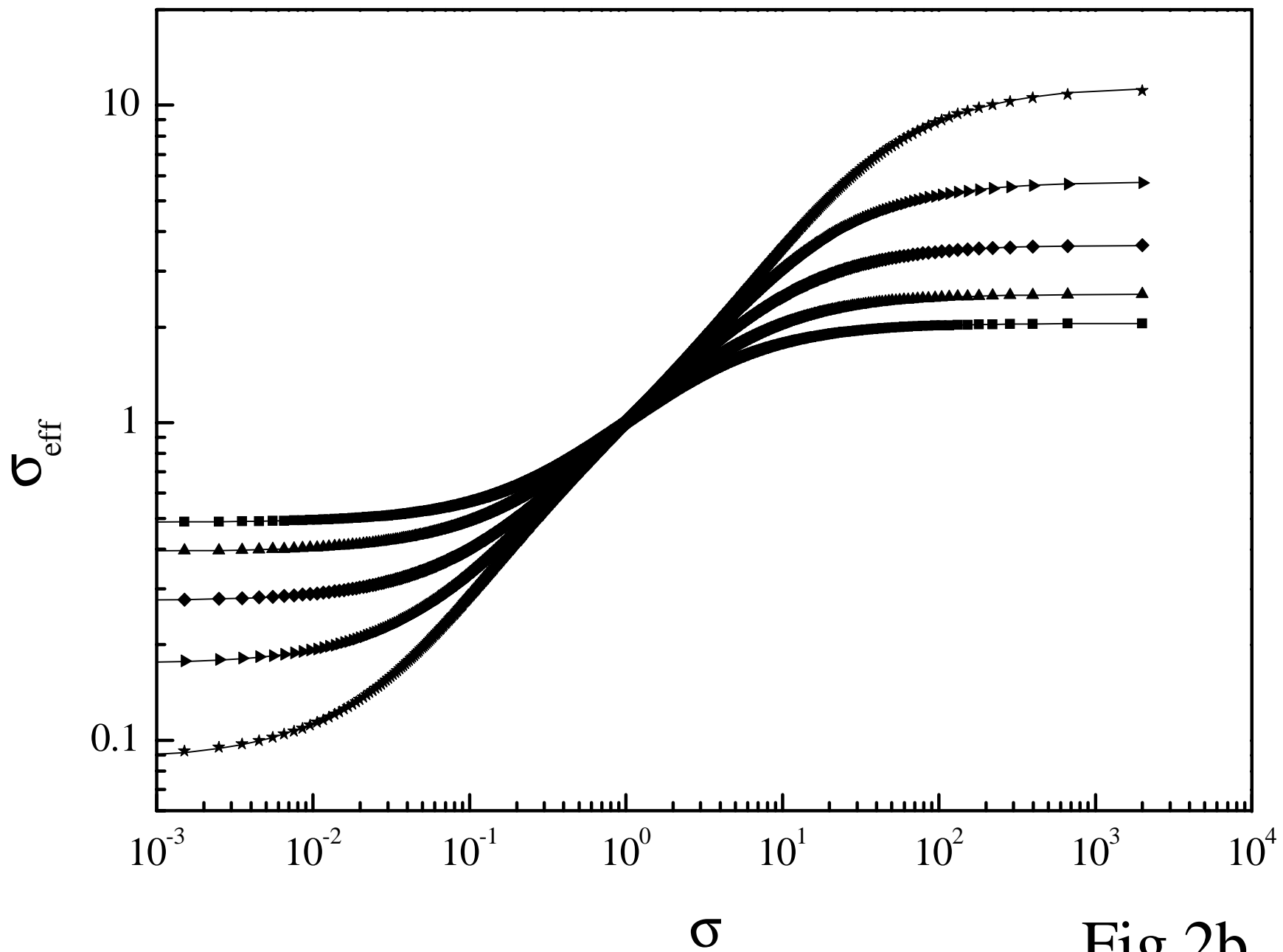


Fig.2b

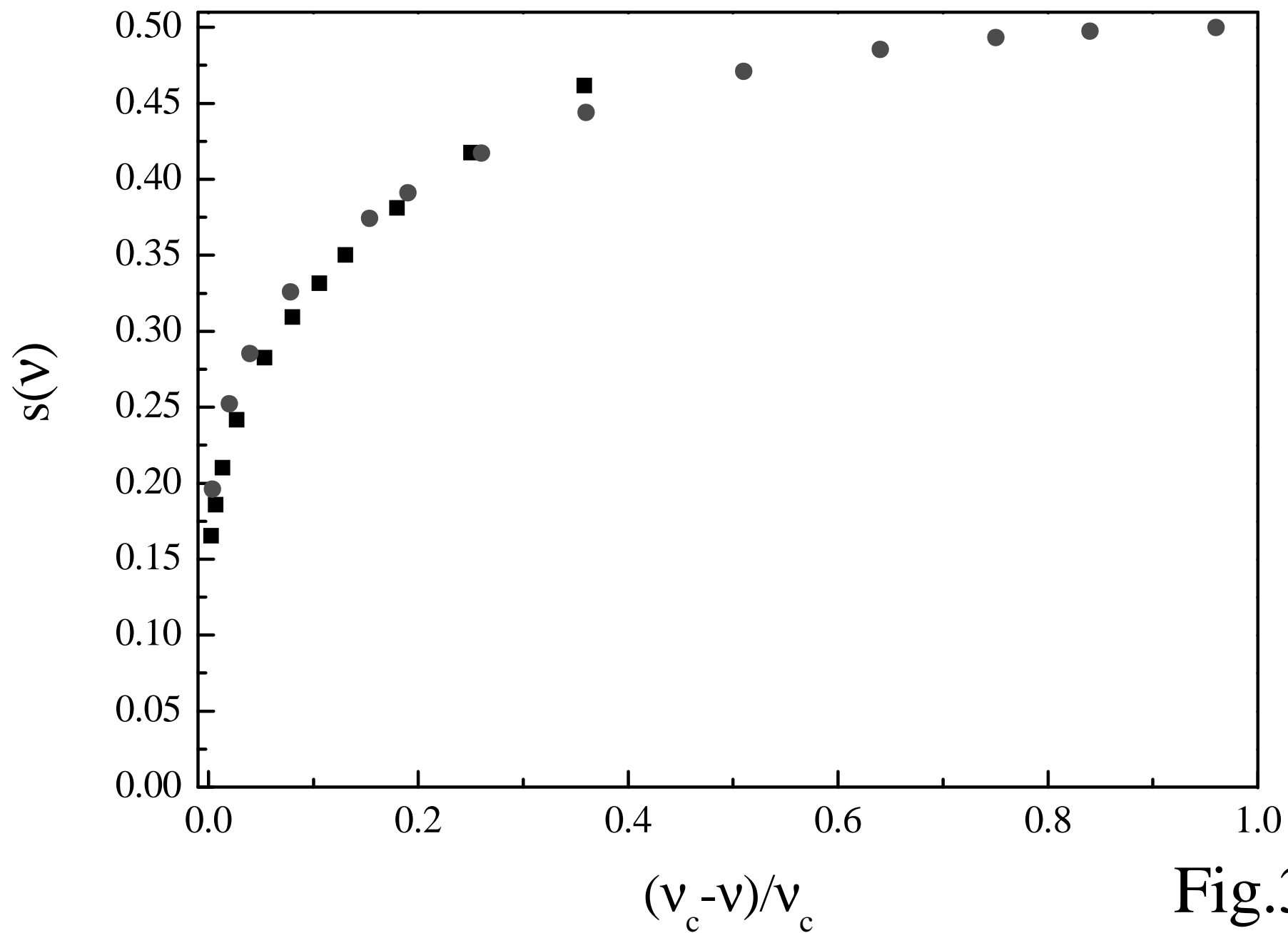


Fig.3a

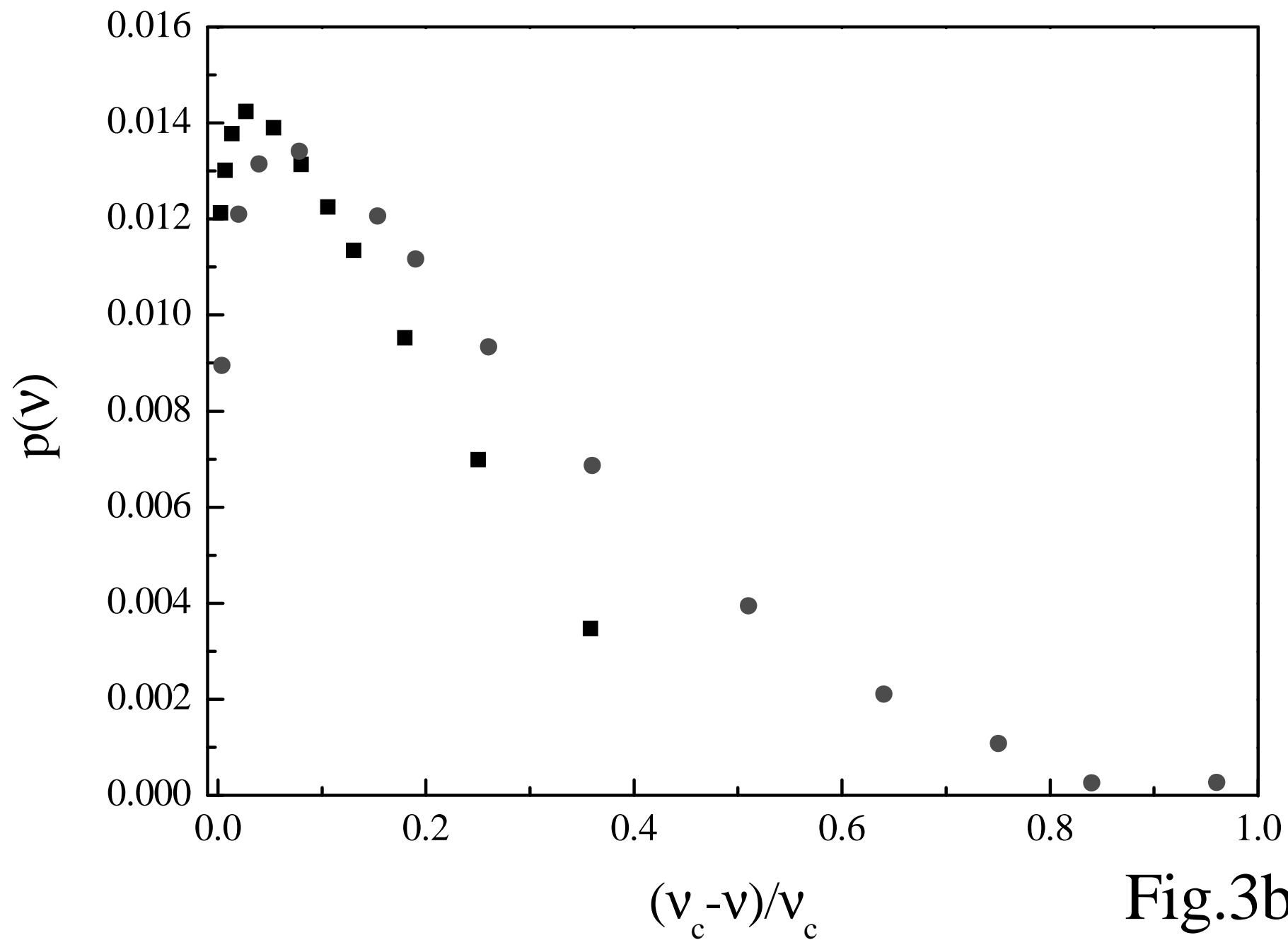


Fig.3b