

# Discretized opinion dynamics of Deffuant on scale-free networks

D. Stauffer<sup>1</sup> and A.O. Sousa<sup>2</sup>

<sup>1</sup> Institute for Theoretical Physics, Cologne University  
D-50923 Köln, Euroland

<sup>2</sup>Institute for Computer Applications 1 (ICA1), University of Stuttgart  
Pfaffenwaldring 27, D-70569 Stuttgart, Euroland

e-mails: stauffer@thp.uni-koeln.de, sousa@ica1.uni-stuttgart.de

## Abstract

The consensus model of Deffuant et al is simplified by allowing for many discrete instead of infinitely many continuous opinions, on a directed Barabási-Albert network. A simple scaling law is observed. We then introduce noise and also use a more realistic network and compare the results.

Keywords: Monte Carlo, sociophysics, consensus.

## 1 Introduction

Computer simulation of opinion dynamics (consensus models) [1, 2, 3, 4, 5, 6] is an important part of sociophysics [7, 8, 9]. One checks if, starting from a random distribution of opinions, one ends up with a consensus or a diversity of final opinions. The simulated people ("agents") are located on lattices, on scale-free networks [10], or form a purely topological structure where everybody can be connected with everybody. For the particular case of the consensus model of Deffuant et al, it was shown that on a Barabási-Albert network[11] the number  $S$  of different surviving opinions (if no complete consensus was achieved) was an extensive quantity, i.e. it varied proportional to the number  $N$  of agents, while it is intensive (independent of  $N$  for large  $N$ ) when everybody can be connected to everybody [12]. Now paper uses discrete opinions to allow for larger systems, and then compare the results with and without noise, and with a more realistic network[13].

## 2 Basic model and noise

Instead of allowing for the opinions any real number between 0 and 1, we take them as discrete numbers  $q = 1, 2, \dots, Q$ , as in the Sznajd model [4]. Now it is well defined if two opinions

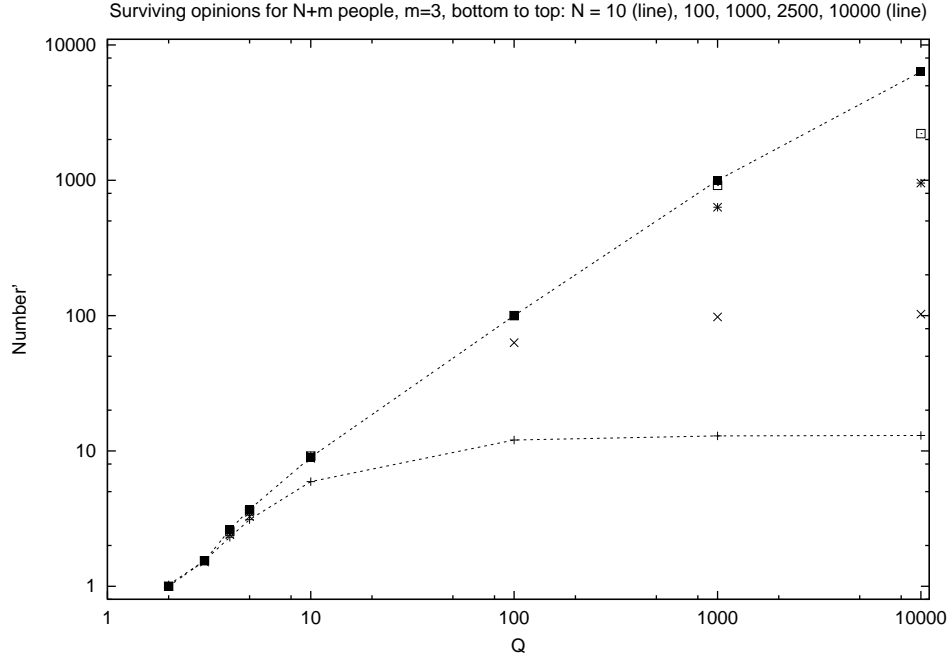


Figure 1: Number of different surviving opinions versus total number  $Q$  of opinions, for various network sizes  $N$ . Data for  $N = 10$  and  $N = 10^5$  are connected by lines.

differ or agree, while for real numbers it depends on the accuracy of the simulation. Only people differing by  $\pm 1$  in their opinion can convince each other (bounded confidence [3, 2]); thus  $1/Q$  corresponds to the confidence interval of the previous models. If two agents with opinions differing by one unit talk to each other, randomly (as opposed to the deterministic way in section 2) one of them takes the opinion of the other [1]. We put agents on a directed Barabási-Albert [10, 11] network, starting with  $m = 3$  agents connected with each other and with themselves; thereafter,  $N$  agents are added, each of which selects  $m$  pre-existing agents to be connected with. These randomly selected old agents are *not* regarded as connected to the new agent, i.e. the connections are directed. First we construct the network, then we start the opinion dynamics from a random distribution of opinions. For each iteration we go through all agents in the order in which they were added to the network, and each selects randomly one of the  $m$  agents it had chosen before to be connected with. The simulation stops if no agent changed opinion during one iteration.

Figure 1 shows that for large  $N$  the number  $S$  of surviving final opinions roughly equals  $Q$  for not too small  $Q$ ; for  $Q = 2$ , on the other hand, nearly always a complete consensus  $S = 1$

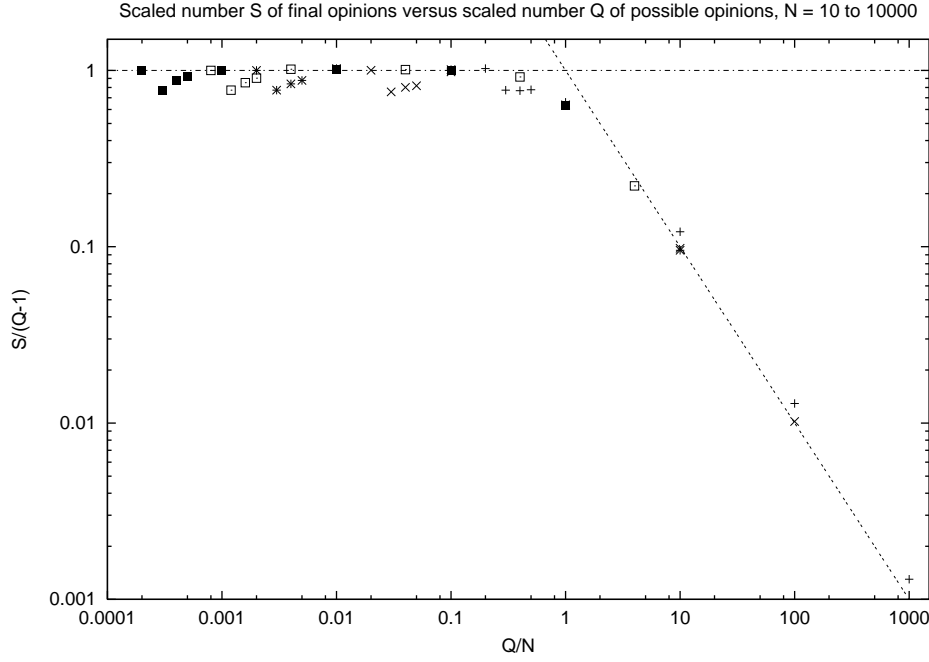


Figure 2: Scaled plot of the same data as in Fig.1. The straight lines indicate the "trivial" scaling limit: Everybody keeps its own opinion in the right part, and each opinion is shared by many in the left part.

was found. (We averaged over 1000 samples except for  $N = 10^5$  when only 100 samples were used.) If, however,  $Q$  grows to values closer to  $N$ , then the finite size of the network is felt:  $S$  is lower than  $Q$  and approaches  $N + m$ , that means everybody keeps its own opinion and the simulation stops soon. A finite-size scaling formula

$$S = (Q - 1)f(Q/N); \quad f(x \rightarrow 0) = 1, \quad f(x \rightarrow \infty) = 1/x$$

fits reasonably the same data, Fig.2, except for small  $Q$ . Thus, the number  $S$  of final opinions is an extensive quantity if  $Q$  is varied as  $N$ , and it is an intensive quantity if  $Q$  is kept constant when  $N \rightarrow \infty$ . In this sense the new results are in between the intensive  $S$  of [2, 12] and the extensive  $S$  of [11]. (Also in contrast to [11], the histograms for the number of people sharing the same opinion show a single peak. As in [11] people may share "accidentally" the same opinion even if they are disconnected.) Fig.3 shows that for a fixed ratio  $N/Q = 100$  the cluster numbers are extensive.

Roughly the same results, Fig.4, are obtained if noise is introduced to simulate outside information in the opinion dynamics. Thus at each iteration, every agent after the above

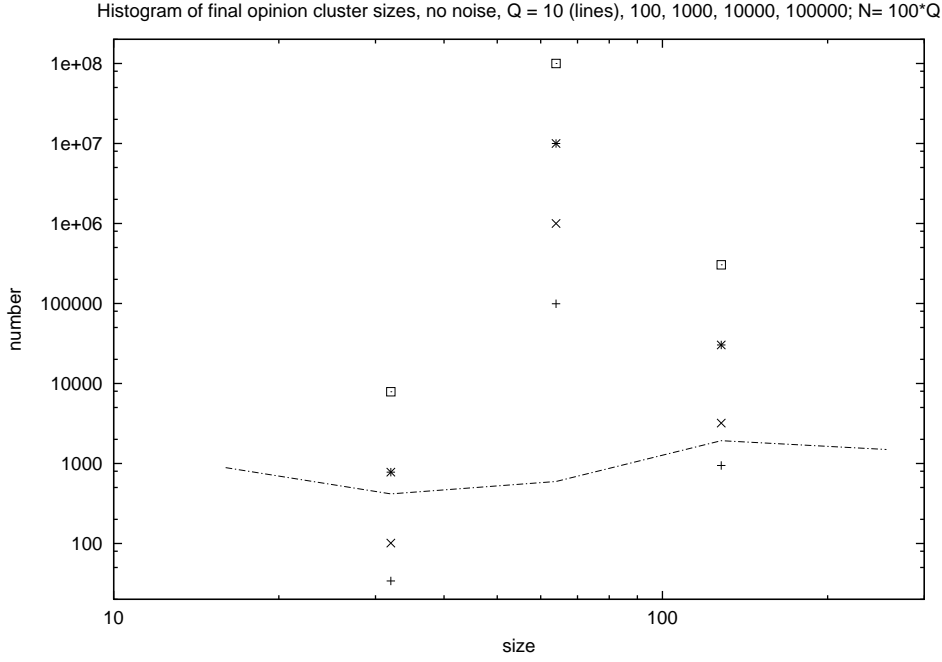


Figure 3: Evidence that cluster numbers for fixed  $N/Q$  (here taken as 100) are extensive, for large systems up to 10 million nodes, with  $N$  and  $Q$  increasing from bottom to top. For small systems the results (line) are very different. All data are summed over 1000 runs.

dynamics shifts the opinion by  $+1$  with probability  $1/4$ , by  $-1$  with probability  $1/4$ , and keeps it unchanged with probability  $1/2$ . (However, the opinion cannot leave the interval from 1 to  $Q$ . The simulation stops if without this noise no opinion would have changed.) Thus the model is robust against noise. Of course, now no complete consensus is found, not even at  $Q = 2$ . (If we follow [2] and allow everybody to interact with everybody, the results with noise are nearly the same as in Fig.4.)

The present model gets closer to the original Deffuant model if we introduce another free parameter  $L$  such that two people convince each other if their opinions do not differ by more than  $L$  units;  $L = 1$  then is our previous discrete model. If  $Q$  and  $L$  both go to infinity at constant ratio  $d = L/Q$ , then this ratio is the  $d$  of Deffuant et al. The parameter  $\mu$  of [2] was taken as  $0.1^{1/2}$ . Fig. 5 shows the variation of the number of surviving opinions with  $L$ , at fixed  $Q = 1000$  and various  $N$ . No noise is used here since noise prevents convergence except for very small  $L$ . For  $Q = N = 5L$  the number of opinion clusters seems to vary proportional to  $N$  for large  $N$ .

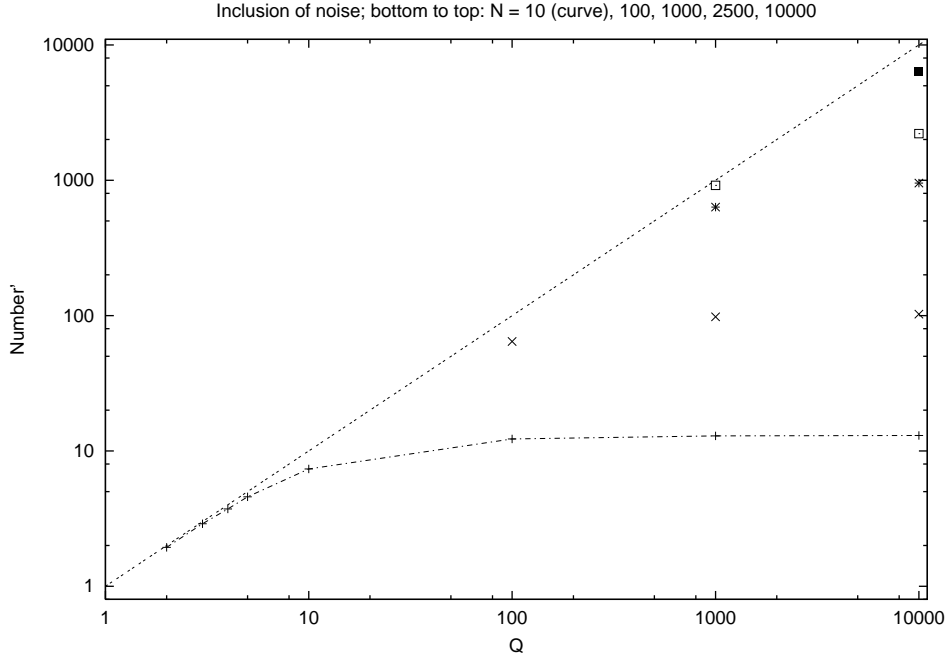


Figure 4: As Fig.1, but with noise, for  $N = 10$  (curve) to 10000. The straight line gives  $S = Q$ . For smaller  $Q$  at  $N \geq 100$ , no convergence within  $10^6$  iterations was found.

### 3 Triads

Although the Barabási-Albert [10, 11] network has successfully explained the scale-free nature of many networks, a striking discrepancy between it and real networks is that the value of the clustering coefficient - which is the probability that two nearest neighbors of the same node are also mutual neighbors - predicted by the theoretical model decays very fast with the network size and for large systems is typically several orders of magnitude lower than found empirically (it vanishes in the thermodynamic limit). In social networks, for instance, the clustering coefficient distribution  $C(k)$  exhibits a power-law behaviour,  $C(k) \propto k^{-\gamma}$ , where  $k$  is number of neighbors (degree or connectivity) of the node and  $\gamma \approx 1$  (everyone in the network knows each other).

Very recently, by adding a triad formation step on the Barabási-Albert prescription, this problem has been surmounted and scale-free models with high clustering coefficient have been investigated [13]. The algorithm is defined as follows: First, each new node performs a preferential attachment step, i.e, it is attached randomly to one node of the existing with a probability proportional to its degree; then follows a triad formation step with a probability  $p_{tf}$ : the new

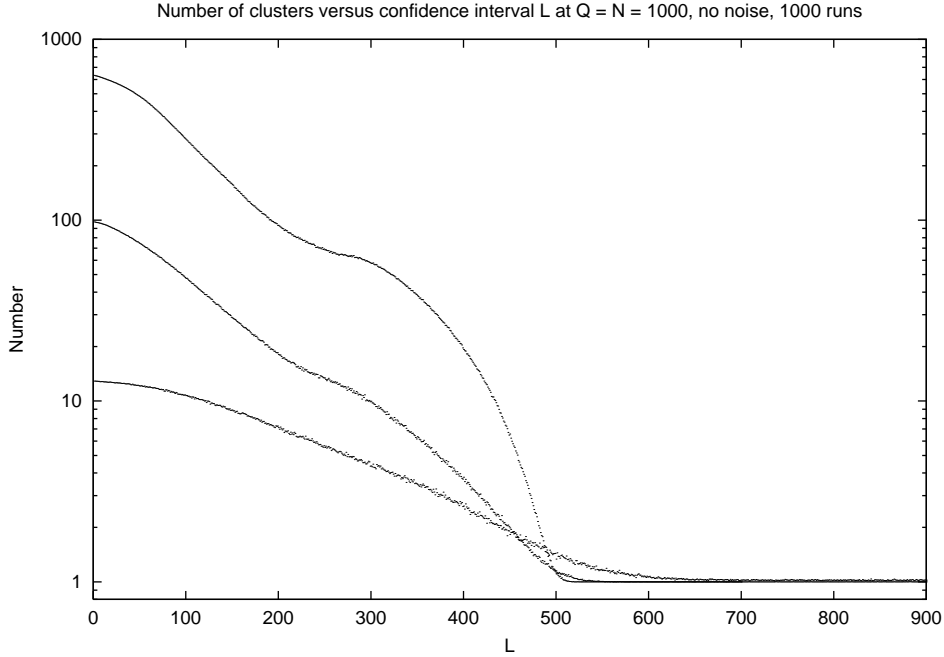


Figure 5: As Fig.1, no noise, for  $Q = 1000$  as a function of the length  $L = Qd$  of the confidence interval, for  $N = 10, 100, 1000$  (from bottom to top). The larger  $N$  is the more pronounced is the transition to complete consensus at  $L = 500$  or  $d = 1/2$ .

node selects at random a node in the neighborhood of the one linked to in the previous preferential attachment step. If all neighbors are already connected to it, then a preferential attachment step is performed (“friends of friends get friends”). In this model, the original Barabási-Albert network corresponds to the case of  $p_{tf} = 0$ .

Simulations of the discretized version of the Deffuant model on this network produces similar results (see Fig.6) to those obtained using a Barabási-Albert network (Fig. 1). The same behaviour was found for any value of the probability  $p_{tf}$  to perform a triad formation step. Furthermore, the clustering coefficient (not shown) agrees with the one predicted in [13], with a nearly linear increase with probability  $p_{tf}$ .

For completeness we end with some results from the directed model of [11] on the size distribution of opinion clusters, those for the undirected case are similar. Fig.7 shows one peak for small sizes, with cluster numbers increasing proportional to the system size, and another peak for large sizes of the order of the network size, with small size-independent cluster numbers. The Derrida-Flyvbjerg [14] parameter looks like in [15].

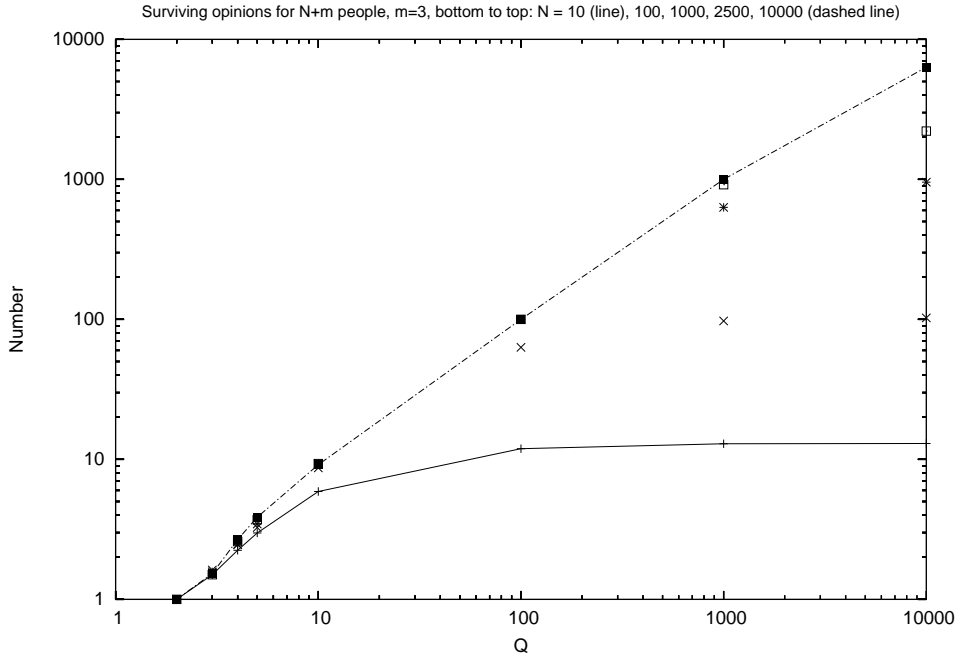


Figure 6: Number of different surviving opinions versus total number  $Q$  of opinions, for various network sizes  $N$  on a scale-free network with triad formation step. The triad formation probability is  $p = 0.3$

## 4 Conclusions

By discretizing the opinions, the simulations of the Deffuant model could be simplified and extended to larger systems. Two limits are quite trivial: With many people and few opinions, nearly all opinions have some followers, and the number of final opinion clusters nearly agrees with the total number of opinions. In the opposite limit of many opinions for few people, nearly every person forms a separate opinion clusters. For the transition between these two limits, a simple scaling law is observed for the discretized opinions. At a fixed ratio of the number of people to the number of opinions, the number of final opinion clusters is extensive. Noise and a more realistic network with stronger clustering[13] do not change the results much in the discretized model.

G. Weisbuch suggested to calculate the Derrida-Flyvbjerg parameter, J. Hołyst to include noise, and J. Kertész to use the network of [13]. A.O. Sousa thanks a grant from Alexander von Humboldt Foundation.

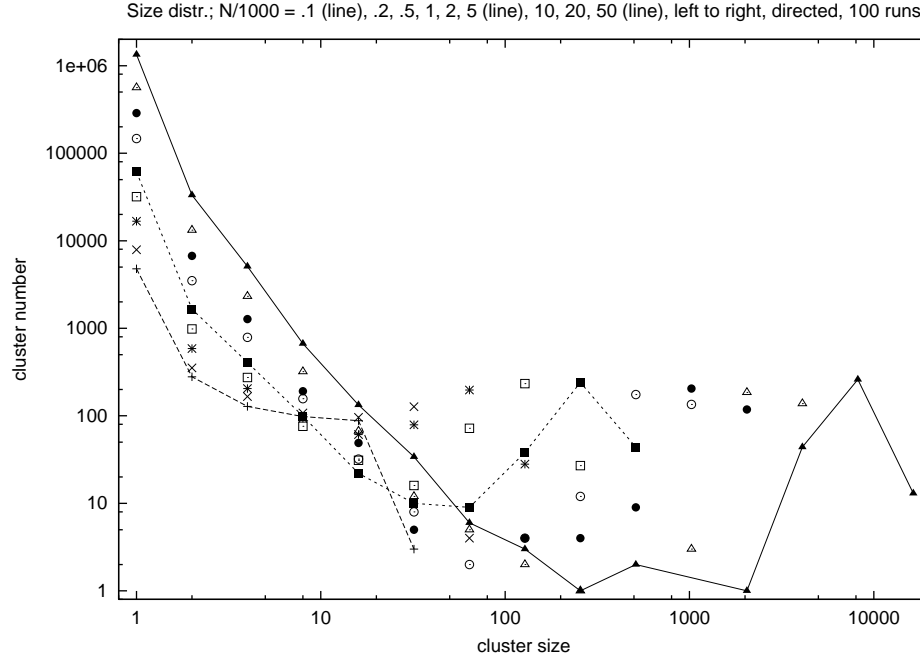


Figure 7: Size distribution for the cluster of different surviving opinions, summed over 100 samples, for network sizes  $N = 1000 \dots 50,000$  on the directed a scale-free network with continuous opinions as in the standard model [2].

## References

- [1] R. Axelrod, J. Conflict Resolut. 41, 203 (1997).
- [2] G. Deffuant, D. Neau, F. Amblard and G. Weisbuch, Adv. Complex Syst. 3, 87 (2000); Deffuant, G., Amblard, F., Weisbuch G. and Faure, T., Journal of Artificial Societies and Social Simulation 5, issue 4, paper 1 ([jasss.soc.surrey.ac.uk](http://jasss.soc.surrey.ac.uk)) (2002).
- [3] R. Hegselmann and U. Krause, Journal of Artificial Societies and Social Simulation 5, issue 3, paper 2 ([jasss.soc.surrey.ac.uk](http://jasss.soc.surrey.ac.uk)) (2002); U. Krause, p.37 in *Modellierung und Simulation von Dynamiken mit vielen interagierenden Akteuren*, edited by U. Krause and M. Stöckler, Bremen University, Jan. 1997.
- [4] K. Sznajd-Weron and J. Sznajd, Int. J. Mod. Phys. C 11, 1157 (2000); D. Stauffer, A.O. Sousa and S. Moss de Oliveira, Int. J. Mod. Phys. C 11, 1239 (2000); D. Stauffer, Journal of Artificial Societies and Social Simulation 5, issue 1, paper 4 ([jasss.soc.surrey.ac.uk](http://jasss.soc.surrey.ac.uk)) (2002)



- [5] S. Galam, J. Stat. Phys. 61, 943 (1990) and Physica A 238, 66 (1997).
- [6] D. Stauffer, Computing in Science and Engineering 5, 71 (May/June 2003); and in *The Monte Carlo Method on the Physical Sciences*, edited by J. E. Gubernatis, AIP Conference Proceedings, in press = cond-mat/0307133.
- [7] W. Weidlich, *Sociodynamics; A Systematic Approach to Mathematical Modelling in the Social Sciences*. Harwood Academic Publishers, 2000.
- [8] S. Moss de Oliveira, P.M.C. de Oliveira, D. Stauffer: *Evolution, Money, War and Computers*, Teubner, Stuttgart and Leipzig 1999.
- [9] F. Schweitzer, *Brownian Agents and Active Particles*, Springer, Berlin 2003.
- [10] R. Albert and A.L. Barabási, Rev. Mod. Phys. 74, 47 (2002).
- [11] D. Stauffer and H. Meyer-Ortmanns, Int. J. Mod. Phys. C 15, issue 2 (2004).
- [12] E. Ben-Naim, P. Krapivsky and S. Redner, Physica D 183, 190 (2003).
- [13] P. Holme and B.J. Kim, Phys. Rev. E 65, 026107 (2002); G. Szabó, M. Alava and J. Kertész, Phys. Rev. E 67, 056102 (2003).
- [14] B. Derrida and H. Flyvbjerg, J. Phys. A 19, L1003 (1986).
- [15] G. Weisbuch, preprint for Eur. Phys. J. B.