

Possible Anisotropic Order Parameter in Pyrochlore Superconductor KOs_2O_6 Probed by Muon Spin Rotation

Akihiro KODA^{1*}, Wataru HIGEMOTO², Kazuki OHISHI¹, Shanta R. SAHA¹, Ryosuke KADONO^{1†}, Shigeki YONEZAWA³, Yuji MURAOKA³ and Zenji HIROI³

¹*Muon Science Laboratory, Institute of Materials Structure Science, High Energy Accelerator Research Organization (KEK), 1-1 Oho, Tsukuba, Ibaraki 305-0801*

²*Advanced Science Research Center, Japan Atomic Energy Research Institute, Tokai, Ibaraki 319-1195*

³*Institute for Solid State Physics, University of Tokyo, 5-1-5 Kashiwanoha, Kashiwa, Chiba 277-8581*

Magnetic penetration depth (λ_{eff}) in a pyrochlore superconductor KOs_2O_6 was studied by means of muon spin rotation (μSR). The temperature dependence of the transverse spin relaxation rate, which is proportional to $\lambda_{\text{eff}}^{-2}$, exhibits a considerable deviation from that expected for the empirical two-fluid model ($\propto T^4$), obeying a T^2 tendency. Furthermore, λ_{eff} apparently increases with increasing applied field, suggesting the presence of nonlinear and nonlocal effects. The present result strongly suggests that the superconducting order parameter in KOs_2O_6 is anisotropic or multigapped with a small energy gap.

KEYWORDS: μSR , strongly correlated electron, anisotropic superconductivity, pyrochlore oxide, flux-line lattice

Geometrically frustrated spin systems have been attracting much attention. Since a three-dimensional network of corner-sharing tetrahedra, a so-called pyrochlore lattice, exhibits magnetic frustration in the case of antiferromagnetic exchange interaction between neighboring magnetic ions, no magnetic ordering appears, leading to the *spin liquid* ground state.¹ It is noteworthy that electron transport under such strong magnetic correlations exhibits interesting properties, since the electron correlation also has an implicit relationship with the charge and/or orbital degrees of freedom. In particular, in the case of a mixed valence state, i.e., half-integer numbers of d -electrons per magnetic site, it is suggested that charge/orbital fluctuation plays an essential role. For instance, the heavy-fermion-like behavior of LiV_2O_4 has been reported,² in which each V ion forming a pyrochlore lattice accommodates 1.5 d -electrons. It has been shown that the electronic state exhibits strong correlation under geometrical frustration.³ This compound is one of only two spinel oxides showing metallic conductivity without any structural transition even at low temperatures. Another example is LiTi_2O_4 having 0.5 d -electrons per Ti ion, which is known to be a superconductor with $T_c \simeq 13$ K.⁴ It has turned out, on the other hand, that many of the metallic compounds having magnetic frustration

*E-mail address: coda@post.kek.jp

†Also at School of Mathematical and Physical Science, The Graduate University for Advanced Studies

show the metal–insulator (MI) transition upon cooling. As found in the cases of AlV_2O_4 ⁵ and CuIr_2S_4 ,⁶ some compounds exhibit charge ordering and an associated structural change that removes the geometrical degeneracy. However, in other cases, e.g., $\text{Cd}_2\text{Os}_2\text{O}_7$,^{7,8} no structural transition is seen, suggesting that the electronic properties are predominantly controlled by magnetic frustration.

Recently, Yonezawa *et al.* discovered that KOs_2O_6 , which has a β -pyrochlore structure, shows bulk superconductivity below $T_c \simeq 9.6$ K.⁹ Moreover, a series of β -pyrochlore superconductors, RbOs_2O_6 ($T_c \simeq 6.3$ K) and CsOs_2O_6 ($T_c \simeq 3.3$ K), was subsequently found.^{10,11} Until these discoveries, $\text{Cd}_2\text{Re}_2\text{O}_7$ was the only pyrochlore oxide known to show superconductivity ($T_c \simeq 1$ K).^{12–14} As in the case of $\text{Cd}_2\text{Re}_2\text{O}_7$, a $5d$ transition metal forms a pyrochlore lattice in β -pyrochlore superconductors. Nevertheless, it is notable that the formal oxidation state of the Os ion is $5.5+$ ($5d^{2.5}$), which is specific to the β -pyrochlore structure, while that of the Re ion in $\text{Cd}_2\text{Re}_2\text{O}_7$ is $5+$ ($5d^2$). $\text{Cd}_2\text{Os}_2\text{O}_7$ having Os^{5+} ($5d^3$) exhibits the MI transition at ~ 230 K,^{7,8} suggesting the presence of strong correlation among d -electrons even in the case of KOs_2O_6 .

Furthermore, the geometrical frustration in KOs_2O_6 naturally gives rise to the idea of superconductivity based on the *spin liquid* state. It is noteworthy that $\text{Na}_x\text{CoO}_2 \cdot y\text{H}_2\text{O}$, having a two-dimensional triangular lattice of CoO_6 , has been recently identified as a superconductor with $T_c \simeq 5$ K.¹⁵ The triangular lattice is well known as a stage of geometrical frustration. Moreover, it is suggested from chemical titration and photoemission studies that cobalt ions are in a mixed valence state ($\text{Co}^{3.4+}$).¹⁶

It is interesting to see whether or not the superconducting state of KOs_2O_6 is similar to that of $\text{Cd}_2\text{Re}_2\text{O}_7$, because the resistivity in the normal state of KOs_2O_6 shows an anomalous broad shoulder with varying temperature, and no phase transition down to ~ 4 K has been confirmed by X-ray diffractometry,¹⁷ which is in marked contrast to the case of $\text{Cd}_2\text{Re}_2\text{O}_7$.¹⁸ In this letter, we report the results of a muon spin rotation (μSR) experiment on KOs_2O_6 under several transverse fields (TF) up to 6 T. The observed temperature dependence of the magnetic penetration depth λ_{eff} deduced from the TF- μSR measurement cannot be explained by the empirical two-fluid model. Furthermore, the field dependence of λ_{eff} strongly suggests the existence of low-lying quasiparticle excitations, which are attributed to either an anisotropic superconducting order parameter or a multigap structure in KOs_2O_6 .

The μSR experiment was conducted at the M15 beamline of TRIUMF, Canada. Time-dependent muon polarization under a transverse field was measured using a high-time-resolution μSR spectrometer furnished with a superconducting magnet. For each μSR measurement, the magnetic field was applied at 20 K, which is well above T_c , and subsequently the specimen was cooled to the lowest temperature of 2 K. The measured KOs_2O_6 sample was prepared as a pellet of polycrystalline powder in a square shape of 8×8 mm². Positive

muons with a beam momentum of 29 MeV/c, whose polarizations were normal to the beam axis, were implanted. The μ^+ -e $^+$ decay asymmetry and associated Larmor precession with a frequency $\omega \equiv \gamma_\mu B$ (where $\gamma_\mu = 2\pi \times 135.54$ MHz/T is the muon gyromagnetic ratio) were measured to deduce the local field distribution. The decay events in which muons missed the sample were eliminated with an anticoincidence electronics logic circuit, resulting in quite low background positron spectra.

It is well known that type-II superconductors show the flux-line lattice (FLL) state at a field $B_{c1} < B < B_{c2}$, leading to the spatial inhomogeneity of magnetic induction. Since the implanted muons occupy random positions over the length scale of FLL, i.e., λ_{eff} , the observed precessing signal $\hat{P}(t)$ is a spatial sum of the internal field, given by

$$\hat{P}(t) \equiv P_x(t) + iP_y(t) = \int_{-\infty}^{\infty} n(B) \exp(i\gamma_\mu B t) dB, \quad (1)$$

$$n(B) = \langle \delta(B(\mathbf{r}) - B) \rangle_{\mathbf{r}}, \quad (2)$$

where $n(B)$ is the spectral density for muon precession determined by the local field distribution. In polycrystalline samples, the Gaussian distribution of local fields is a good approximation, namely

$$\hat{P}(t) \simeq \exp(-\sigma^2 t^2 / 2) \exp(i\gamma_\mu B t), \quad (3)$$

$$\sigma = \gamma_\mu \sqrt{\langle \Delta B^2 \rangle}, \quad (4)$$

where $\langle \Delta B^2 \rangle$ is the average of the second moment of the field distribution ($\Delta B^2 = [B(r) - B_0]^2$). By simulating the distribution of λ_{eff} , we confirmed that the above assumption is reasonable, where the distribution is probably due to randomness of FLL coming from various imperfections in a real system.¹⁹ The field variation for an ideal triangular FLL is approximately estimated;²⁰

$$\sigma [\mu\text{s}^{-1}] \simeq 4.83 \times 10^4 (1 - b) [1 + 3.9(1 - b)^2]^{\frac{1}{2}} \lambda_{\text{eff}}^{-2} [\text{nm}], \quad (5)$$

where $b \equiv B/B_{c2}$. Thus, λ_{eff} can be deduced directly from the measured relaxation rate σ .²¹

In Fig. 1, we show the fast Fourier transform (FFT) of the obtained TF- μ SR time spectra at different temperatures. The line shape exhibits apparent broadening and a shift of the peak to lower frequencies below $T_c \simeq 9$ K, which is ascribed to the formation of the FLL state. On the other hand, there exists a relatively narrow peak at around the central frequency corresponding to the applied field, clearly suggesting that a nonsuperconducting (normal) portion was involved in the measured sample. The peak slightly moves to higher frequency below T_c . Such behavior is often seen in the case of polycrystalline superconductors, e.g., MgB_2 ,²² due to the local demagnetization of grains. The volume fraction of the normal part is estimated by fitting analysis to be about 20%, which is in line with that found by the bulk susceptibility measurement.⁹ After the μ SR measurement, it turned out that the employed sample involves a moderate amount of KOsO_4 , which is an insulator. The analysis of the μ SR experiment

was carried out on the time-differential data using the sum of the two precessing parts given by eq. 3. Thus, we can obtain the field distribution solely ascribed to the superconductivity of KOs_2O_6 . The temperature dependence of the muon spin relaxation rate of the superconducting part is shown in Fig. 2. In general, the London penetration depth λ_L is given by the following relation

$$\lambda_L^2 = \frac{m^* c^2}{4\pi n_s e^2}, \quad (6)$$

where m^* is the effective mass and n_s is the superconducting carrier density. According to the Gorter-Casimir two-fluid model, the superconducting carrier density n_s is proportional to $1 - (T/T_c)^4$. Thus, we have $\lambda_L \propto 1/\sqrt{1 - (T/T_c)^4}$, leading to $\sigma \propto 1 - (T/T_c)^4$. As shown in Fig. 2, our data exhibit significant deviation from this relation. The fitting analysis was then performed with an arbitrary power

$$\sigma = \sigma_{T=0} \left[1 - \left(\frac{T}{T_c} \right)^\beta \right], \quad (7)$$

with T_c as a free parameter. Here, the contribution from the nuclear magnetic moments such as ^{39}K and ^{189}Os seen at $T > T_c$ was subtracted by a fixed amount prior to the fitting analysis. While the best fitting is obtained when $\beta = 2.39(7)$ and $T_c = 8.91(3)$, the observed temperature dependence is nearly reproduced by $\beta = 2$ and $T_c = 9.07(2)$. The results are shown in Fig. 2 together with the fitting result by the weak-coupling BCS model.²³ Note that T_c deduced from the μSR measurement is fairly close to that determined by bulk measurements under a field of 2 T.¹⁷ Besides, as seen in Fig. 2, we have to note that distinguishing such power-law behavior, which may indicate the presence of low-lying excited states, from the fully gapped case (weak BCS) only by analyzing the present data points above 2 K is quite difficult.

In order to examine the low-lying quasiparticle excitations of KOs_2O_6 , we measured the field dependence of λ_{eff} at the lowest temperature of 2 K. In Fig. 3(a), transverse relaxation rates at various fields are shown. Although λ_{eff} can be evaluated using eq. 5, the exact value of B_{c2} in the examined specimen is still unknown. Assuming that $B_{c2} \simeq 40$ T,¹⁷ we deduced λ_{eff} versus the corresponding normalized field, as shown in Fig. 3(b). Apparently, the obtained λ_{eff} is field dependent, showing a slight negative curvature with respect to the applied field. In particular, an approximately linear tendency is seen below ~ 3 T.

In general, λ_L is enhanced under a sufficiently high field, because the superconducting carrier density n_s decreases due to pair-breaking interactions such as the Zeeman interaction. However, the magnitude of this effect is small in conventional superconductors with *isotropic* *s*-wave pairing. On the other hand, a strong enhancement of λ_{eff} with external field is expected in the case of superconductors with the anisotropic order parameter due to the combined contribution of (i) nonlinear and (ii) nonlocal effects. More specifically, supercurrent \mathbf{v}_s induced by the magnetic field causes a semiclassical Doppler shift of the quasiparticle energy levels,

which is proportional to $\mathbf{v}_s \cdot \mathbf{v}_F$, where \mathbf{v}_F is the Fermi velocity. This gives rise to a nonlinear response of the shielding current to the field due to the “backflow”.²⁴ More importantly, the Doppler shift enhances the quasiparticle excitation in the case of anisotropic pairing symmetry due to the low-lying quasiparticle excitations. Note that the excess quasiparticles due to the thermal activation at a finite temperature exist in the vicinity of gap minimum even in the case of *anisotropic s-wave* pairing. No such enhancement is expected in the case of *isotropic s-wave* superconductors as long as the gap energy is greater than the energy of the Doppler-shifted quasiparticles. Thus, the present result clearly exhibits the existence of low-lying quasiparticle excitations associating with the superconducting energy gap smaller than 2 K ($\simeq 0.2$ meV).

When the superconducting energy gap has nodes at the Fermi surface, the field dependence of λ_{eff} is further modified by the nonlocal effect. The coherence length ξ_k diverges at the nodes, because ξ_k is inversely proportional to the gap size $\xi_k = |\mathbf{v}_F|/\pi\Delta_k$, where Δ_k is the angular-dependent energy gap at the Fermi surface, resulting in the reformation of the FLL. As shown in Fig. 3(b), λ_{eff} tends to exhibit saturating behavior at higher fields. It is interesting to point out that a similar tendency has been discussed in the case of $\text{YBa}_2\text{Cu}_3\text{O}_{7-\delta}$ by considering nonlinear and nonlocal effects, both theoretically^{25,26} and experimentally.^{21,27} In any case, we would like to emphasize that the field-dependent behavior of λ_{eff} is characterized by a small energy scale less than 0.2 meV.

To evaluate the strength of the pair-breaking effect, we performed a fitting using a simple linear relation

$$\lambda_{\text{eff}} = \lambda_0[1 + \eta b]. \quad (8)$$

From the analysis of data below 3 T, we obtain $\lambda_0 = 270$ nm and $\eta = 2.58$ ($T/T_c \simeq 0.22$), which is shown as the solid line in Fig. 3(b). We stress that λ_{eff} is independent of the applied field in the case of *isotropic s-wave* pairing symmetry. In V_3Si , which is a typical *s-wave* superconductor, $\eta \simeq 0$ is confirmed at lower fields ($B/B_{c2} < 0.5$).²⁸ This is in marked contrast to the present case. Besides this, it has turned out that MgB_2 exhibits $\eta = 1.27$ at $0.26T_c$.²² In this case, it is suggested that the presence of two superconducting energy gaps, one being relatively small (~ 1 meV), is responsible for the field dependence of λ_{eff} observed at a finite temperature. In this sense, we cannot exclude the multiple-gap scenario in KOs_2O_6 , since the measurement was performed at a finite temperature of 2 K. The present result suggests the presence of a small energy gap having a magnitude of less than ~ 0.2 meV in the multiple-gap scenario. It is noted, however, that distinguishing between the anisotropic-gap case and the multiple-gap case is difficult with our present experimental data. In order to clarify this, a measurement at a further low temperature is planned. On the other hand, the finite value of $\eta = 2.58$ in KOs_2O_6 is obviously different from that reported in the case of $\text{Cd}_2\text{Re}_2\text{O}_7$ ^{29,30} ($\eta \simeq 0$) in spite of the structural similarity. This suggests that structural transitions found in $\text{Cd}_2\text{Re}_2\text{O}_7$ ¹⁸ have a crucial effect on the pairing mechanism. In contrast, the absence of

structural transitions in KOs_2O_6 suggests that the geometrical degeneracy remains even at low temperatures, leading to a *spin liquid* state, in which a dynamical magnetic correlation exists. One may expect that the Cooper pair is mediated by magnetic fluctuation under such circumstances.

In summary, we have investigated the quasiparticle excitation in KOs_2O_6 by measuring the magnetic penetration depth λ_{eff} . The temperature dependence of λ_{eff} exhibits a significant deviation from that expected for the empirical two-fluid model. Moreover, it was seen that λ_{eff} increases markedly with applied external field up to 6 T, suggesting the presence of nonlinear and nonlocal effects. We consider this to be evidence that the superconducting order parameter realized in KOs_2O_6 has a strong anisotropy or multigapped structure with a small gap energy.

We are grateful for the technical support of the TRIUMF staff during the experiment. This work was partially supported by a Grant-in-Aid for Scientific Research on Priority Areas and a Grant-in-Aid for Creative Scientific Research from the Ministry of Education, Culture, Sports, Science and Technology, Japan. One of the authors (A.K.) acknowledges the support of JSPS Research Fellowships for Young Scientists.

References

- 1) P. W. Anderson: Phys. Rev. **102** (1956) 1008.
- 2) S. Kondo, D. C. Johnston, C. A. Swenson, F. Borsa, A. V. Mahajan, L. L. Miller, T. Gu, A. I. Goldman, M. B. Maple, D. A. Gajewski, E. J. Freeman, N. R. Dilley, R. P. Dickey, J. Merrin, K. Kojima, G. M. Luke, Y. J. Uemura, O. Chmaissem and J. D. Jorgensen: Phys. Rev. Lett. **78** (1997) 3729.
- 3) A. Koda, R. Kadono, W. Higemoto, K. Ohishi, H. Ueda, C. Urano, S. Kondo, M. Nohara and H. Takagi: Phys. Rev. B **69** (2004) 012402.
- 4) D. C. Johnston: J. Low Temp. Phys. **25** (1976) 145.
- 5) K. Matsuno, T. Katsufuji, S. Mori, Y. Morimoto, A. Michida, E. Nishibori, M. Takata, M. Sakata, N. Yamamoto and H. Takagi: J. Phys. Soc. Jpn. **70** (2001) 1456.
- 6) P. Radaelli, Y. Horibe, M. J. Gutmann, H. Ishibashi, C. H. Chen, R. M. Ibberson, Y. Koyama, Y. -S. Hor, V. Kiryukhin and S. -W. Cheong: Nature **416** (2002) 155.
- 7) A. W. Sleight, J. L. Gillson, J. F. Weiher and W. Bindloss: Solid State Commun. **14** (1974) 357.
- 8) D. Mandrus, J. R. Thompson, R. Gaal, L. Forro, J. C. Bryan, B. C. Chakoumakos, L. M. Woods, B. C. Sales, R. S. Fishman and V. Keppens: Phys. Rev. B **63** (2001) 195104.
- 9) S. Yonezawa, Y. Muraoka, Y. Matsushita and Z. Hiroi: J. Phys.: Condens. Matter **16** (2004) L9.
- 10) S. Yonezawa, Y. Muraoka, Y. Matsushita and Z. Hiroi: J. Phys. Soc. Jpn. **73** (2004) 819.
- 11) S. Yonezawa, Y. Muraoka and Z. Hiroi: J. Phys. Soc. Jpn. **73** (2004) 1655.
- 12) M. Hanawa, Y. Muraoka, T. Tayama, T. Sakakibara, J. Yamaura and Z. Hiroi: Phys. Rev. Lett. **87** (2001) 187001.
- 13) H. Sakai, K. Yoshimura, H. Ohno, H. Kato, S. Kambe, R. E. Walstedt, T. D. Matsuda, Y. Haga and Y. Onuki: J. Phys.: Condens. Matter **13** (2001) L785.
- 14) R. Jin, J. He, S. McCall, C. S. Alexander, F. Drymiotis and D. Mandrus: Phys. Rev. B **64** (2001) 180503.
- 15) K. Takada, H. Sakurai, E. Takayama-Muromachi, F. Izumi, R. R. Dilanian and T. Sasaki: Nature **422** (2003) 53.
- 16) H. Sakurai: Private communication.
- 17) Z. Hiroi, S. Yonezawa and Y. Muraoka: J. Phys. Soc. Jpn. **73** (2004) 1651.
- 18) J. Yamaura and Z. Hiroi: J. Phys. Soc. Jpn. **71** (2002) 2598.
- 19) R. Kadono: J. Phys.: Condens. Matter **16** (2004) S4421.
- 20) E. H. Brandt: Phys. Rev. B **37** (1988) 2349.
- 21) Comprehensive details of experimental technique are given by J. E. Sonier, J. H. Brewer and R. F. Kiefl: Rev. Mod. Phys. **72** (2000) 769.
- 22) K. Ohishi, T. Muranaka, J. Akimitsu, A. Koda, W. Higemoto and R. Kadono: J. Phys. Soc. Jpn. **72** (2003) 29.
- 23) B. Mühlischlegel: Z. Physik **155** (1959) 313.
- 24) J. Bardeen: Phys. Rev. **94** (1954) 554.
- 25) M. H. S. Amin, I. Affleck and M. Franz: Phys. Rev. B **58** (1998) 5848.
- 26) M. H. S. Amin, M. Franz and I. Affleck: Phys. Rev. Lett. **84** (2000) 5864.
- 27) J. E. Sonier, J. H. Brewer, R. F. Kiefl, G. D. Morris, R. I. Miller, D. R. Bonn, J. Chakhalian, R. H. Heffner, W. N. Hardy and R. Liang: Phys. Rev. Lett. **83** (1999) 4156.
- 28) J. E. Sonier, F. D. Callaghan, R. I. Miller, E. Boaknin, L. Taillefer, R. F. Kiefl, J. H. Brewer,

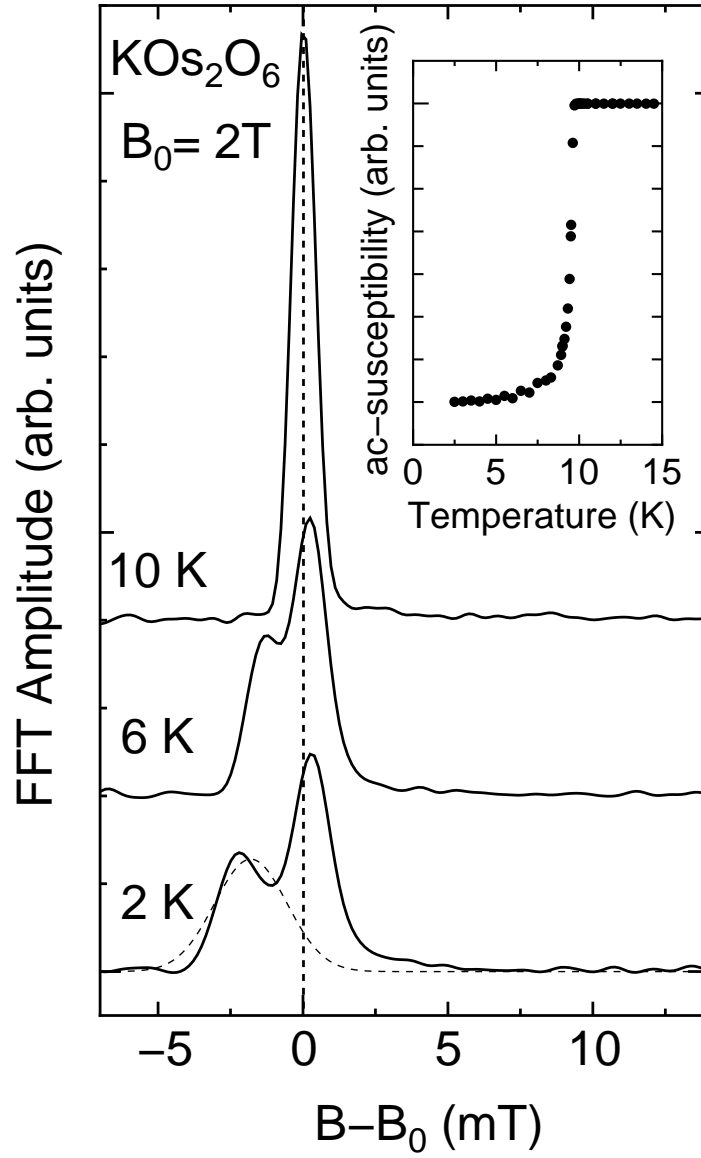


Fig. 1. Fast Fourier transform (FFT) of μ SR time spectra under field of 2 T at various temperatures. The dashed curve represents the deduced field distribution of the superconducting part obtained by the fitting analysis at $T = 2\text{ K}$. Inset shows the ac-susceptibility of the employed specimen.

- K. F. Poon and J. D. Brewer: Phys. Rev. Lett. **93** (2004) 017002.
- 29) R. Kadono, W. Higemoto, A. Koda, Y. Kawasaki, M. Hanawa and Z. Hiroi: J. Phys. Soc. Jpn. **71** (2002) 709.
- 30) M. D. Lumsden, S. R. Dunsiger, J. E. Sonier, R. I. Miller, R. F. Kiefl, R. Jin, J. He, D. Mandrus, S. T. Bramwell and J. S. Gardner: Phys. Rev. Lett. **89** (2002) 147002.

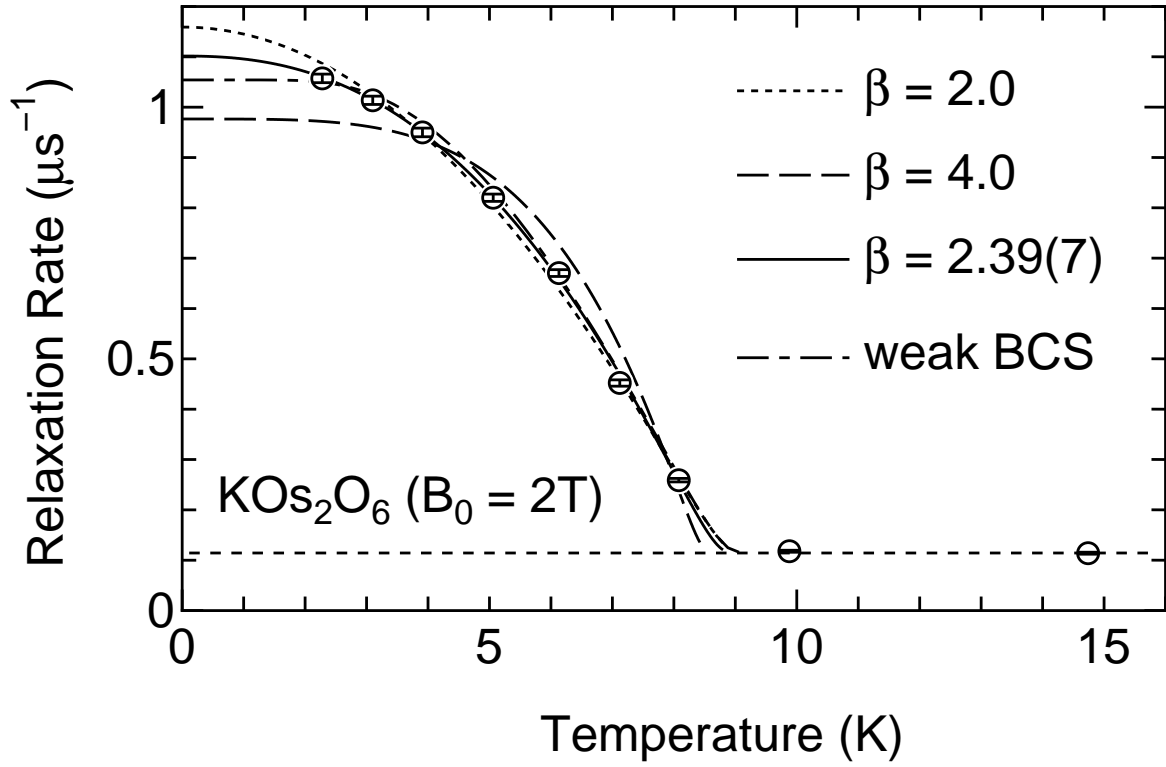


Fig. 2. Temperature dependence of transverse spin relaxation rate (σ) under field of 2 T. The results of fitting analysis using the relation $\sigma \propto 1 - (T/T_c)^\beta$ are shown, together with the weak-coupling BCS case (dot-dashed curve). The dotted curve is for $\beta = 2$, whereas the dashed curve is for $\beta = 4$. The best fitting is obtained when $\beta = 2.39$, which is represented by the solid curve.

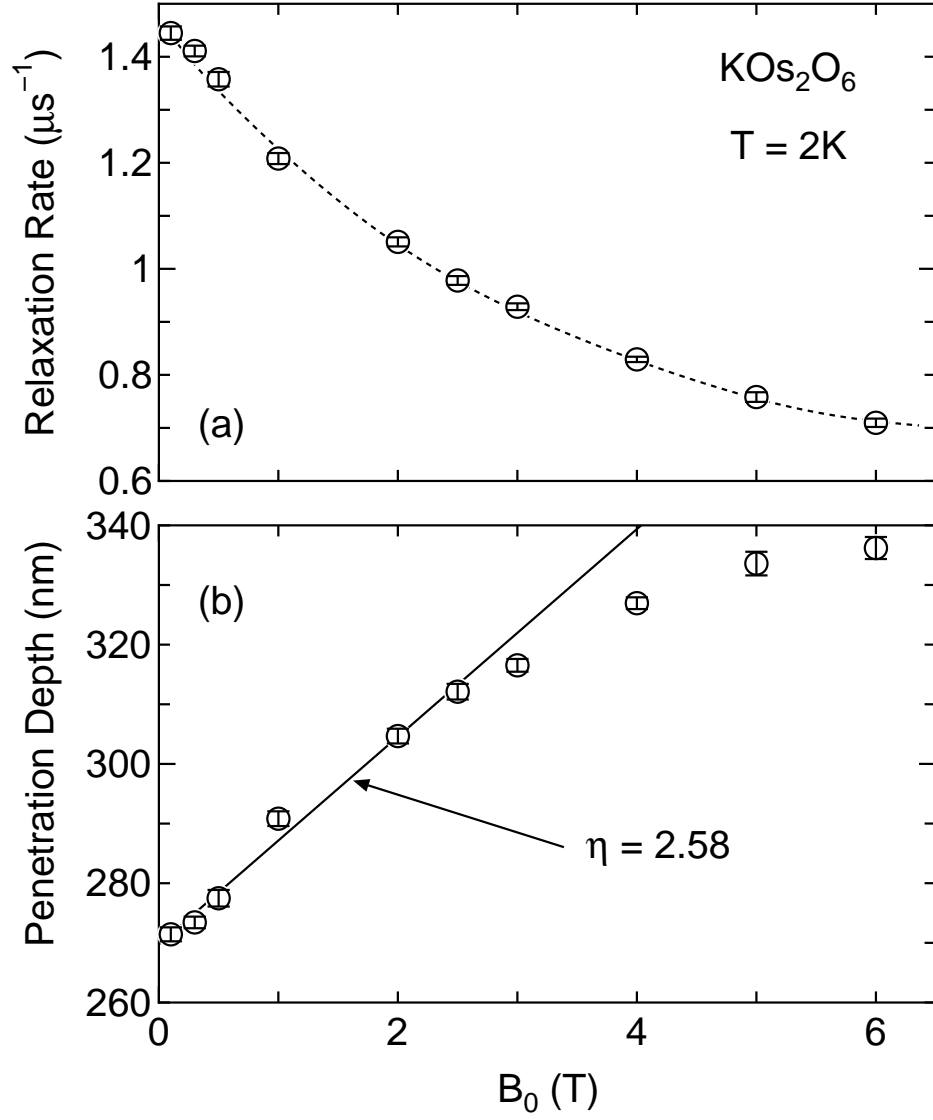


Fig. 3. Field dependences of (a) the transverse relaxation rate at 2 K and (b) the deduced penetration depth (λ_{eff}) by assuming $B_{c2} = 40\text{ T}$. The broken curve in the upper panel is a guide to the eye. λ_{eff} clearly obeys a linear dependence below $B \simeq 3\text{ T}$, whereas it shows a saturating tendency at higher fields. By fitting data below 2.5 T with the relation $\lambda_{\text{eff}} = \lambda_0(1 + \eta(B/B_{c2}))$, we obtain $\eta = 2.58$.