

# Optimal Monte Carlo Updating

Lode Pollet,\* Stefan M.A. Rombouts, Kris Van Houcke, and Kris Heyde

*Vakgroep subatomaire en stralingsfysica,*

*Proeftuinstraat 86,*

*Universiteit Gent, Belgium*

(Dated: February 8, 2020)

Based on Peskun's theorem it is shown that optimal transition matrices in Markov chain Monte Carlo should have zero diagonal elements except for the diagonal element corresponding to the largest weight. We will compare the statistical efficiency of this sampler to existing algorithms, such as heat-bath updating and the Metropolis algorithm. We provide numerical results for the Potts model as an application in classical physics. As an application in quantum physics we consider the spin 3/2XY model and the Bose-Hubbard model which have been simulated by the directed loop algorithm in the stochastic series expansion framework.

PACS numbers: 02.70.Tt, 05.50.+q, 82.20.Wt

Monte Carlo methods are nowadays used in almost every branch of science, offering exact results in a statistical sense or providing answers where other methods fail. Already in statistical physics alone, Monte Carlo methods have been applied to a variety of models [1]. For many applications, good algorithms have been devised and there exist now solutions to many problems that were initially untractable. A well known example is the critical slowing down in the neighborhood of critical points that has been overcome in both classical (by cluster algorithms [2] [3]) and quantum Monte Carlo (by the loop algorithms [4]). The need for better performing algorithms is clear: efficient algorithms lead to more accurate results at the same computational cost. Yet little that goes beyond common sense reasoning is known about why an algorithm is efficient or not, and within a chosen algorithm there is often additional freedom.

We address the question of the efficiency of Markov chain Monte Carlo (MCMC) algorithms in terms of smaller errorbars. We first touch upon the needed terminology as it is usually [5] understood in statistical physics from a practitioner's viewpoint. We show how optimal sampling enters into this discussion and comment on its implementation. Finally, we compare it with standard updating mechanisms for the Potts model and for the directed loop algorithm [6] in the stochastic series expansion [7].

In MCMC a transition kernel (matrix)  $T$  is set up and we will assume that we know the discrete weights  $W_1, \dots, W_n$  (finite, computable set) of the invariant probability distribution  $W$ . If the following two conditions hold

- (i) normalization of probability,  $\sum_j T_{ij} = 1, \forall i$
- (ii) reversibility (detailed balance),  $W_i T_{ij} = W_j T_{ji}$ ,

and the chain can connect any two states in a certain finite number of steps, then the Markov chain will converge to the invariant probability distribution (which will be  $W$ ). The stochastic matrix  $T$  has as largest eigenvalue 1, while the other eigenvalues are sorted by  $-1 < \lambda_j < 1, j = 2, \dots, n$ . Strictly speaking, the condition (ii) is a too strong [8] [9] condition to assure convergence of the Markov chain towards the invariant distribution  $W$ , it suffices  $\sum_i W_i T_{ij} \sim W_j$ , but the reversibility condition is widely used in practical applications.

The Markov process correlates the measurements of the observables  $Q$  in consecutive steps, meaning that the variance  $\sigma_Q^2$  on the correlated measurements cannot be equal to the variance  $\sigma_{0,Q}^2$  as were all measurements uncorrelated. Instead  $\sigma_Q^2 = 2\tau_{int,Q}\sigma_{0,Q}^2$ , in which we have introduced the integrated autocorrelation time [5] [10],

$$\tau_{int,Q} = \frac{1}{2} + \sum_{t=1}^{\infty} A_Q(x^{(t)}). \quad (1)$$

Stationary samples  $x^{(t)}$  at the Monte Carlo times  $t$  are obtained from the sampler while the normalized autocorrelation function  $A_Q(x^{(t)})$  for the observable  $Q$  is given by

$$A_Q(x^{(t)}) = \frac{\langle Q(x^{(i+t)})Q(x^{(i)}) \rangle - \langle Q(x^{(i)}) \rangle^2}{\langle Q^2(x^{(i)}) \rangle - \langle Q(x^{(i)}) \rangle^2}, \quad (2)$$

in which the ensemble average  $\langle \dots \rangle$  is taken over  $i$ . We can now make a connection with the second largest eigenvalue by

$$\sup_Q \tau_{int,Q} = \frac{1 + \lambda_2}{2(1 - \lambda_2)}. \quad (3)$$

The following discussion focuses on the eigenvalues  $\lambda_2, \lambda_3, \dots$  to obtain a lower asymptotic variance for an observable  $Q$ ,

$$v(Q, T) = \lim_{n \rightarrow \infty} \frac{1}{n} \text{var} \left[ \sum_{k=1}^n Q(x^{(k)}) \right]. \quad (4)$$

\*Electronic address: Lode.Pollet@UGent.be

A different question concerns the convergence [11] of a probability distribution towards the invariant probability distribution. It is dominated by the second largest eigenvalue in absolute value of the stochastic matrix, which can be different from  $\lambda_2$  for non-positive operators, and would determine the required number of thermalization or burn-in steps. Note that non-reversible transition kernels can converge faster [12].

The stochastic matrix has the dimension of the Hilbert space, and all algorithms consist of two different operations in every Monte Carlo step: a limitation on the configurations that can be reached and secondly the acceptance or the rejection of the transition to one of them. For instance, heat-bath updating (also called the Gibbs sampler [13]) in the Ising model with dimension  $L \times L$  can in one step reach only  $L^2 + 1$  different configurations from the current configuration which has weight  $W_1$ . Among the  $L^2$  new ones, it picks one at random and the transition to this trial configuration with weight  $W_2$  will be accepted according to  $\frac{W_2}{W_1 + W_2}$  (also called heat-bath updates), otherwise it remains in the current configuration. Note that all eigenvalues of the Gibbs sampler are positive [14].

We will now focus on this second step of the update. For the Ising model, there are only two different configurations that play a role. How should we choose the transition matrix so that the asymptotic variance is smallest? A hint is given by the Peskun theorem [15], stating that if  $T^A$  and  $T^B$  both satisfy the conditions (i) and (ii) and if all off-diagonal elements of  $T^B$  are larger or equal than the corresponding elements of  $T^A$ , then  $T^B$  will lead to a smaller asymptotic variance for all observables than  $T^A$ , or equivalently,  $\lambda_2^A > \lambda_2^B$ . It then follows that the Metropolis-Hastings algorithm [16] is by construction the most effective sampler for the Ising model with random single site updates (and not the Gibbs sampler). For all possible stochastic matrices with dimension  $n = 2$  the Metropolis transition matrix [17] is given by

$$T_{ij}^{Met} = \begin{bmatrix} 0 & 1 \\ \frac{W_1}{W_2} & 1 - \frac{W_1}{W_2} \end{bmatrix}. \quad (5)$$

Here we have ordered the weights in ascending order. This non-standard way of writing Metropolis updating shows however the key ingredients of its efficiency, namely that the chance of staying in the current configuration should be minimized and secondly that the second largest eigenvalue is  $\lambda_2 = -T_{21}^{Met} = -\frac{W_1}{W_2}$ .

Peskun's theorem implies an ordering of the weights. So let (for the remaining of the paper)  $\pi_1 \leq \pi_2 \leq \dots \leq \pi_n$  be the normalized weights in ascending order,  $\pi_i = \frac{W_i}{\sum_j W_j}$ . Peskun's theorem tells us that we can always improve a transition matrix  $T$  by 'Metropolizing' it,  $T'_{ij} = \frac{T_{ij}}{\sum_{j \neq i} T_{ij}}, \forall j \neq i$ . Applying this idea to heat-bath updates, the following Metropolized Gibbs sampler(MG)

is obtained,

$$T_{ij}^{MG} = \begin{bmatrix} 0 & \frac{\pi_2}{1-\pi_1} & \frac{\pi_3}{1-\pi_1} & \dots & \frac{\pi_n}{1-\pi_1} \\ \frac{\pi_1}{1-\pi_1} & 1 - \dots & \frac{\pi_3}{1-\pi_2} & \dots & \frac{\pi_n}{1-\pi_2} \\ \frac{\pi_1}{1-\pi_1} & \frac{\pi_2}{1-\pi_2} & 1 - \dots & \dots & \frac{\pi_n}{1-\pi_3} \\ \vdots & \vdots & \vdots & \ddots & \vdots \\ \frac{\pi_1}{1-\pi_1} & \frac{\pi_2}{1-\pi_2} & \frac{\pi_3}{1-\pi_3} & \dots & 1 - \dots \end{bmatrix}, \quad (6)$$

or  $T_{ij}^{MG} = \min(\frac{\pi_j}{1-\pi_i}, \frac{\pi_i}{1-\pi_j})$ . Liu [19] has applied this idea to the independence Gibbs sampler, and obtained a complete eigenanalysis for the resulting stochastic matrix.

It is possible to repeat this Metropolizing procedure until all but one of the diagonal elements are zero. So, optimal transition matrices must have  $T_{ii} = 0, i \neq n$ . Indeed, Frigessi *et al.* [18] have shown that the optimal transition matrix is of the form,

$$T_{ij}^{Opt} = \begin{bmatrix} 0 & \frac{W_2}{W_1} y_1 & \frac{W_3}{W_1} y_1 & \dots & \frac{W_n}{W_1} y_1 \\ y_1 & 0 & \frac{W_3}{W_2} y_2 & \dots & \frac{W_n}{W_2} y_2 \\ y_1 & y_2 & 0 & \dots & \frac{W_n}{W_3} y_3 \\ \vdots & \vdots & \vdots & \ddots & \vdots \\ y_1 & y_2 & y_3 & \dots & 1 - y_1 - y_2 - \dots \end{bmatrix}, \quad (7)$$

with  $y_1 = \frac{\pi_1}{1-\pi_1}, y_2 = (1-y_1)\frac{\pi_2}{1-\pi_1-\pi_2}, \dots$ . The eigenvalues are given by  $1, \lambda_2 = -y_1$  (the same as in Eq.(6)),  $\lambda_3 = -y_2, \dots$ . They are all negative and appear in an ordered way. This  $\lambda_2$  has the lowest value that possibly can be obtained with respect to the probability distribution  $W$ , and with  $\lambda_2$  determined,  $\lambda_3$  is then the smallest possible third largest eigenvalue, etc. Note that a rescaling is at work here, the entries for the second row  $T_{2j}, j = 2, \dots, n$  are analogous to the first row apart from the rescaling  $1 \rightarrow (1-y_1)$ . Although optimal sampling is only achieved when Eq.(7) is applied to the entire Hilbert space, in many situations of practical interest stochastic subprocesses need to be sampled. For these, optimal sampling can only be achieved if all but one of the diagonal elements are zero.

**Potts model.** As a first application, we consider the  $q = 4$  Potts model [1] in two dimensions. We are interested in the dynamics of the Monte Carlo process. Therefore we consider a small lattice with single-spin updates only, and we do not want to use cluster updates [2] [3] here. So we will randomly select a spin, after which we have to make a choice between the four possible orientations that this spin can take. Although the random selection of a site and the single spin update both seriously violate the structure of the optimal stochastic matrix Eq.(7), the Peskun theorem still holds, meaning that the matrix Eq.(7) still leads to a more effective sampling than heat-bath updating,  $T_{ij} = \frac{W_j}{\sum_k W_k} = \pi_j, \forall i, j$ . This of course cannot cure the fact that the updating of a single spin still leads to the divergence of the autocorrelation time when the temperature reaches its critical value  $\beta_c$ . The decorrelation factor [20] is an estimator for the ratio  $\sigma_Q^2/\sigma_{0,Q}^2$  or hence twice the integrated autocorrelation

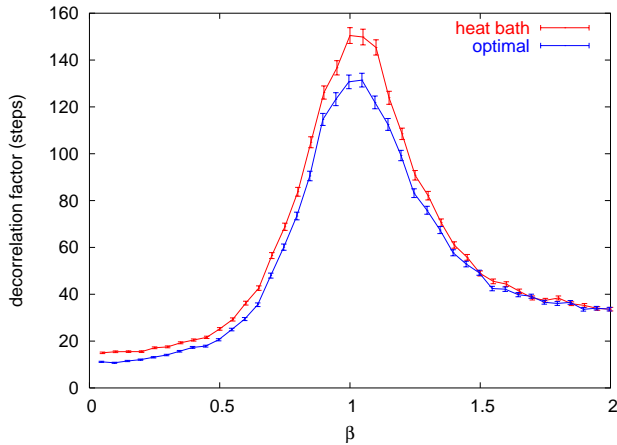


FIG. 1: The decorrelation factor for the energy as a function of temperature  $\beta$  at constant interaction strength for the  $q = 4$  Potts model on a  $L = 4 \times 4$  matrix is shown for heat-bath updates and for the optimal ones.

time (Eq.(1)) and is shown in Fig.(1). A small lattice of  $L = 4 \times 4$  has been taken because the importance of the  $\lambda_2$  of the local spin updates diminishes with increasing system size. We clearly see a significant difference between the optimal and the heat-bath transition probabilities. The Metropolized Gibbs sampler (Eq.( 6)) has the same  $\lambda_2$  as the optimal one (Eq.( 7)), and the integrated autocorrelation times differ only slightly for the  $4 \times 4$  Potts model. Note that it is much easier to implement  $T^{MG}$  than  $T^{Opt}$ , and if in practice the stochastic matrices cannot be computed in advance and need to be recomputed at each step, it is recommendable to use  $T^{MG}$ .

*Directed Loops.* We will now discuss an application in quantum Monte Carlo. The idea of loop-type updates [4] has been introduced in the stochastic series expansion framework by A.W. Sandvik [7] and one has adopted the notion of directed loops for directing the loop at the vertices. For a recent review with the definition of the above terminology, see [6]. The loop is constructed by moving the head of a worm throughout the lattice and the imaginary time until it bites its tail. Every time the worm reaches a vertex, an exit leg has to be chosen and there can be  $n = 2, 3$  or 4 exit legs depending on the physical parameters (see Fig. 2). The original heat-bath updates (solution A) had quite large integrated autocorrelation times in some systems, and this was believed to be due to the large amount of bounces, or equivalently, the large diagonal elements in the transition probability matrix. One has tried to minimize the trace of the (local) transition probability matrices, i.e.  $\min(\lambda_2 + \lambda_3 + \lambda_4)$  in an analytical way and using a linear programming technique (solution B). This reasoning culminated in the proposal of Ref. [21] (solution C), allowing to find a zero trace in some more cases. In Ref. [21] this algorithm was studied for the one dimensional spin  $3/2XY$  model in an external

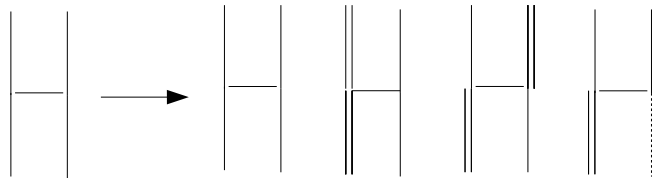


FIG. 2: The four possible states that can arise when the worm enters the leftmost vertex at the leg left under in a number occupation basis (can also be a spin state) and for a system with particle number conservation. A single line means that the leg is singly occupied, a double line means double occupancy and a dashed line denotes that the leg is not occupied.

magnetic field  $h$ ,

$$H = J \sum_{\langle i,j \rangle} \frac{1}{2} (S_i^+ S_j^- + S_i^- S_j^+) - h \sum_i S_i^z, \quad (8)$$

where the first sum extends over nearest neighbors. It was found however, that this algorithm behaved worse than solution A (heat bath) for magnetic fields around  $h \approx 0.8$ . We have addressed the same system but now with updates implied by the matrix Eq.( 7)  $T^{Opt}$  (solution D) and the integrated autocorrelation times are shown in Fig. 3 and Fig. 4 where comparison is made with solutions A and B. We will not further discuss solution C, since it modifies condition (ii) with respect to the invariant distribution for the Greens function [22], although it is correctly weighted with respect to the invariant distribution for diagonal observables. We find a substantial improvement over solution A, but solution D is also lower than solution B for magnetic fields around  $h \approx 0.8$ , while for other magnetic fields the difference is almost zero. This shows that minimizing  $T_{nn}$  in Eq.( 7) is not always a good idea. We also present results for the Bose-Hubbard model [23] in one dimension (units are as in Ref. [24]),

$$H = -t \sum_{\langle i,j \rangle} b_i^\dagger b_j + \frac{1}{2} U \sum_i n_i(n_i - 1) - \sum_i \mu n_i. \quad (9)$$

The first term represents hopping of the bosons between nearest neighbors, the chemical potential is denoted by  $\mu$  and the second term takes on-site repulsion into account. In the Bose-Hubbard model, the diagonal weights are relatively much larger compared to the non-diagonal weights than in spin systems. Again, the heat-bath updates are outperformed, but for large on-site repulsion  $U$  solution B is superior to solution D.

As in the Potts model, we are guaranteed that solution D is more efficient than solution A, but the Peskun theorem does not claim that solution D is superior to solution B, because choosing the lowest (local)  $\lambda_2$  will not necessarily correspond to the lowest integrated autocorrelation time,  $\tau_{int}$  (Eq.(1). Specifically, in case  $n = 2$  both solutions reduce to Metropolis updating Eq.(5). In case

$n = 3$  solution B is of the form

$$T_{ij}^B = \begin{bmatrix} 0 & a & 1-a \\ \frac{\pi_1}{\pi_2}a & 0 & 1-\frac{\pi_1}{\pi_2}a \\ \frac{\pi_1}{\pi_3}(1-a) & \frac{\pi_2}{\pi_3}-\frac{\pi_1}{\pi_3}a & \frac{2\pi_3-1+2\pi_1a}{\pi_3} \end{bmatrix}. \quad (10)$$

The linear programming technique [25] applied in solution B will try to make  $a = \frac{1-2\pi_3}{2\pi_1}$  if  $\pi_3 < \frac{1}{2}$ , otherwise it will take  $a = 0$ . It will be the system parameters that determine whether  $T^B$  or  $T^D$  (Eq.(7) for  $n = 3$ ) performs better. Due to its structure it is also not possible to improve  $T_B$  by Metropolizing it.

Also in case  $n = 4$  both solutions B and D put all diagonal elements in the (local) stochastic matrix zero, except for the diagonal element corresponding to the largest weight. We know from the Peskun theorem that this leads to an efficient sampling. As a counterexample, the Metropolized Gibbs sampler Eq.(6) has only one zero on the diagonal of the transition matrix and is systematically outperformed by both solution B and D.

The class of optimal stochastic matrices can be parametrized as

$$T_{ij} = \begin{bmatrix} 0 & a & b & x \\ \frac{\pi_1}{\pi_2}a & 0 & c & y \\ \frac{\pi_1}{\pi_3}b & \frac{\pi_2}{\pi_3}c & 0 & z \\ \frac{\pi_1}{\pi_4}x & \frac{\pi_2}{\pi_4}y & \frac{\pi_2}{\pi_4}z & 1 - \frac{\pi_1x + \pi_2y + \pi_3z}{\pi_4} \end{bmatrix}, \quad (11)$$

with  $x = 1 - a - b$ ,  $y = 1 - \frac{\pi_1}{\pi_2}a - c$ ,  $z = 1 - \frac{\pi_1}{\pi_3}b - \frac{\pi_2}{\pi_2}c$  and the three free parameters  $a, b$  and  $c$ . Solution D will now try to minimize  $T_{44}$ , or minimize  $a, b$  and  $c$ , under a number of constraints such as  $a + b \leq 1$ . This can be suboptimal however, since the minimization will be found when one or more of the constraints are exactly met [25]. Suppose the minimum is found for  $a + b = 1$ , as it happens in the spin  $3/2XY$  model for magnetic fields  $h \approx 0.8$ . Then the scattering from the least probable state to the most probable state is zero, and this clearly cannot be optimal and explains why solution D is better in Fig. 4.

The overall conclusion is that the integrated autocorrelation times for both solutions B and D will be of the same order and roughly optimal. The important principle is that the diagonal elements corresponding to the lowest  $n - 1$  weights should be zero. Some arbitrariness is still retained, but it does not seem possible to define how the remaining freedom should be chosen independently of the weights that occur in the updating process. When the diagonal and non-diagonal weights are of the same order, solution D is better, while for large diagonal weights solution B gives the lowest integrated autocorrelation times. Furthermore, we have a good argument why these solutions lead to an optimal sampling, based on the Peskun theorem.

*Conclusion.* We have shown that the optimal transition kernel for Markov chain Monte Carlo should have a zero diagonal, except for the diagonal element corresponding to the largest weight (which can be large). We have presented results for the Potts model with random spin updates and for quantum spin chains

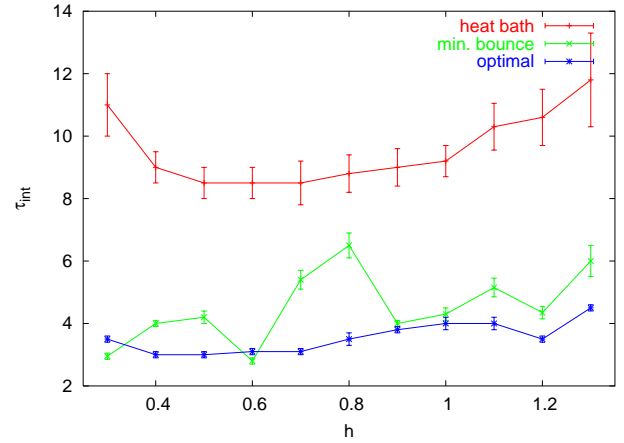


FIG. 3: Integrated autocorrelation times for the magnetization as a function of magnetic field  $h$  for a spin  $3/2XY$  model as in Ref. [21], lattice size  $L = 64$ , inverse temperature  $\beta = 64$ . The integrated autocorrelation times are made loop size independent (normalized to two worms per update) so that solutions A, B and D (see text) can directly be compared.

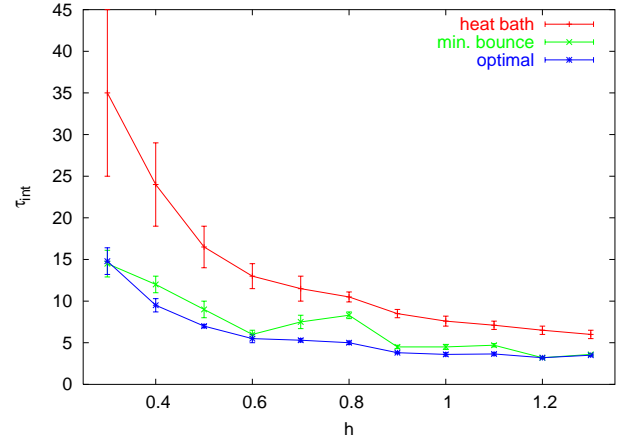


FIG. 4: Analogous to Fig. 3 but now for the energy.

and the Bose-Hubbard model with the directed loop algorithms. They confirm the theoretical reasoning. Our results suggest a practical way to improve existing Monte Carlo methods. This could lead to significant gains in efficiency in both classical and quantum Monte Carlo. One could consider applications in the research fields of flat histogram methods [26], the loop algorithm [4] [5], the worm algorithm [27] and the fast updates in auxiliary field quantum monte carlo [28] [29] and shell model monte carlo [30]. Furthermore, our results could shed a new light on the correlations in Glauber dynamics [31].

The authors wish to thank the Research Board of the Universiteit Gent, the Fund for Scientific Research, Flanders and NATO Grant PST-CLG 980420 for financial support. The authors acknowledge G. Barkema, H. Blöte A. van Heukelum, P.J. Denteneer, J. Carlson, K. H. Langanke and J. Ryckebusch for valuable discussions.

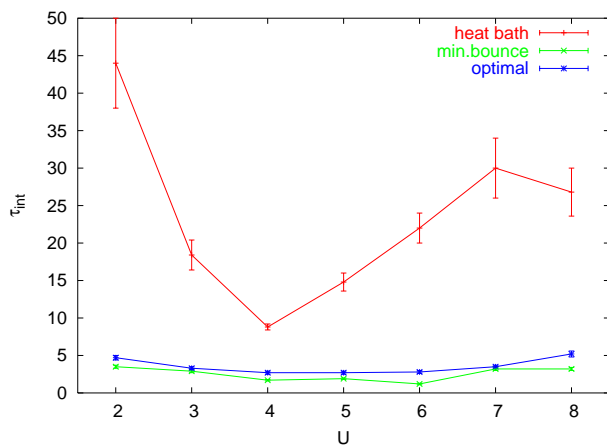


FIG. 5: Integrated autocorrelation times for the density as a function of on-site repulsion  $U$  for a one dimensional Bose-Hubbard model with  $\mu = 5, t = 1$ , lattice size  $L = 64$  and inverse temperature  $\beta = L$ . Four loops were constructed in every update for the 'min. bounce' and 'optimal' algorithms, while for 'heat bath' we constructed 16 loops and multiplied the results by four afterwards. Particle number cut-off is lowered at  $U = 3$  and  $U = 8$ . The Mott phase sets in for  $U > 9$ .

- 
- [1] M. E. J. Newman and G. T. Barkema, *Monte Carlo Methods in Statistical Physics*, Oxford University Press, Oxford (1999).
  - [2] R. H. Swendsen and J. S. Wang, Phys. Rev. Lett. **58**, 86 (1987).
  - [3] U. Wolff, Phys. Rev. Lett. **62**, 361 (1989).
  - [4] H.G. Evertz, G. Lana and M. Marcu, Phys. Rev. Lett. **70**, 875 (1993).
  - [5] H.G. Evertz, Adv. Phys. **52** 1 (2003).
  - [6] O.F. Syljuåsen and A. Sandvik, Phys. Rev. E **66**, 046701 (2002); O.F. Syljuåsen, Phys. Rev. E **67**, 046701 (2003).
  - [7] A.W. Sandvik, Phys. Rev. B **59**, 14157(R) (1999).
  - [8] L. Tierney, Annals of Statistics, **22**, 1701 (1994).
  - [9] V. I. Manousiouthakis and M. W. Deem, J. Chem. Phys. **110** (6), 2753-2767 (1999).
  - [10] W. Janke, *Statistical Analysis of Simulations: Data Correlations and Error Estimation in Quantum Simulations of Complex Many-Body Systems: From Theory to Algorithms*, eds. J. Grotendorst, D. Marx and A. Muramatsu, John von Neumann Institute for Computing, NIC-series vol. 10, Jülich (2001).
  - [11] A. Mira, *PhD-thesis*, U. of Minnesota (1998).
  - [12] P. Diaconis, S. Holmes and R. M. Neal, Technical Report BU-1385-M, Cornell University, Ithaca (1997).
  - [13] S. Geman and D. Geman, IEEE Transactions on Pattern Analysis and Machine Intelligence, **6**, 721 (1984).
  - [14] J. S. Liu, W. H. Wong and A. Kong, J. Roy. Statist. Soc. Ser. B, **57**, 157 (1995).
  - [15] P. H. Peskun, Biometrika **60**, 607 (1973).
  - [16] W. K. Hastings, Biometrika **57**, 97 (1970).
  - [17] N. Metropolis, A. W. Rosenbluth, M. N. Metropolis, A. H. Teller and E. Teller, J. Chem. Phys. **21**, 1087 (1953).
  - [18] A. Frigessi, C. R. Hwang and L. Younes, Ann. of Appl. Prob. **2**, 610 (1992).
  - [19] J. S. Liu, Statistics and Computing **6**, 113 (1996); J. S. Liu, Biometrika **83**, 681 (1996).
  - [20] S. M. A. Rombouts, *PhD-thesis*, Gent U. (1997).
  - [21] F. Alet, S. Wessel and M. Troyer, cond-mat/0308495 (2003).
  - [22] A. Dorneich and M. Troyer, Phys. Rev. E **64**, 066701 (2001); N. Kawashima and K. Harada, cond-mat/0312675 (2003).
  - [23] M. V. Zyubin and V. A. Kashurnikov, Phys. Rev. E **69**, 036701 (2004).
  - [24] L. Pollet, S. Rombouts, K. Heyde and J. Dukelsky, Phys. Rev. A **69**, 043601 (2004).
  - [25] W. H. Press, B. P. Flannery, S. A. Teukolsky and W. T. Vetterling, *Numerical Recipes in C: The Art of Scientific Computing*, Cambridge University Press, Cambridge (1992).
  - [26] F. Wang and D. P. Landau, Phys. Rev. Lett. **86**, 2050 (2001).
  - [27] N.V. Prokof'ev, B.V. Svistunov and I.S. Tupitsyn, JETP Lett. **64**, 911 (1996).
  - [28] F. F. Assaad, *Quantum Monte Carlo Methods on Lattices: The Determinantal Approach in Quantum Simulations of Complex Many-Body Systems: From Theory to Algorithms*, eds. J. Grotendorst, D. Marx and A. Muramatsu, John von Neumann Institute for Computing, NIC-series vol. 10, Jülich (2001).
  - [29] S. M. A. Rombouts, K. Heyde and N. Jachowicz, Phys. Rev. Lett. **82**, 4155 (1999).
  - [30] S. E. Koonin, D. J. Dean and K. Langanke, Phys. Rep. **278**, 1 (1997).
  - [31] R. J. Glauber, J. Math. Phys. **4**, 294 (1963).