

# Vestiges of Superconductivity above the Field-tuned SIT: Implications for High- $T_c$ Superconductors

M. A. Steiner,<sup>1</sup> G. Boebinger,<sup>2</sup> A. Kapitulnik<sup>1,3</sup>

<sup>1</sup> Department of Applied Physics, Stanford University, Stanford, CA 94305

<sup>2</sup> National High Magnetic Field Laboratory, Florida State University, Tallahassee, FL 32310

<sup>3</sup> Department of Physics, Stanford University, Stanford, CA 94305

(Dated: May 23, 2019)

Homogeneous InOx films in the superconducting state show great similarity in their field and temperature dependences to high-temperature superconductors. However, the same features observed in  $\text{La}_{2-x}\text{Sr}_x\text{CuO}_4$  or  $\text{Bi}_{2-x}\text{Sr}_x\text{La}_x\text{CuO}_{6+x}$  at fields of order 60 T are observed in InOx films at 10 T, allowing us to observe the full development of a Bose-insulating state, and its subsequent weakening at higher fields. We therefore assert that the insulating behavior observed by Ando et al. [Phys. Rev. Lett. 75, 4662 (1995)] evidences a tendency towards a Bose-insulating phase.

PACS numbers: 74.72.-h, 74.78.-w, 74.40.+k

Understanding the nature of the normal state of high-temperature superconductors (HTSC) is an important part of understanding the cause for high- $T_c$  in these materials. In particular, understanding the underlying normal state in the temperature range where the materials are superconducting has been attempted in many experiments. For low-temperature BCS superconductors (LTS) this is easily accomplished by the application of a magnetic field larger than the upper critical field,  $H_{c2}$  [1], thereby breaking all pairs and usually revealing an underlying Fermi liquid state. However, attempting such a procedure for HTSC has proven difficult due to the intense magnetic fields required and the fragility of the vortex state. While dissipation due to the melting or depinning of the vortices is easily achieved, recent experiments indicate that pairing and vortices persist to very high magnetic fields [2, 3, 4].

ing normal state of the prototype HTSC system was the seminal study of  $\text{La}_{2-x}\text{Sr}_x\text{CuO}_4$  by Ando et al. [5]. Using a pulsed field up to 60 T, these authors concluded that the resistivity revealed at the high magnetic fields probed the behavior of the normal state of the cuprates [6]. A logarithmic divergence with a large coefficient was measured at low temperatures throughout the underdoped regime, which prompted many explanations for this unusual "normal state" [6]. However, not much attention was given to the peculiar result that a negative magnetoresistance has started to develop at the very high fields and lowest temperatures, an effect clearly seen in Fig. 1 (which is adapted from the data of Ref. [5]).

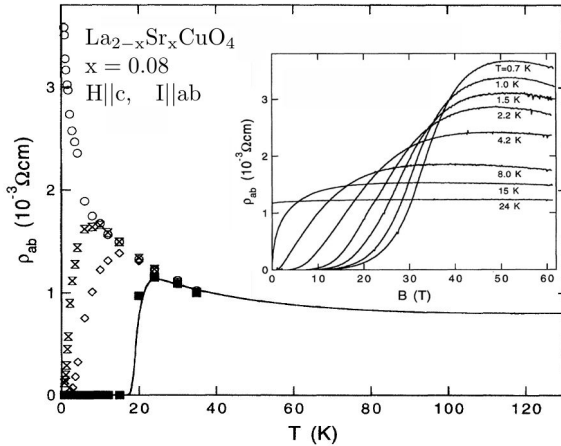


FIG. 1: A combination of Fig. 1 (inset) and Fig. 2 (main panel) reprinted from Ando et al. [5].  $\rho_{ab}$  is the in-plane resistivity of  $\text{La}_{1.92}\text{Sr}_{0.08}\text{CuO}_4$  in perpendicular magnetic fields of 0 (solid line), 10, 20, and 60 T. The inset shows isotherms of magnetoresistance. Note the negative magnetoresistance above 50 T below 2 K.

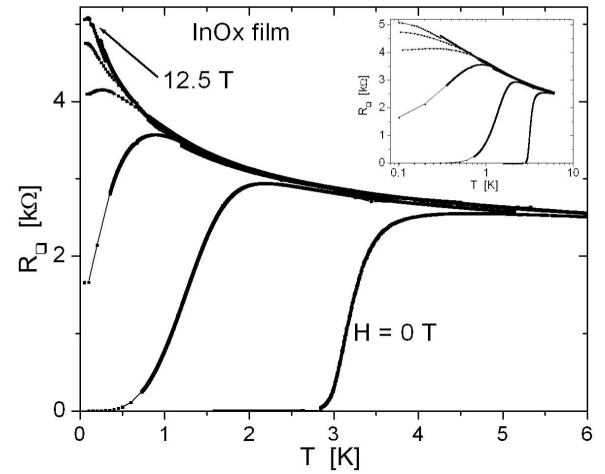


FIG. 2: Resistive transitions of sample #1 showing the resistance envelope. The fields are 0, 8.0, 10.5, 11.2, 11.5, 12.0 and 12.5 T. Inset shows the logarithmic behavior of this sample's envelope before a low temperature saturation (see text).

Of the more thorough attempts to reveal the underly-

Focusing on this negative magnetoresistance, we explore in the present paper the possibility that the "normal state" of this HTSC system was not truly attained. To achieve this goal we measure the magnetotransport of thin films of indium oxide (InOx) for which both the transition temperature and magnetic field scales are much

lower than for HTSC. By using this model system we conclude that the important ingredients in understanding the response of HTSC at very low temperatures to a high magnetic field are their quasi-two-dimensional nature and low superfluid density, both making the HTSC system very susceptible to phase fluctuations. Upon the application of magnetic field, we conjecture that the single Cu-O layer undergoes a magnetic-field-tuned superconductor to Bose-insulator transition (SIT), very much like that observed in our LTSC  $\text{InO}_x$  films [8].

In this paper we show that homogeneous  $\text{InO}_x$  films in the superconducting state show great similarity in their field and temperature dependences to  $\text{La}_{2-x}\text{Sr}_x\text{CuO}_4$  [5] and  $\text{Bi}_2\text{Sr}_{2-x}\text{La}_x\text{CuO}_{6+}$  [7]. Our results suggest that indeed, the logarithmically diverging "insulating state" in the underdoped HTSC is primarily a collective Bose-insulator state emerging from a nearby SIT. Upon further increase in the magnetic field above a field of order  $H_{c2}(0)$ , a dramatic increase in pair-breaking occurs and the insulating phase is strongly suppressed. However, we find in our  $\text{InO}_x$  films that the magnetic field suppresses the pair-amplitude very slowly out to unexpectedly high fields, and the system retains a vestige of pairing at fields as high as three times the expected  $H_{c2}$  [1].

Indium oxide has been known as an amorphous low-carrier-density superconductor ( $n \sim 10^{20} - 10^{21}$  carriers/cm<sup>3</sup>) [9, 10] and was previously used in the study of the SIT [11]. Films of thickness 200 to 300 Å were prepared by electron beam evaporation of sintered  $\text{In}_2\text{O}_3$  onto an acid-cleaned silicon nitride substrate [9].  $R_2$ ,  $T_c$ , and the overall SIT of the films were varied by adding oxygen during growth and by the subsequent careful annealing of the samples [12]. The linear sheet resistance was measured using standard four-point lock-in techniques at frequencies from 3 – 17 Hz and excitation currents 0.1 – 5 nA; the highest resistance sample was measured at dc.

We have measured several films with different normal-state  $R_2$  and different thickness. Here we discuss three films for which the resistance was measured down to 50 mK and at magnetic fields up to 16 T. One of the samples was also measured at the National High Magnetic Field Laboratory (NHMFL) up to fields of 32.5 T. Except for the very low fields, we observe the behavior shown in Fig. 2, where the data are dominated by the presence of a resistance envelope. The curves at progressively higher magnetic fields follow the envelope to lower temperatures before they deviate toward zero resistance. From the lower field portion we determine the mean-field upper critical field. A detailed description of this determination is given in ref. [12]. The simple Werthamer [13] determination of  $H_{c2}(0)$  gives the values 13, 9.5 and 9 T for samples # 1, 2 and 3 respectively. However, inclusion of weak localization and interaction effects [14] increases these values to 13 – 14 T for the three samples. From the low-field  $H_{c2}(T)$  we extracted a zero temperature coherence

length for these samples (0) – 50 Å.

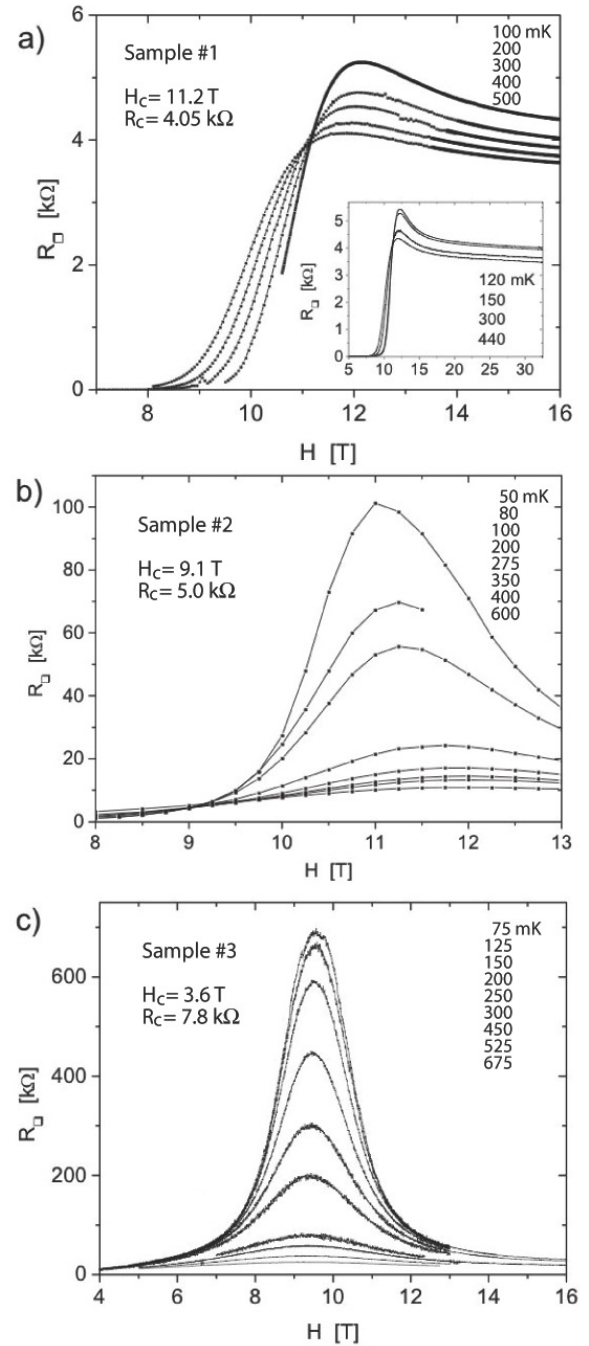


FIG. 3: Magnetoresistance isotherms for three samples with increasing disorder. Crossing points at  $H_{c2}$ ;  $R_{c0}$  mark the SIT. The inset to sample # 1 shows the magneto-resistance up to 32.5 T, where the peak is the highest at the lowest temperature of 120 mK.

The resistive envelope presented here is qualitatively different from other reports on sputtered  $\text{InO}_x$  [11] in which resistive curves appear to splay out from a common temperature, typically with wider transitions (see Fig. 1 in [11]). That pattern is more consistent with a granular system where the overall behavior is dominated by the

Josephson phase-coupling between grains of fixed  $T_c$ . By contrast, we find in our films that most of the transition is dominated by amplitude fluctuations, with a normal phase-dominated SIT at low temperature.

At high fields and low temperatures the InOx thin films show signatures of a magnetic-field-tuned superconductor-insulator transition [10, 15, 16, 17]. In Fig. 3 we show the resistance at high magnetic fields for the three films. Following a sharp rise in resistance the isotherms of all samples go through a crossing point, a signature of a zero temperature quantum phase transition. However, a close inspection of the crossing indicates that the transition broadens at low temperatures,

$H_c = H_{c1} \pm 1\%$ , a feature previously discussed by Mason and Kapitulnik [17]. Nevertheless, we can use  $H_{c1}$  to scale the data using the usual one parameter scaling form:  $R(H; T) = R_c F\left(\frac{H - H_{c1}}{T^{1/z}}\right)$  (a similar procedure

was also used by Hebard and Paalanen [11]). The above  $z$  gives  $z \approx 1.3$ , in agreement with other measurements on MoGe [15, 17] and InOx [11]. Above the crossing point the resistance increases with decreasing temperature, marking an insulating behavior at fields that are clearly lower than  $H_{c2}(0)$ . The crossing point field,  $H_{c1}$ , decreases with disorder while  $R_c$  increases with disorder and is thus nonuniversal in contrast to theoretical expectations [22, 23].

Upon further increasing the magnetic field we note that the isotherms reach a maximum and then start to decrease. The resistance at the maximum increases roughly exponentially with lower temperatures, with apparent saturation at the very lowest temperatures. The maximum for all samples is very close to the mean-field  $H_{c2}(0)$  as was previously estimated. This is expected if we attribute the peak to an increased pair-breaking rate and a crossover of the system from being Bose-particle dominated to being Fermi-particle dominated.

The negative MR at high fields appears to proceed in two stages { a quick drop in resistance off the peak, and a slower decrease out to high fields. While the isotherms gradually level, it does not appear based on the available data range that the resistance saturates at the highest accessible field. To check for saturation we measured sample # 1 to 32.5 T (see inset of Fig. 3a). We note that the resistance at the lowest temperature (120 mK), at 32.5 T, is 4 k $\Omega$ , which is a factor of 1.7 higher than the normal resistance at zero field, just above the transition. To estimate the expected classical normal state resistance (in the absence of superconductivity) we use a simple "Kohler's rule" for the scaling of the magnetoresistance [18],  $R = R_n = f(H/H_n)$ , where  $R_n$  is the normal state resistivity and  $f(x)$  is a scaling function which for most fields range of interest should be approximately  $f(x) \propto x^2$  [19]. Using the measured carrier density  $n = 10^{20}$  carriers/cm<sup>3</sup>, and the fact that without superconductivity the resistance of the film just above

$T_c$  is  $2.5 \text{ k}\Omega$  we estimate that classically we expect  $R_n \approx 10^3 \Omega$ , much lower than the measured magnetoresistance. Thus it appears that even at 32 T the film has not returned to its expected normal state.

The insulating state above the crossing point becomes even more dramatic in the films with higher normal state resistance which are more highly disordered, as shown in Figures 3b and 3c. On the high field side of the peak, the isotherms all tend to decay to resistances  $\approx 20 \text{ k}\Omega$ , but still much above the normal state resistance. The increase in resistance in these stronger insulators is several orders of magnitude before the resistance starts to saturate at very low temperatures. Taking fixed-field cuts through the isotherms, we can study this increase in resistance by constructing an Arrhenius plot of  $R_2 e^{T_A/T}$  with a characteristic activation energy  $k_B T_A$ . While  $T_A$  is small ( $\approx 100 \text{ mK}$ ) for the weak insulator (sample # 1), it is of order  $T_{c0}$  (about 1 K) for the strong insulator [12].

Let us now turn our attention to a comparison with the quasi-two-dimensional HTSC system. An envelope pattern similar to that seen in Fig. 2 for our InOx films was also observed by Ando and Boebinger [5] for the in-plane resistivity of underdoped  $\text{La}_{2-x}\text{Sr}_x\text{CuO}_4$  (LSCO) in a pulsed magnetic field. Their data, which we reproduced here in Fig. 1, shows an overall resistance envelope with curves at different fields playing off at progressively lower temperatures. Both the temperature and magnetic

field scales of their experiment were much higher than for the InOx films { the envelope persisted up to 50 T and the zero-field transition temperature was almost 20 K, but the qualitative resemblance to our data is clear. In fact, even quantitatively these two systems are similar, showing a logarithmic temperature dependence of the resistivity  $R = R_n = A R_2 \log(T)$  with the prefactor  $A = p e^2 / 2 h^2$  (for any reasonable  $p$ ), indicating that the observed  $\log(T)$  behavior is not due to conventional weak localization. Specifically for sample # 1 (see the inset of Fig. 2),  $A \approx 1.3 \times 10^4 \Omega^{-1}$  as compared to an expected weak localization slope of  $A \approx 2.4 \times 10^5 \Omega^{-1}$  (for  $p = 2$  [20]). The fact that the InOx films' resistance saturates at low temperatures while that of the HTSC does not is likely the effect of the weak interlayer coupling. Indeed, a ground plane in proximity to a SIT in MoGe films was shown to overcome the saturation [24]. Additionally, the InOx films show a sharply defined crossing point in Fig. 3a, while the  $\text{La}_{2-x}\text{Sr}_x\text{CuO}_4$  samples do not exhibit a crossing point. This can be attributed to the relatively high temperatures at which the HTSC data were taken, and the weak three dimensional coupling that disrupts the scaling [17, 25].

This series of similarities between the HTSC and InOx data may point to a new understanding of the "normal-state" phase found in the cuprates for high fields. What was previously interpreted to be the normal state is more likely the development of a Bose-insulating phase in which incipient superconductivity persists. The fact that

the complete magnetoresistance peak was not observed previously in the cuprates is a consequence of their very high magnetic field scale. In fact, a close examination of the data of [5] shows that above 50 T the magnetoresistance is negative. Accepting that the envelope behavior and the peak in the magnetoresistance in the two systems have similar sources, we expect that for  $\text{La}_{2-x}\text{Sr}_x\text{CuO}_4$ , increasing the magnetic field to 200 T will yield results similar to that seen in the inset to Fig. 3a for  $\text{InO}_x$  up to 30 T.

Our analysis provides a natural explanation to recent Nernst effect measurements [2, 3, 4] in which a strong Nernst signal was measured at fields well above the mean field  $H_{c2}$  [1] for several cuprates including  $\text{La}_{2-x}\text{Sr}_x\text{CuO}_4$  and was interpreted as persisting vortices [2].

The picture that emerges for the homogeneous  $\text{InO}_x$  films studied in this work is of a system with both amplitude and phase-domained regimes. At low fields and high temperatures amplitude fluctuations dominate the behavior of the superconducting transition as is evident from the envelope behavior. For higher fields and lower temperatures we observe a signature of a superconductor to insulator quantum phase transition. In the vicinity of the crossing point, the system is clearly phase-domained [22, 23] resulting in a SIT. A reduction in temperature strengthens the localization and the resistance appears activated with a characteristic temperature. The magnetic field appears to drive two competing effects: increasing the field promotes the phase-fluctuations which drive the system further Bose-insulating, while also directly depairing the Cooper pairs, thereby weakening this boson-domained phase. The former effect was first proposed by Doniach and Inui [26] in the context of HTSC. The latter suppresses the superconducting amplitude until superconductivity is destroyed entirely. The two mechanisms together give rise to the isotherm peak which reflects an underlying existence of  $H_{c2}$  above which pairs are broken. The idea that pairs are primarily broken above the peak was also suggested by Hebard et al. [21] based on a crossing point in the Hall resistivity near the peak. However, only well above this peak, we contend, have enough pairs been broken that the resistance is dominated by free-fermion scattering.

Finally, above the peak, the resistance decays very slowly to extremely high fields, remaining well above its expected normal state value. We suggest that this results from a non-negligible residual density of pairs beyond the peak. We are left with the hypothesis that as the magnetic field suppresses the pair-amplitude very slowly out to high fields, the system retains a vestige of superconductivity at magnetic fields well above  $H_{c2}$ .

Acknowledgments: We thank Yoichi Ando, and Steven Kivelson for very helpful discussions, and Tim Murphy and Eric Palm at NHMFL in Florida for their help at the magnet lab. Work supported by the National Science Foundation Grant: NSF-DMR-0119027.

- [1] We note that  $H_{c2}$  is defined only in a mean field sense. While pairs and vortices may persist to high field, this is not an indication for a much higher  $H_{c2}$  since no true phase transition occurs above the SIT and the magnetoresistance peak is only a crossover to a Fermi-dominated system.
- [2] Z.A. Xu, N.P. Ong, Y. Wang, T. Kakeshita, and S. Uchida, *Nature* 406, 486 (2000).
- [3] Y. Wang, N.P. Ong, Z.A. Xu, T. Kakeshita, S. Uchida, D.A. Bonn, R. Liang, and W.N. Hardy, *Phys. Rev. Lett.* 88, 257003 (2002).
- [4] C. Capan, K. Behnia, J. Hinderer, A.G.M. Jansen, W. Lang, C. Maroenat, C. Marin, and J. Fluquet, *Phys. Rev. Lett.* 88, 056601 (2002).
- [5] Y. Ando, G.S. Boebinger, A. Passner, T. Kimura, and K. Kishio, *Phys. Rev. Lett.* 75, 4662 (1995).
- [6] G.S. Boebinger, Y. Ando, A. Passner, T. Kimura, M. Okuya, J. Shimoyama, K. Kishio, K. Tamasaku, N. Ichikawa, and S. Uchida, *Phys. Rev. Lett.* 77, 5417 (1996).
- [7] S. Ono, Y. Ando, T. Murayama, F.F. Balakirev, J.B. Betts, and G.S. Boebinger, *Phys. Rev. Lett.* 85, 638 (2000).
- [8] We note that the Uchida group discusses a different, disorder-induced SIT in the underdoped cuprates: Y. Fukuzumi, K. Mizuhashi, K. Takenaka, and S. Uchida, *Phys. Rev. Lett.* 76, 684 (1996).
- [9] D. Kowal and Z. Ovyahu, *Sol. St. Comm.* 90, 783 (1994).
- [10] A.F. Hebard and S. Nakahara, *Appl. Phys. Lett.* 41, 1130 (1982).
- [11] A.F. Hebard and M.A. Paalanen, *Phys. Rev. Lett.* 65, 927 (1990).
- [12] For details see: M.A. Steiner and A. Kapitulnik, cond-mat/0406227
- [13] N.R. Werthamer, E. Helfand, and P.C. Hohenberg, *Phys. Rev.* 147, 295 (1966).
- [14] S. Maekawa, H. Ebisawa, and H. Fukuyama, *J. Phys. Soc. Jpn.* 52, 1352 (1983).
- [15] A. Yazdani and A. Kapitulnik, *Phys. Rev. Lett.* 74, 3037 (1995).
- [16] N. Markovic, C. Christiansen, A.M. Mack, W.H. Huber, and A.M. Goldman, *Phys. Rev. B* 60, 4320 (1999).
- [17] N. Mason and A. Kapitulnik, *Phys. Rev. Lett.* 82, 5341 (1999).
- [18] See e.g. J.M. Ziman, "Principles of the Theory of Solids" Cambridge at the University Press (Cambridge, 1964), p217.
- [19] P. Kapitza, *Proc. Roy. Soc. A* 123, 292 (1929).
- [20] Z. Ovyahu and Y. Imry, *Phys. Rev. B* 24, 7439 (1981).
- [21] M.A. Paalanen, A.F. Hebard, and R.R. Ruel, *Phys. Rev. Lett.* 69, 1604 (1992).
- [22] M.P.A. Fisher, G. Ginzburg, and S.M. Girvin, *Phys. Rev. Lett.* 64, 587 (1990).
- [23] M.P.A. Fisher, *Phys. Rev. Lett.* 65, 923 (1990).
- [24] N. Mason and A. Kapitulnik, *Phys. Rev. B* 65, 220505 (2002).
- [25] A. Kapitulnik, N. Mason, S.A. Kivelson, and S. Chakravarty, *Phys. Rev. B* 63, 125322 (2001).
- [26] S. Doniach and M. Inui, *Phys. Rev. B* 41, 6668 (1990).