

Low-temperature properties of some disordered systems from the statistical properties of nearly degenerate two-level excitations

Cécile Monthus

*Service de Physique Théorique, Unité de recherche associée au CNRS,
DSM/CEA Saclay, 91191 Gif-sur-Yvette, France*

Pierre Le Doussal

*CNRS-Laboratoire de Physique Théorique de l'Ecole Normale Supérieure,
24 rue Lhomond, F-75231 Paris, France*

The thermal fluctuations that exist at very low temperature in disordered systems are often attributed to the existence of some two-level excitations. In this paper, we revisit this question via the explicit studies of the following 1D models (i) a particle in 1D random potentials (ii) the random field Ising chain with continuous disorder distribution. In both cases, we define precisely the ‘two-level’ excitations and their statistical properties, and we show that their contributions to various observables are in full agreement at low temperature with the rigorous results obtained independently. The statistical properties of these two-level excitations moreover yield simple identities at order T in temperature for some generating functions of thermal cumulants. For the random-field Ising chain, in the regime where the Imry-Ma length is large, we obtain that the specific heat is dominated by small non-universal excitations, that depend on the details of the disorder distribution, whereas the magnetic susceptibility and the Edwards-Anderson order parameter are dominated by universal large excitations, whose statistical properties only depend on the variance of the initial disorder via the Imry-Ma length.

I. INTRODUCTION

A. Disordered systems at very low temperature

One of the most important feature of disordered systems is that they may present states that have an energy very close to the ground state energy but which are very different from the ground state in configuration space. For the spin-glasses, the debate between the droplet and replica theories concerns the probabilities and the properties of these states. In the droplet theory [1], the low-temperature physics is described in terms of rare regions with nearly degenerate excitations which appear with a probability that decays with a power-law of their size. In the replica theory [2], the replica symmetry breaking is interpreted as the presence of many pure states in the thermodynamic limit, i.e. the nearly degenerate ground states appear with a finite probability for arbitrary large size.

More generally, the statistical properties of the nearly degenerate excitations (their numbers, their sizes, their geometric properties, the barriers separating them, etc...) are interesting in any disordered system, since they govern all properties at very low temperature. In particular, a linear behavior in temperature of the specific heat

$$C(T) = bT + O(T^2) \quad (1)$$

seems rather generic for a large class of disordered models, ranging from spin-glasses where this behavior is measured experimentally [3] and numerically [4], to one-dimensional classical spin models where this behavior can be exactly computed via the Dyson-Schmidt method [5]. This linear behavior of the specific heat has been also obtained recently for classical disordered elastic systems via the replica variational method [6]. In this respect, the infinite-ranged spin glass models are anomalous since the first term of the specific heat is only of order T^2 [7, 8]. The leading term of the specific heat at low temperature has also been studied recently in various quantum disordered models, and is still under debate between linear $C \sim T$ [9], quadratic $C \sim T^2$ [10] and cubic $C \sim T^3$ [11].

The linear behavior of the specific heat (1) is of course reminiscent of the same behavior in ordinary glasses, where the usual description involves a phenomenological theory of two-level systems [8, 12, 13]. Whereas the identification of these two-level systems in a microscopic theory has remained problematic for structural glasses (see [14] for recent discussions), this problem seems simpler in disordered models, where concrete proposals have been made. In the context of spin-glasses for instance [3], it has been proposed a long time ago that the two-level excitations are clusters of spins that can be flipped with respect to the ground state, and that the associated joint probability $N(\epsilon, v)$ of the energy ϵ and barrier v determines various static and dynamical properties at very low temperature [15]. However, the computation of this probability distribution $N(\epsilon, v)$ is difficult except for very small clusters containing only a few spins [15]. This is why the statistics of large excitations relies on some scaling assumptions in the droplet theory [1].

In recent years, there has been a lot of numerical efforts to characterize the distribution and the topology of these large low-energy excitations [16].

There exists a special class of disordered models for which exact remarkable identities for thermal fluctuations have been obtained [17]. The Hamiltonian of these models have a deterministic part which consists in quadratic interactions and a random part whose statistics is translation invariant. The simplest of these systems is the so called toy model [18] defined by the one-dimensional Hamiltonian

$$H_{toy} = \frac{g}{2}x^2 + V(x) \quad (2)$$

where the random potential $V(x)$ is a Brownian motion presenting the correlations

$$\overline{(V(x) - V(y))^2} = 2\sigma|x - y| \quad (3)$$

The statistical tilt symmetry leads to the following result for the generating function of thermal cumulants averaged over the disorder [17]

$$\overline{\ln \langle e^{-\lambda x} \rangle} = T \frac{\lambda^2}{2g} \quad (4)$$

This identity is particularly interesting at very low temperature, since it predicts a linear behavior in T of the second cumulant. In a previous work [19], we have explicitly shown that the rare configurations with two nearly degenerate minima $\Delta E \sim T$ actually give the full exact second cumulant of (4). The statistical tilt symmetry is also present in the models of directed polymers in random media, and we refer the reader to the references [20, 21] for a detailed discussion of the identities on thermal fluctuations and their interpretation in terms of nearly degenerate paths.

B. Goal and results

The above presentation on the properties of disordered systems at very low temperature, although very incomplete, already shows that generically, various observables exhibit variations at order T in temperature, that can be related to the statistical properties of nearly degenerate excitations. The aim of this paper is to revisit this question in some one-dimensional models to identify precisely the ‘two-level’ excitations and their statistical properties, in order to compare their contribution to various observables at order T with the rigorous results that can be obtained independently.

1. Results for one particle in a random potential

We will first consider the equilibrium of a particle in random potentials of the following form

$$H(x) = H_0(x) + V(x) \quad (5)$$

where H_0 is the non-random part of the Hamiltonian, and where the random potential $V(x)$ is a Brownian potential (3). As explained above, the toy model $H_0 = \frac{\mu}{2}x^2$ is very special since it satisfies exact identities (4) as a consequence of the statistical tilt symmetry. Here we show that for a large class of deterministic part H_0 , the following temperature expansion holds for the generating function of thermal cumulants

$$\overline{\ln \langle e^{-\lambda x} \rangle} = -\lambda \overline{x_{min}} + T \frac{\lambda^2}{2} \int_0^{+\infty} y^2 D(y) + O(T^2) \quad (6)$$

where $\overline{x_{min}}$ is the disorder average of the position x_{min} where $H(x)$ is minimum, and where $D(y)$ is the probability to have two degenerate minima in the system separated by a distance y . The thermal fluctuations of these models are thus directly related to the presence of metastable states in rare disordered samples. In particular, the susceptibility

$$\chi \equiv \frac{1}{T} (\langle x^2 \rangle - \langle x \rangle^2) \quad (7)$$

has for average a finite value at zero-temperature

$$\overline{\chi} = \int_0^{+\infty} y^2 D(y) + O(T) \quad (8)$$

but only the samples with two nearly degenerate minima contribute to this zero-temperature value. The typical samples with only one minimum have a susceptibility that vanishes at zero temperature. This type of behavior was found numerically for the random directed polymer model [24]. We will show that the relation (6) is in full agreement with the exact results corresponding to the two soluble cases

- (i) the pure Brownian potential $H_0 = 0$ on a finite interval $x \in [0, L]$;
- (ii) the biased Brownian potential $H_0 = fx$ on the semi-infinite line $x \in [0, +\infty[$.

2. Results for the random field Ising chain

We will then consider the one-dimensional random field Ising model, in the regime where the Imry-Ma length L_{IM} representing the typical domain size at zero temperature is large. In contrast with models (5) with only one degree of freedom, where the low-temperature properties are governed by the rare *samples* having two nearly degenerate ground states, the systems with many degrees of freedom are well described by disorder averaged values in the thermodynamic limit, since the average over the disorder is like a spatial average. As a consequence, the low temperature properties are governed by the rare *regions* that presents nearly degenerate excitations. We describe in detail the rare nearly degenerate excitations and evaluate their contribution to the low temperature behavior of various observables. The density $\rho(E=0, l)$ of excitations of length l contains two contributions, involving either a single domain wall, that has two nearly degenerate optimal positions, or a pair of neighboring domain walls, than can appear or disappear with almost no energy cost. Our analysis allows to obtain that the specific heat [12]

$$C(T) = T \frac{\pi^2}{6} \int dl \rho(E=0, l) + O(T^2) \quad (9)$$

is dominated by small non-universal excitations of length $l \sim 1$, that depend on the details of the disorder distribution, whereas the Edwards-Anderson order parameter

$$q_{EA} = \overline{\langle S_i^2 \rangle} = 1 - 2T \int_0^{+\infty} dl l \rho(E=0, l) + O(T^2) \quad (10)$$

and the magnetic susceptibility

$$\bar{\chi} \equiv \frac{N}{T} \left(\overline{\langle m^2 \rangle} - \langle m \rangle^2 \right) = 2 \int_0^{+\infty} dl l^2 \rho(E=0, l) + O(T) \quad (11)$$

are dominated by large excitations whose length l is of order of the Imry-Ma length L_{IM} , and whose properties are universal with respect to the initial disorder distribution, since they only depend upon its variance. We will then compare with the exact results available from the Dyson-Schmidt method [22].

3. Organization of the paper

The paper is organized as follows. The Section II is devoted to the equilibrium at low temperature in the one-dimensional potentials (5). The Section III concerns the analysis of two-level excitations in the random field Ising chain, and their influence on various observables. The Appendix A contains some exact results on thermal cumulants in the Brownian potential, that are useful to show the exactness of the two-level description presented in Section II.

II. EQUILIBRIUM OF A PARTICLE IN ONE-DIMENSIONAL RANDOM POTENTIALS

A. Effective model at order T in temperature

In typical samples with Hamiltonian (5), there is only one minimum. In [23], it was moreover shown that the typical extension of the Boltzmann distribution around a minimum for a pure Brownian potential is given by the thermal length $l_T = \frac{T^2}{\sigma}$, that comes from the Boltzmann factor $e^{-\beta V(x)}$ with the typical behavior $V(x) \sim \sqrt{\sigma x}$. For the other models (5) with regular deterministic part, the leading behavior at small distance is still given by the Brownian potential $V(x)$, and thus the same argument can be applied. As a consequence, for all potentials (5), the typical fluctuations around a minimum are of order $\Delta x \sim T^2$ at low temperature, and thus do not contribute at order T .

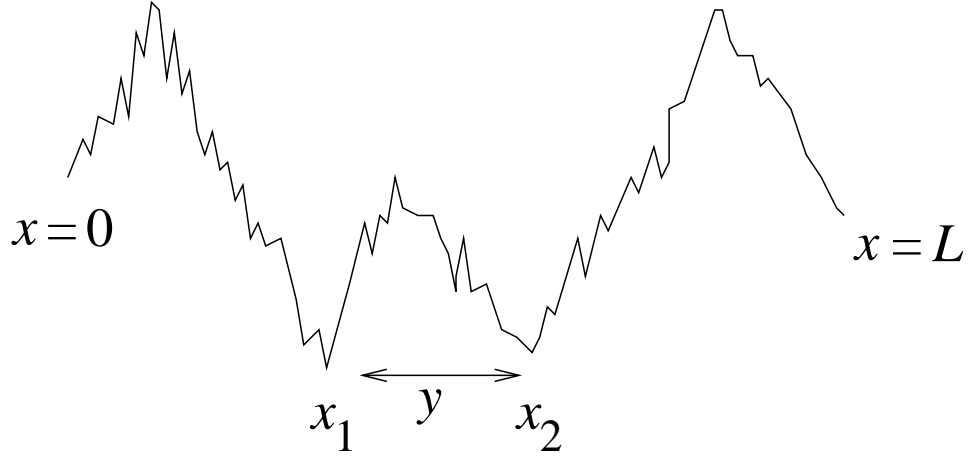


FIG. 1: Example of a random potential presenting two nearly degenerate minima situated at the positions x_1 and x_2 . The low temperature equilibrium properties are completely determined by the probability $D(y)$ over the samples that there exist two nearly degenerate minima separated by a distance y .

We now consider the configurations presenting two almost degenerate minima $H(x_1) \simeq H(x_2)$ situated at x_1 and x_2 : see Figure 1. To compute their contribution at order T , we may neglect the spatial extension of order $l_T \sim T^2$ around each minimum, and replace the thermal measure by two delta peaks

$$e^{-\beta h_{eff}} = p\delta(x - x_1) + (1 - p)\delta(x - x_2) \quad (12)$$

The respective Boltzmann weights p and $1 - p$ are given by

$$p = \frac{e^{-\beta H(x_1)}}{e^{-\beta H(x_1)} + e^{-\beta H(x_2)}} = \frac{1}{1 + e^{-\beta E}} \quad (13)$$

where $E = U(x_2) - U(x_1)$ is the small energy difference between the two minima. Since we are interested in a window of size $|E| < T$, as $T \rightarrow 0$, the probability to have two almost degenerate minima situated at x_1 and x_2 with an energy difference E can be considered to be uniform in the energy leading to the approximation $\sim P(E = 0, x_1, x_2)dE$. Here we choose the convention that $y = x_2 - x_1$ is of arbitrary sign. Then to avoid double counting, we define x_1 as the true minimum, so that $E \geq 0$. As in the study of the rare events in [33, 34], the average over E of the quantities of interest can be performed by integrating over $E \in [0, +\infty[$. More precisely, we introduce the symbol $\langle\langle \dots \rangle\rangle$ to denote the following average over configurations with two degenerate minima

$$\langle\langle A(p, x_1, x_2) \rangle\rangle \equiv \int dx_1 \int dx_2 \int_0^{+\infty} dE P(E = 0, x_1, x_2) A\left(p = \frac{1}{1 + e^{-\beta E}}, x_1, x_2\right) \quad (14)$$

At this point, it is important to stress here that the measure $\langle\langle \dots \rangle\rangle$ is not normalizable, in the sense that $\langle\langle 1 \rangle\rangle$ diverges, but has only a meaning when the observable A vanishes when only one minimum exists, that is for $p \rightarrow 1$ or for $y \rightarrow 0$. As first examples of the measure defined above, let us compute the lower cumulants of the position. The variable $(x - \langle x \rangle)$ is $(1 - p)(x_1 - x_2)$ with probability p and $p(x_2 - x_1)$ with probability $1 - p$, leading to

$$c_2(T) \equiv \overline{(x - \langle x \rangle)^2} = \langle\langle p(1 - p)(x_1 - x_2)^2 \rangle\rangle + O(T^2) \quad (15)$$

$$= \frac{T}{2} \int dx_1 \int dx_2 P(E = 0, x_1, x_2) (x_1 - x_2)^2 \quad (16)$$

Similarly, the fourth cumulant

$$c_4(T) \equiv \overline{(x - \langle x \rangle)^4 - 3 \overline{(x - \langle x \rangle)^2}^2} \quad (17)$$

can be computed as follows

$$c_4(T) = \langle\langle p(1 - p)(1 - 6p + 6p^2)(x_1 - x_2)^4 \rangle\rangle + O(T^2) = 0 + O(T^2) \quad (18)$$

The vanishing result is thus the consequence of a special cancellation of two terms of order T . These cancellations actually occur at all orders, as already noted in [20] for the random directed polymer model. We now present a proof within the effective model (12).

B. Generating function of thermal cumulants at order T in temperature

We now consider the partition function of the effective hamiltonian (12) with a source λ

$$Z_{eff}(\lambda) = \int dx e^{-\beta h_{eff} - \lambda x} = p e^{-\lambda x_1} + (1-p) e^{-\lambda x_2} \quad (19)$$

The generating function of disorder averages of the thermal cumulants can be now expanded in temperature as as

$$\overline{\ln Z_{eff}(\lambda)} = -\lambda \overline{x_1} + \langle \langle \ln(p + (1-p)e^{-\lambda(x_2-x_1)}) \rangle \rangle + O(T^2) \quad (20)$$

Since x_1 has been defined as the true minimum x_{min} of the Hamiltonian $H(x)$, and since the variable $y = x_2 - x_1$ has zero odd moments, we may rewrite

$$\begin{aligned} \overline{\ln Z_{eff}(\lambda)} &= -\lambda \overline{x_{min}} + \frac{1}{2} [\langle \langle \ln(p + (1-p)e^{\lambda y}) + \ln(p + (1-p)e^{-\lambda y}) \rangle \rangle] \\ &= -\lambda \overline{x_{min}} + \frac{1}{2} \int_{-\infty}^{+\infty} dx_1 \int_{-\infty}^{+\infty} dy P(E=0, x_1, x_1+y) \int_0^{+\infty} dE \ln \left[\frac{(1 + e^{-E/T} e^{\lambda y})(1 + e^{-E/T} e^{-\lambda y})}{(1 + e^{-E/T})^2} \right] \end{aligned} \quad (21)$$

It turns out that the integral over the energy difference variable E yields the very simple result

$$\int_0^{+\infty} dE \ln \left[\frac{(1 + e^{-E/T} e^{\lambda y})(1 + e^{-E/T} e^{-\lambda y})}{(1 + e^{-E/T})^2} \right] = T \int_0^1 \frac{dw}{w} \ln \left[\frac{(1 + w^2 + 2w \cosh(\lambda y))}{1 + w^2 + 2w} \right] = \frac{T}{2} \lambda^2 y^2 \quad (22)$$

Using the symmetry in $y \rightarrow -y$, the final result reads

$$\overline{\ln Z_{eff}(\lambda)} = -\lambda \overline{x_{min}} + \frac{T}{2} \lambda^2 \int_0^{+\infty} dy y^2 D(y) + O(T^2) \quad (23)$$

where

$$D(y) = \int_{-\infty}^{+\infty} dx_1 P(E=0, x_1, x_1+y) \quad (24)$$

represents the probability to have two degenerate minima separated by a distance $y \geq 0$.

The conclusion is thus that the exact identities for the thermal cumulants (4) derived from the statistical ‘tilt’ symmetry [17] are in fact true at order T for all the models (5) that do not present the statistical tilt symmetry.

C. Disorder averages of the moments at order T in temperature

Similarly, the even moments of $(x - \langle x \rangle)$ have the following small- T expansion

$$\overline{\langle (x - \langle x \rangle)^{2k} \rangle} = \langle \langle [p(1-p)^{2k} + (1-p)p^{2k}] (x_1 - x_2)^{2k} \rangle \rangle + O(T^2) \quad (25)$$

$$= \frac{T}{k} \int_0^{+\infty} y^{2k} D(y) + O(T^2) \quad (26)$$

where $D(y)$ is defined as in (24). So the whole distribution $D(y)$ is important to characterize the low temperature properties. The comparison with (6) shows that there are a lot of cancellations in the disorder averages of the cumulants. This phenomenon was already emphasized in [20] for the random directed polymer.

D. ‘Chaos’ in position at order T in temperature

Another interesting observables are the ‘chaos observables’ that contain information about the configurational changes induced by temperature shifts. For instance, among the various chaos observables that have been discussed for the Sinai model [25], the following quantity

$$d_{T_1, T_2} = \overline{(\langle x \rangle_{T_1} - \langle x \rangle_{T_2})^2} \quad (27)$$

characterizes the change in the mean thermal position between two temperatures. Again, at order T in temperature, this quantity will be governed by configurations with two nearly degenerate minima

$$d_{0,T} = \langle\langle (1-p)^2(x_2 - x_1)^2 \rangle\rangle + O(T^2) = (2 \ln 2 - 1) \int_0^{+\infty} y^2 D(y) + O(T^2) \quad (28)$$

More generally, higher moments have the following temperature expansion

$$\overline{(\langle x \rangle_T - \langle x \rangle_{T=0})^{2k}} = \langle\langle (1-p)^{2k}(x_2 - x_1)^{2k} \rangle\rangle + O(T^2) = T m_k \int_0^{+\infty} y^{2k} D(y) + O(T^2) \quad (29)$$

where

$$m_k = 2 \int_0^1 dw \frac{w^{2k-1}}{(1+w)^{2k}} \quad (30)$$

One can also compute, in the limit where $T_1/T_2 = z$ is fixed and $T_1 \rightarrow 0$

$$\overline{(\langle x \rangle_{T_1} - \langle x \rangle_{T_2})^{2k}} = T_1 M_k(T_1/T_2) \int_0^{+\infty} y^{2k} D(y) \quad (31)$$

with

$$M_k(z) = 2 \int_0^1 \frac{dw}{w} \frac{(w - wz)^{2k}}{(1+w)^{2k}(1+wz)^{2k}} \quad (32)$$

In particular, for a small change $\delta T \ll T$, the change in position is characterized by the moments

$$\overline{(\langle x \rangle_T - \langle x \rangle_{T+\delta T})^{2k}} \sim 2T \left(\frac{\delta T}{T}\right)^{2k} \int_0^1 dw \frac{w^{2k-1}}{(1+w)^{4k}} (\ln w)^{2k} \int_0^{+\infty} y^{2k} D(y) \quad (33)$$

E. Discussion

All quantities at order T in temperature may thus be exactly computed with the simple effective thermal measure (12) where the statistics of the parameters (x_1, x_2, p) is defined by (14). For the case of the ‘toy model’ (quadratic well plus Brownian potential), which present the ‘statistical tilt symmetry’ we have already studied in [19] the configurations with two nearly degenerate minima and showed that they give the exact result at order T for the generating function of thermal cumulants. We will now consider models which do not present the statistical tilt symmetry.

F. Explicit study of the Brownian potential on finite sample

In this section, we consider a pure Brownian potential, i.e. $H_0 = 0$ in (5), on a finite sample $x \in [0, L]$. Many properties of this model have already been studied [23, 26, 27, 28, 29]. We first derive the exact thermal cumulants of the position, and we then compare with the contribution of configurations presenting two nearly degenerate minima.

1. Exact temperature series expansion for the thermal cumulants of the position

The generating function of the disorder averages of thermal cumulants is given by

$$\overline{\ln \langle e^{-\lambda x} \rangle} = \overline{\ln Z_L(\lambda)} - \overline{\ln Z_L(0)} \quad (34)$$

where $Z_L(\lambda)$ represents the partition function with source λ

$$Z_L(\lambda) = \int_0^L dx e^{-\lambda x} e^{-\beta V(x)} \quad (35)$$

The full probability distribution of this partition function is exactly known [28, 29]. For our present purposes, it is simpler to work with the following formula in Laplace transform with respect to the length L [29]

$$\begin{aligned} \omega \int_0^{+\infty} dL e^{-\omega L} \overline{\ln Z_L(\lambda)} &= \ln \left(\frac{1}{\beta^2 \sigma} \right) + \psi(1) + \frac{2}{\nu^2} \left(\sqrt{\nu^2 + a^2} - a \right) \\ &\quad - \left[\psi \left(1 + \frac{\sqrt{\nu^2 + a^2}}{2} + \frac{a}{2} \right) + \psi \left(1 + \frac{\sqrt{\nu^2 + a^2}}{2} - \frac{a}{2} \right) \right] \end{aligned} \quad (36)$$

where $\psi(x) = \frac{\Gamma'(x)}{\Gamma(x)}$ with the following notations

$$a = \frac{\lambda}{\sigma \beta^2} \quad (37)$$

$$\nu = \frac{2}{\beta} \sqrt{\frac{\omega}{\sigma}} \quad (38)$$

For completeness, a derivation of (36) via path-integrals is given in Appendix A. To obtain the thermal cumulants, we need to perform a series expansion in λ , i.e. in $a = \frac{\lambda}{\sigma \beta^2}$ in formula (36). Since the only term odd in λ on the right hand-side is simply $(-a \frac{2}{\nu^2})$, we get

$$\overline{\langle x \rangle} = \frac{L}{2} \quad (39)$$

as expected by symmetry, and all other odd cumulants identically vanish, as a consequence of the symmetry $x \rightarrow L - x$ of the random potential $V(x)$. We now consider the even cumulants. The cumulant of order two is given by

$$\omega \int_0^{+\infty} dL e^{-\omega L} \overline{\langle x^2 \rangle - \langle x \rangle^2} = \frac{1}{(\sigma \beta^2)^2} \left[\frac{2}{\nu^3} - \frac{1}{\nu} \psi' \left(1 + \frac{\nu}{2} \right) - \frac{1}{2} \psi'' \left(1 + \frac{\nu}{2} \right) \right] \quad (40)$$

$$(41)$$

We may now expand in ν (38) to obtain the small temperature expansion, which also corresponds to the large L expansion

$$\int_0^{+\infty} dL e^{-\omega L} \overline{\langle x^2 \rangle - \langle x \rangle^2} = \frac{T^4}{\omega \sigma^2} \left[\frac{2}{\nu^3} - \frac{\pi^2}{6\nu} - \psi''(1) + O(\nu) \right] \quad (42)$$

$$= \frac{T}{4\sqrt{\sigma}\omega^{5/2}} - \frac{\pi^2 T^3}{12\sigma^{3/2}\omega^{3/2}} - \frac{\psi''(1)T^4}{\sigma^2\omega} + O\left(\frac{T^5}{\sigma^{5/2}\omega^{1/2}}\right) \quad (43)$$

After Laplace inversion, the final result reads

$$c_2(T) \equiv \overline{\langle x^2 \rangle - \langle x \rangle^2} = \frac{T}{3\sqrt{\pi\sigma}} L^{3/2} - \frac{\pi^{3/2} T^3 L^{1/2}}{6\sigma^{3/2}} - \frac{\psi''(1)T^4}{\sigma^2} + O\left(\frac{T^5}{\sigma^{5/2}L^{1/2}}\right) \quad (44)$$

Similarly, the cumulant of order 4 has the following low-temperature expansion

$$c_4(T) \equiv \overline{\langle x^4 \rangle - 4\langle x^3 \rangle \langle x \rangle + 3\langle x^2 \rangle^2 + 12\langle x^2 \rangle \langle x \rangle^2 - 6\langle x \rangle^4} \quad (45)$$

$$= -\frac{T^3 L^{5/2}}{10\sqrt{\pi}\sigma^{3/2}} + \frac{\pi^{3/2} T^5 L^{3/2}}{12\sigma^{5/2}} - \frac{\pi^{7/2} T^7 L^{1/2}}{8\sigma^{7/2}} - \psi'''(1) \frac{T^8}{\sigma^4} + O\left(\frac{T^9}{\sigma^{9/2}L^{1/2}}\right) \quad (46)$$

More generally, the leading contribution to the cumulant of order $(2k)$ reads :

$$\overline{c_{2k}}(T) = \frac{(-1)^{k+1} \Gamma(k - \frac{1}{2})}{\pi(2k+1)\sigma^{k-1/2}} T^{2k-1} L^{k+1/2} + \dots \quad (47)$$

The final result is thus that at low temperature

$$\overline{\ln \langle e^{-\lambda x} \rangle} = -\lambda \frac{L}{2} + \frac{T\lambda^2}{6\sqrt{\pi\sigma}} L^{3/2} + O(T^3) \quad (48)$$

Note that here the next correction is of order T^3 . We will now show that this result at order T exactly comes from the configurations with two degenerate minima.

2. Study of configurations with two degenerate minima

It is straightforward to obtain that the probability to have two degenerate minima situated at $x_1 < x_2$ for a Brownian potential on $[0, L]$ reads

$$P(E = 0, x_1, x_2) = \frac{1}{2\pi^{3/2}\sqrt{\sigma}\sqrt{x_1}(x_2 - x_1)^{3/2}\sqrt{L - x_2}} \quad (49)$$

The total probability that it happens with a distance y between the two minima reads

$$D(y) = \theta(L - y) \int_0^{L-y} dx_1 P(E = 0, x_1, x_1 + y) = \frac{\theta(L - y)}{\sqrt{4\pi\sigma}y^{3/2}} \quad (50)$$

with the following moments

$$\int_0^L dy y^n D(y) = \frac{L^{n-\frac{1}{2}}}{2\sqrt{\pi\sigma}(n-\frac{1}{2})} \quad (51)$$

This means that configurations with two degenerate minima appear with a probability of order $1/\sqrt{\sigma L}$ and that the distance between the minima is of order L . In particular, the second moment

$$\int_0^L dy y^2 D(y) = \frac{L^{\frac{3}{2}}}{3\sqrt{\pi\sigma}} \quad (52)$$

exactly corresponds to the result (48) via (6).

The relation (26) for the moments yields

$$\overline{\langle (x - \langle x \rangle)^{2k} \rangle} = \frac{T}{k} \int_0^{+\infty} y^{2k} D(y) dy = \frac{T}{k} \frac{L^{(4k-1)/2}}{\sqrt{\pi\sigma}((4k-1))} \quad (53)$$

whereas the relation (28) reads

$$\overline{(\langle x \rangle_T - \langle x \rangle_{T=0})^2} = TL^{\frac{3}{2}} \frac{(2 \ln 2 - 1)}{3\sqrt{\pi\sigma}} + O(T^2) \quad (54)$$

G. Explicit results for the biased Brownian potential on the semi-infinite line

We now consider (5) with $H_0 = fx$ with $f > 0$ on the semi-infinite line $x \in [0, +\infty[$ [31]. Again, we compare exact results with the contribution of configurations with two nearly degenerate minima.

1. Exact results for the thermal cumulants

The distribution of

$$Z_f(\lambda) = \int_0^{+\infty} dx e^{-\lambda x} e^{-\beta(fx + V(x))} = Z_0(\lambda + \beta f) \quad (55)$$

is exactly known [28, 29, 30, 31], and in particular we have [29, 31]

$$\overline{\ln Z_f(\lambda)} = \ln \left(\frac{T^2}{\sigma} \right) + \frac{\sigma}{fT + \lambda T^2} - \psi \left(1 + \frac{fT}{\sigma} + \frac{\lambda T^2}{\sigma} \right) \quad (56)$$

where $\psi(x) = \Gamma'(x)/\Gamma(x)$.

The expansion in λ yields the cumulants

$$c_1(T) \equiv \overline{\langle x \rangle} = \frac{\sigma}{f^2} + \frac{T^2}{\sigma} \psi'(1 + \frac{fT}{\sigma}) = \frac{\sigma}{f^2} + \frac{\pi^2 T^2}{6\sigma} + O(T^3) \quad (57)$$

$$c_2(T) \equiv \overline{\langle x^2 \rangle} - \langle x \rangle^2 = \frac{2T\sigma}{f^3} - \frac{T^4}{\sigma^2} \psi''(1 + \frac{fT}{\sigma}) = \frac{2T\sigma}{f^3} - \frac{T^4}{\sigma^2} \psi''(1) + O(T^5) \quad (58)$$

$$c_3(T) \equiv \overline{\langle x^3 \rangle} - 3\langle x \rangle \overline{\langle x^2 \rangle} + 2\langle x \rangle^3 = \frac{6\sigma T^2}{f^4} + \frac{\pi^2 T^6}{15\sigma^3} + O(T^7) \quad (59)$$

More generally, the leading order at small temperature of the cumulant of order k reads

$$c_k(T) = \frac{k! \sigma T^{k-1}}{f^{k+1}} + \dots \quad (60)$$

Finally, at order T , the exact series expansion of the generating function of the cumulants reads

$$\overline{\ln \langle e^{-\lambda x} \rangle} = -\lambda \frac{\sigma}{f^2} + \frac{T \sigma \lambda^2}{f^3} + O(T^2) \quad (61)$$

We will now compare with the analysis of configurations with two nearly degenerate minima.

2. Configurations with two degenerate minima

The distribution of the minimum x_0 for the biased Brownian potential on $[0, +\infty[$ reads

$$P_{\min}(x_0) = \frac{f}{\sqrt{4\pi\sigma}} \int_{x_0}^{+\infty} \frac{dx}{x^{3/2}} e^{-\frac{f^2 x}{4\sigma}} \quad (62)$$

In particular, the first moment reads

$$\int_0^{+\infty} dx_0 x_0 P_{\min}(x_0) = \frac{\sigma}{f^2} \quad (63)$$

in agreement with $c_1(T)$ (59) at $T = 0$.

The probability to have two degenerate minima situated at $x_1 < x_2$ on $[0, L]$ reads

$$P(E = 0, x_1, x_2) = P_{\min}(x_1) d_f(x_2 - x_1) \quad (64)$$

where the probability $d_f(x)$ of return to the minimum after a distance x reads

$$d_f(x) = \frac{1}{\sqrt{4\pi\sigma} x^{3/2}} e^{-\frac{f^2 x}{4\sigma}} \quad (65)$$

The total probability that it happens with a distance y between the two minima reads

$$D_f(y) = \int_0^\infty dx_1 P(E = 0, x_1, x_1 + y) = d_f(y) = \frac{1}{\sqrt{4\pi\sigma} y^{3/2}} e^{-\frac{f^2 y}{4\sigma}} \quad (66)$$

In particular, the second moment reads

$$\int_0^\infty dx x^2 D_f(x) = \frac{2\sigma}{f^3} \quad (67)$$

and thus corresponds exactly to the result (61) via (6).

The relation (26) for the moments yields

$$\overline{\langle (x - \langle x \rangle)^{2k} \rangle} = \frac{T}{k} \int_0^{+\infty} y^{2k} D(y) = \frac{T}{k} \frac{\Gamma(2k - \frac{1}{2})}{\sqrt{4\pi\sigma}} \left(\frac{4\sigma}{f^2} \right)^{2k-1/2} \quad (68)$$

whereas the relation (28) reads

$$\overline{(\langle x \rangle_T - \langle x \rangle_{T=0})^2} = T(2 \ln 2 - 1) \frac{2\sigma}{f^3} + O(T^2) \quad (69)$$

H. Conclusion

We have shown on various explicit examples (the toy model [19], the pure Brownian potential on a finite sample in IIF, or the biased Brownian potential in IIG) how the thermal properties equilibrium properties of a particle in one-dimensional potentials can be obtained at order T in temperature from the statistical properties of configurations with two nearly degenerate ground states. We will now generalize this approach to a model with many degrees of freedom.

III. LOW-TEMPERATURE PROPERTIES OF THE 1D RANDOM-FIELD ISING MODEL

A. Model and notations

The Hamiltonian of the one-dimensional random-field Ising chain reads

$$\mathcal{H} = -J \sum_{i=1}^{N-1} S_i S_{i+1} - \sum_{i=1}^N h_i S_i \quad (70)$$

where the h_i are independent random variables with zero mean value $\overline{h_i} = 0$ and variance

$$\overline{h_i^2} = g \quad (71)$$

In the following we will moreover assume that the distribution of h_i is continuous to avoid the presence of an extensive number of degenerate ground states. The equilibrium of this model can be studied in details via a Ma-Dasgupta real-space RG approach [34] in the universal regime where the Imry-Ma length [32], which represents the typical size of domains in the ground-state of (70)

$$L_{IM} \equiv \frac{4J^2}{g} \gg 1 \quad (72)$$

is large. A picture of the ground state is given on Figure (2). The essential result that will be useful in the following is that the joint distribution of the length l and the energy gain $F = 2|\sum_{j=i}^{i+l} h_j|$ of an Imry-Ma domain reads in Laplace transform [34]

$$\int_0^{+\infty} dl e^{-pl} P_{\Gamma_J}(F, l) = \theta(F \geq \Gamma_J) U_{\Gamma_J}(p) e^{-(F - \Gamma_J) u_{\Gamma_J}(p)} \quad (73)$$

where

$$\begin{aligned} \Gamma_J &= 4J \\ U_{\Gamma}(p) &= \frac{\sqrt{\frac{p}{2g}}}{\sinh \Gamma \sqrt{\frac{p}{2g}}} \\ u_{\Gamma}(p) &= \sqrt{\frac{p}{2g}} \coth \Gamma \sqrt{\frac{p}{2g}} \end{aligned} \quad (74)$$

The average length of domain walls is then exactly L_{IM}

$$\bar{l} = \int dF \int dl l P_{\Gamma_J}(F, l) = \frac{\Gamma_J^2}{4g} = L_{IM} \quad (75)$$

i.e. the density of domain walls is simply $n_{DW} = 1/L_{IM}$.

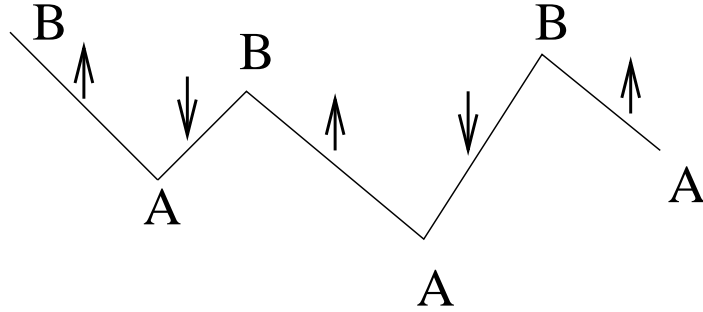


FIG. 2: Picture of the ground-state : the zig-zag line represents the renormalization of the random potential $V(x) = 2\sum_{i=1}^x h_i$ seen by the domain walls, where only extrema separated by $\Delta V > 4J$ have been kept. Then all maxima are occupied by a domain wall $B(-|+)$, and all minima are occupied by a domain wall $A(+|-)$. So descending bonds are domains of $+$ spins, whereas ascending bonds are domains of $-$ spins

B. Statistics of nearly degenerate excitations

The thermal excitations of nearly vanishing energy are rare events of two kinds : they have been called rare events of type (a) and of type (c) respectively in the previous study on aging dynamical properties [34]. These two possibilities are the following :

(i) The excitations of type (a) involve a single domain wall which has two almost degenerate optimal positions : see Figure 3. From [33, 34], we can obtain the probability density $\rho_a(E = 0, l)$ of these excitations in the scaling region $l \sim L_{IM} \gg 1$ in terms of (73)

$$\rho_a^{large}(E = 0, l) = \frac{1}{L_{IM}} \int_{\gamma}^{\Gamma} d\Gamma_0 \int_0^{+\infty} dl_1 P_{\Gamma_0}(\Gamma_0, l_1) \int_0^{+\infty} dl_2 P_{\Gamma_0}(\Gamma_0, l_2) \delta(l - (l_1 + l_2)) \quad (76)$$

where γ is a small cut-off. Indeed, as in the discussion of the Brownian potential, the probability of degenerate minima diverges at small distance in the continuum (50), but the moments that appear in physical observables will be well defined. Indeed, in Laplace transform, we have using (74)

$$\int_0^{+\infty} dl e^{-pl} l \rho_a^{large}(E = 0, l) = \frac{1}{L_{IM}} (-\partial_p) \int_0^{\Gamma} d\Gamma_0 U_{\Gamma_0}^2(p) = \frac{1}{L_{IM}} \partial_p u_{\Gamma}(p) \quad (77)$$

$$= \frac{1}{L_{IM} \Gamma_J} \left[\frac{2}{3} L_{IM} - \frac{8}{45} L_{IM}^2 p + O(p^2) \right] \quad (78)$$

These excitations have thus indeed a length of order $l \sim L_{IM}$, but concerns only a small fraction of order $1/\Gamma_J$ of the domain walls. After Laplace inversion, the length distribution is given by an infinite sum of exponentials

$$\rho_a^{large}(E = 0, l) dl = \frac{\pi^2}{\Gamma_J L_{IM}^2} \sum_{n=1}^{+\infty} n^2 e^{-n^2 \pi^2 \frac{l}{2L_{IM}}} \quad (79)$$

Here, since we have a discrete model, the probability of degeneracy is regularized by the lattice at small distances. Indeed, nearly degenerate excitations of small length $l \sim 1$ also exist. They are not described by the universal scaling regime (79), but depend on specific properties of the initial distribution $P(h_i)$. For instance, the excitations of length $l = 1$ correspond to the domain walls that have a neighbor with a small random field $h_i < T \rightarrow 0$. The density of such excitations is simply proportional to the density $n = 1/L_{IM}$ of domain-walls in the ground-state, and to the weight $P(h_i = 0)$ of the initial distribution at the origin

$$\rho_a(E = 0, l = 1) = \frac{1}{L_{IM}} 2P(h_i = 0) \quad (80)$$

More generally, the statistics of small excitations $l = 2, 3, \dots$ is governed by the probabilities of returns to the origin for a constrained sum of l of random variables. For instance, the density of two-spin excitations reads, assuming the

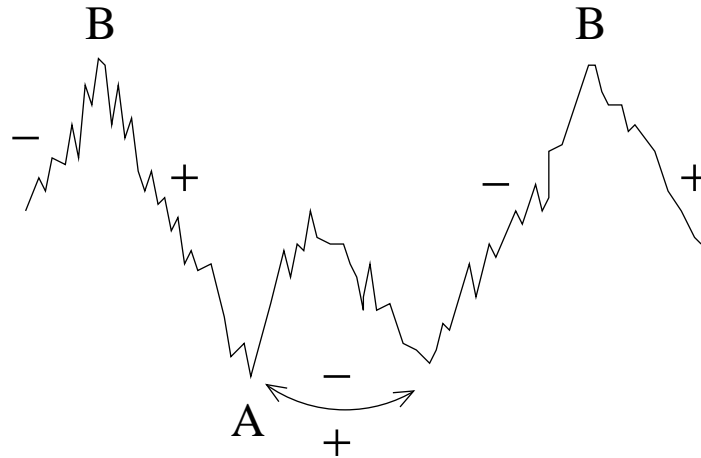


FIG. 3: Representation of a two-level excitation of type (a) : a domain wall A of the ground state may have two nearly degenerate optimal positions, separated by a distance l if $\Delta V = 2 \sum_{i=1}^l h_i \sim 0$.

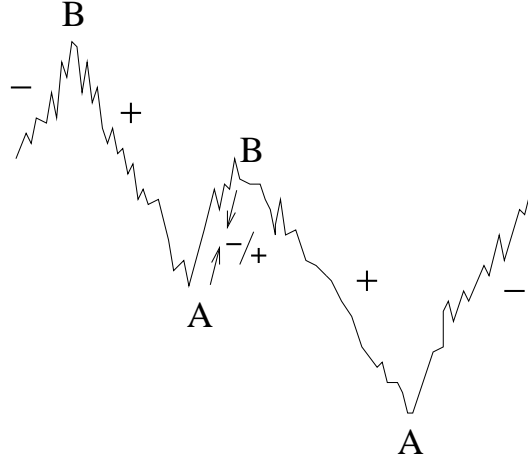


FIG. 4: Representation of a two-level excitation of type (c) : a pair (A,B) of neighboring domain walls separated by a distance l may appear or annihilate with almost no energy cost if $\Delta V = 2 \sum_{i=1}^l h_i \sim 4J$.

symmetry $P(-h) = P(h)$

$$\rho_a(E=0, l=2) = \frac{1}{L_{IM}} 2 \int_0^{+\infty} dh P^2(h) \quad (81)$$

(ii) The excitations of type (c) involve a pair of domain walls which can appear or annihilate with almost no energy cost : see Figure 4. These excitations have by definition a large length $l \sim L_{IM} \gg 1$. From [33, 34], their density reads in terms of (73)

$$\rho_c(E=0, l) = \frac{1}{L_{IM}} P_{\Gamma_J}(\Gamma_J, l) \quad (82)$$

i.e. in Laplace transform, we have more explicitly using (74)

$$\int_0^{+\infty} dl e^{-pl} \rho_c(E=0, l) = \frac{1}{L_{IM}} U_{\Gamma_J}(p) = \frac{1}{\Gamma_J L_{IM}} \left[1 - \frac{1}{3} L_{IM} p + \frac{7}{90} L_{IM}^2 p^2 + O(p^3) \right] \quad (83)$$

As in (78), these excitations of length $l \sim L_{IM}$ concern only a small fraction of order $1/\Gamma_J$ of the domain walls. Again, after Laplace inversion, the length distribution is given by an infinite sum of exponentials

$$\rho_c(E=0, l) = \frac{\pi^2}{\Gamma_J L_{IM}^2} \sum_{n=1}^{+\infty} (-1)^{n+1} n^2 e^{-n^2 \pi^2 \frac{l}{2L_{IM}}} \quad (84)$$

In conclusion, there exists on one hand large excitations of length $l \sim L_{IM} \gg 1$, whose universal probability densities are given by the explicit expressions (79,84), and there are on the other hand small excitations of length $l \sim 1, 2, \dots$, whose statistics depend on the initial random field distribution, with the weights (80, 81) for $l=1$ and $l=2$ for instance.

C. Effective Hamiltonian at order T in temperature

We note $\mathcal{C}_0 = \{S_i^{(0)}\}$ the true ground state, and we index by $\alpha = 1, 2, \dots, l$ the possible strings where the spins $(S_{i_\alpha}, \dots, S_{j_\alpha})$ can be coherently returned with a small amount of energy $E_\alpha \sim T \rightarrow 0$, as a consequence of the rare excitations (a) or (c) described above. These excitations appear with a small probability at low temperature, i.e. they are dilute, and the effective hamiltonian at low-temperature is thus given by

$$e^{-\beta h_{eff}} = e^{-\beta E_0} \left(\prod_{j \in R} \delta(S_j, S_j^{(0)}) \right) \prod_{\alpha=1}^{\alpha_{max}} \frac{1}{(1 + e^{-\frac{E_\alpha}{T}})} \left(\prod_{i=i_\alpha}^{j_\alpha} \delta(S_i, S_i^{(0)}) + e^{-\frac{E_\alpha}{T}} \prod_{i=i_\alpha}^{j_\alpha} \delta(S_i, -S_i^{(0)}) \right) \quad (85)$$

where $E_0 = \mathcal{H}(\mathcal{C}_0)$ is the energy of the ground state configuration and where R is the set of all the spins j that are outside all the strings α .

D. Specific heat at low temperature

At low temperature, the effective partition function (85) is thus given by a product over independent two-level excitations with respect to the ground state

$$Z_{eff}(T) \sim e^{-\beta E_0} \prod_{\alpha} \left(1 + e^{-\frac{E_{\alpha}}{T}}\right) \quad (86)$$

The free-energy per site reads in the thermodynamic limit thus reads

$$f(T) = -T \lim_{N \rightarrow \infty} \frac{1}{N} \ln \overline{Z_{eff}} = e_0 - T \int_0^{+\infty} dE \rho(E) \ln \left(1 + e^{-\frac{E}{T}}\right) \quad (87)$$

where the ground state energy $e_0 = -J - g/(2J)$ was already discussed in [34], and where $\rho(E)$ represents the probability density of excitations of all types and of all sizes

$$\rho(E) = \sum_l [\rho_a(E, l) + \rho_c(E, l)] \quad (88)$$

The linear term in temperature of the specific heat is directly related to the density of excitations at zero-energy

$$C(T) = T \frac{\pi^2}{6} \rho(E=0) + O(T^2) \quad (89)$$

E. Edwards-Anderson order parameter

We now consider the generating function of the thermal fluctuations of a given spin S_k

$$Z_{eff}(\lambda) \equiv \overline{\ln \langle e^{-\lambda S_k} \rangle} \quad (90)$$

$$\overline{\ln Z_{eff}(\lambda_k)} = \langle\langle \sum_{\alpha=1}^{\alpha_{max}} \theta(i_{\alpha} \leq k \leq j_{\alpha}) \ln \frac{\left(1 + e^{-\frac{E_{\alpha}}{T}} e^{2\lambda_k S_k^{(0)}}\right)}{\left(1 + e^{-\frac{E_{\alpha}}{T}}\right)} \rangle\rangle \quad (91)$$

where $\langle\langle \dots \rangle\rangle$ denotes the average with respect to the properties of the nearly-degenerate strings α . Using now $S_k^{(0)} = \pm 1$ and the results of (22) for the average over the energies E_{α} , we get

$$\overline{\ln \langle e^{-\lambda_k S_k} \rangle} = T \lambda_k^2 \int_0^{+\infty} dl \, l \rho(E=0, l) + O(T^2) \quad (92)$$

The thermal fluctuations of a spin are thus directly proportional to the probability $\int_0^{+\infty} dl \, l \rho(E=0, l)$ that the spin belongs to a nearly degenerate excitation. In particular, since $S_k^2 = 1$, the Edwards-Anderson order parameter reads

$$q_{EA} \equiv \overline{\langle S_k \rangle^2} = 1 - 2T \int_0^{+\infty} dl \, l \rho(E=0, l) + O(T^2) \quad (93)$$

The vanishing of higher cumulants in (92) yields further identities, the first ones being for instance

$$\overline{\langle S_k \rangle^4} = \frac{4\overline{\langle S_k \rangle^2} - 1}{3} + O(T^2) = 1 - \frac{8}{3}T \int_0^{+\infty} dl \, l \rho(E=0, l) + O(T^2) \quad (94)$$

$$\overline{\langle S_k \rangle^6} = \frac{30\overline{\langle S_k \rangle^4} - 17\overline{\langle S_k \rangle^2} + 2}{15} + O(T^2) = 1 - \frac{46}{15}T \int_0^{+\infty} dl \, l \rho(E=0, l) + O(T^2) \quad (95)$$

F. Susceptibility

We now consider the global magnetization

$$m = \frac{1}{N} \sum_{i=1}^N S_i \quad (96)$$

and the generating function of its thermal fluctuations

$$Z_{eff}(\lambda) \equiv \overline{\ln \langle e^{-\lambda m} \rangle} \quad (97)$$

The effective Hamiltonian at order T in temperature (85) yields the following partition function with source λ

$$Z_{eff}(\lambda) = \sum_{S_i=\pm 1} e^{-\beta h_{eff} - \lambda m} = e^{-\frac{\lambda}{N} \sum_{i=1}^N S_i^{(0)}} \prod_{\alpha=1}^{\alpha_{max}} \frac{\left(1 + e^{-\frac{E_\alpha}{T}} e^{2\frac{\lambda}{N} \epsilon_\alpha l_\alpha}\right)}{\left(1 + e^{-\frac{E_\alpha}{T}}\right)} \quad (98)$$

where $\epsilon_\alpha = \text{sgn}(S_i^{(0),\alpha}) = \pm 1$ with probabilities (± 1) . We thus obtain

$$\overline{\ln Z_{eff}(\lambda)} = \langle\langle \sum_{\alpha=1}^l \ln \frac{\left(1 + e^{-\frac{E_\alpha}{T}} e^{2\frac{\lambda}{N} \epsilon_\alpha l_\alpha}\right)}{\left(1 + e^{-\frac{E_\alpha}{T}}\right)} \rangle\rangle \quad (99)$$

where $\langle\langle \dots \rangle\rangle$ denotes the average with respect to the properties of the nearly-degenerate strings α . Using now the results of (22) for the average over the energies E_α , we finally get

$$\overline{\ln Z_{eff}(\lambda)} = T \frac{\lambda^2}{N} \int_0^{+\infty} dl \, l^2 \rho(E=0, l) + O(T^2) \quad (100)$$

In particular, the average susceptibility reads

$$\overline{\chi} \equiv \frac{N}{T} \left(\overline{\langle m^2 \rangle} - \langle m \rangle^2 \right) = 2 \int_0^{+\infty} dl \, l^2 \rho(E=0, l) + O(T) \quad (101)$$

so the excitations appear here with a weight l^2 .

The susceptibility (101) we have just obtained from the analysis of the thermal fluctuations of the magnetization at linear order in T may also be recovered from the analysis of the response to an external field H at zero temperature.

Indeed, suppose we start from the ground state at $H = 0$, and we turn on a small external field $H > 0$. The changes in the ground state will be localized on the nearly degenerate excitations of small energy $E > 0$ and length l such that the new energy in field allows to decrease the energy $E_H = E - 2Hl < 0$: the flip of this excitation yields a change of $m = l$ in the magnetization. As a consequence, the total magnetization per spin is given by

$$M(H, T=0) = \int_0^{+\infty} dl \int_0^{2Hl} dE \rho(E, l) l \underset{H \rightarrow 0}{\simeq} 2H \int_0^{+\infty} dl \, l^2 \rho(E=0, l) \quad (102)$$

in agreement with (101), as it should to recover the Fluctuation-Dissipation theorem.

G. Discussion : the role of small/large excitations on various observables

Since there are two kinds of excitations, the small ones $l \sim 1$ and the large ones $l \sim L_{IM}$, and since various observables are governed by the nearly degenerate excitations with various weights involving their lengths, it is now interesting to discuss which observables are dominated by small excitations, and which observables are governed by large excitations.

To simplify the discussion, and to compare with the existing rigorous results [22], we now consider that the initial distribution $P(h_i)$ of the random fields has the following scaling form

$$P(h_i) = \frac{1}{H} \mathcal{P}\left(\frac{|h_i|}{H}\right) \quad (103)$$

where $\mathcal{P}(x)$ is a continuous function, such as for instance the exponential distribution $\mathcal{P}(x) = e^{-x}/2$ considered in [22] among other cases. The Imry-Ma length then reads

$$L_{IM} = \frac{4J^2}{g} = \frac{4J^2}{H^2 \int_0^{+\infty} dx x^2 \mathcal{P}(x)} \sim (cte) \frac{J^2}{H^2} \quad (104)$$

The density of large scale excitations scales as (78 and 83)

$$\rho^{large}(E=0) = \rho_a^{large}(E=0) + \rho_c^{large}(E=0) \sim \frac{1}{L_{IM}\Gamma_J} = \frac{g}{16J^3} \sim \frac{H^2}{J^3} \quad (105)$$

On the other hand, the weight of the smallest excitations $l=1$ and $l=2$ reads (80,81)

$$\rho_a(E=0, l=1) = \frac{1}{L_{IM}} \frac{2\mathcal{P}(0)}{H} \quad (106)$$

$$\rho_a(E=0, l=2) = \frac{1}{L_{IM}} \frac{2 \int_0^{+\infty} dx \mathcal{P}^2(x)}{H} \quad (107)$$

So even if the initial distribution has a hole at zero field $\mathcal{P}(0) = 0$, since the prefactor $\int_0^{+\infty} dx \mathcal{P}^2(x)$ of excitations of length $l=2$ cannot vanish, the density of small excitations has always for scaling

$$\rho_a^{small}(E=0) = \frac{1}{HL_{IM}} \sim \frac{H}{J^2} \quad (108)$$

In the regime we consider, where the Imry-Ma length is very large $L_{IM} \gg 1$, the density of small excitations (108) is thus much bigger than the density of large excitations (105)

$$\rho_a^{small}(E=0) \gg \rho^{large}(E=0) \quad (109)$$

As a consequence, the specific heat (89) is governed by the density of these small excitations (108)

$$C(T) = T \frac{\pi^2}{6} \rho(E=0) + O(T^2) \sim Tb \frac{H}{J^2} + \dots \quad (110)$$

where the numerical coefficient b depend upon the form of the initial distribution via the prefactors of the densities of small excitations (107). The leading behavior (110) is indeed in agreement with the exact results obtained via the Dyson-Schmidt method for various models of the form (103).

Let us now consider the Edwards-Anderson order parameter (93) : the density of large excitations weighted by their lengths has for expression (78,83)

$$\int_0^{+\infty} dl \, l [\rho_a^{large}(E=0, l) + \rho_c(E=0, l)] = \frac{1}{\Gamma_J} \left(\frac{2}{3} + \frac{1}{3} \right) = \frac{1}{\Gamma_J} = \frac{1}{4J} \quad (111)$$

whereas the contribution of small excitations (80, 81) has the same scaling as the density of small excitations (108)

$$\sum_{l=1,2,\dots} l \rho_a(E=0, l) = \rho_a(E=0, l=1) + 2\rho_a(E=0, l=2) + \dots \sim \frac{H}{J^2} \quad (112)$$

In the regime we consider, where the Imry-Ma length is very large $L_{IM} \gg 1$, the Edwards-Anderson order parameter (93) is thus dominated by the large excitations contribution (111) and reads

$$1 - q_{EA} = 2T \int_0^{+\infty} dl \, l \rho(E=0, l) + O(T^2) \sim \frac{T}{2J} + \dots \quad (113)$$

Let us now consider the susceptibility (101) : the density of large excitations weighted by the square of their lengths has for expression (78,83)

$$\int_0^{+\infty} dl \, l^2 [\rho_a^{large}(E=0, l) + \rho_c(E=0, l)] = \frac{L_{IM}}{\Gamma_J} \left(\frac{8}{45} + \frac{7}{45} \right) = \frac{L_{IM}}{3\Gamma_J} = \frac{J}{3g} \sim \frac{J}{H^2} \quad (114)$$

whereas the contribution of small excitations (80, 81) has the same scaling as the density of small excitations (108)

$$\sum_{l=1,2,\dots} l^2 \rho_a(E=0, l) = \rho_a(E=0, l=1) + 4\rho_a(E=0, l=2) + \dots \sim \frac{H}{J^2} \quad (115)$$

In the regime we consider, where the Imry-Ma length is very large $L_{IM} \gg 1$, the disorder averaged susceptibility (101) is thus dominated by the large excitations contribution (114) and reads

$$\overline{\chi}(T=0) \simeq \frac{2J}{3g} \quad (116)$$

This result is in agreement with the following exact result

$$\chi(T=0) = \frac{2J}{3H^2} \left[1 + O\left(\frac{H}{J}\right) \right] \quad (117)$$

obtained via the Dyson-Schmidt method [22] for the case (103) with the symmetric exponential distribution $\mathcal{P}(x) = e^{-x}/2$.

As a final remark, we may mention the case of discrete distributions for the initial disorder, such as the binary case for instance $h_i = \pm h$. The physics is completely different, because the nearly degenerate excitations that exist for continuous distributions become now exact degeneracies : the entropy thus become finite at zero temperature [5], instead of a unique ground state, but now there is a gap in low-energy excitations [5].

IV. CONCLUSION

In this paper, we have shown explicitly on two kinds of 1D disordered models how the analysis of the low-temperature properties in terms of two-level excitations allows to fully recover the exact results obtained independently. In particular, we have obtained that the thermal fluctuations of a particle in 1D random potentials are entirely due to the rare samples presenting two nearly degenerate minima, whereas the properties of the random field Ising chain are controlled by the rare regions that can coherently flip with a vanishing energy cost. We have also explained how the identities on thermal cumulants that are valid for systems presenting a statistical tilt symmetry [17] actually hold more generally for various observables at order T in temperature, as a result of the statistical properties of two-level excitations. Finally, for the random-field Ising chain, our analysis shed light on the influence of small/large excitations on various observables : the specific heat is dominated by small non-universal excitations that are more numerous, whereas the susceptibility and the Edwards-Anderson order parameter are dominated by universal large excitations, whose length is of order Imry-Ma length : these excitations are rarer than the small ones, but involve a larger number of spins.

In conclusion, since the phenomenology of two-level excitations is very often advocated in the field of disordered systems, we hope that the present detailed study on 1D models is useful to strengthen these ideas. Moreover, since the identification of the sample-dependent two-level excitations and the characterization of their statistical properties leads to a very clear picture of the low temperature physics, we hope that other disordered systems will be analyzed in the same way in the future.

V. ACKNOWLEDGMENTS

It is a pleasure to thank G. Biroli, T. Garel, J. Houdayer, J.M. Luck and O. Parcollet for useful discussions.

APPENDIX A: EXACT RESULTS FOR THE BROWNIAN POTENTIAL ON A FINITE INTERVAL

1. Basic path-integral

To study the equilibrium of a particle in a Brownian finite sample, we need the following path-integral

$$G(u, l | u_0) = \int_{U(0)=u_0}^{U(l)=u} \mathcal{D}U(y) e^{-\frac{1}{4\sigma} \int_0^L dy \left(\frac{dU}{dy}\right)^2 - q \int_0^L dy e^{-\beta U(x)}} \quad (A1)$$

whose Laplace transform with respect to l has been given in [23] in terms of Bessel functions

$$\hat{G}(u, p|u_0) = \frac{2}{\beta\sigma} K_\nu \left(\frac{2}{\beta} \sqrt{\frac{q}{\sigma}} e^{-\frac{\beta u}{2}} \right) I_\nu \left(\frac{2}{\beta} \sqrt{\frac{q}{\sigma}} e^{-\frac{\beta u_0}{2}} \right) \quad \text{if } -\infty < u \leq u_0 < +\infty \quad (\text{A2})$$

$$\hat{G}(u, p|u_0) = \frac{2}{\beta\sigma} K_\nu \left(\frac{2}{\beta} \sqrt{\frac{q}{\sigma}} e^{-\frac{\beta u_0}{2}} \right) I_\nu \left(\frac{2}{\beta} \sqrt{\frac{q}{\sigma}} e^{-\frac{\beta u}{2}} \right) \quad \text{if } -\infty < u_0 \leq u < +\infty \quad (\text{A3})$$

where $\nu = \frac{2}{\beta} \sqrt{\frac{p}{\sigma}}$

2. Generating function of the thermal cumulants

The generating function of the distribution of the partition function with source (35) may be computed in terms of the path-integral (A1) as follows

$$\overline{e^{-qZ_L(\lambda)}} = \int_{-\infty}^{+\infty} du \int_{U(0)=0}^{U(L)=u} \mathcal{D}U(y) e^{-\frac{1}{4\sigma} \int_0^L dy \left(\frac{dU}{dy} \right)^2 - q \int_0^L dy e^{-\lambda x - \beta U(x)}} \quad (\text{A4})$$

$$= e^{-\frac{\lambda^2}{4\sigma\beta^2} L} \int_{-\infty}^{+\infty} dv e^{\frac{\lambda}{2\beta\sigma} v} \int_{V(0)=0}^{V(L)=v} \mathcal{D}V(y) e^{-\frac{1}{4\sigma} \int_0^L dy \left(\frac{dV}{dy} \right)^2 - q \int_0^L dy e^{-\beta V(x)}} \quad (\text{A5})$$

$$= e^{-\frac{\lambda^2}{4\sigma\beta^2} L} \int_{-\infty}^{+\infty} dv e^{\frac{\lambda}{2\beta\sigma} v} G(v, L|0) \quad (\text{A6})$$

so that in Laplace with respect to L , we get using (A3)

$$\int_0^{+\infty} dL e^{-\omega L} \overline{e^{-qZ_L(\lambda)}} = \int_{-\infty}^{+\infty} dv e^{\frac{\lambda}{2\beta\sigma} v} \hat{G}(v, \omega + \frac{\lambda^2}{4\sigma\beta^2} | 0) \quad (\text{A7})$$

$$= \frac{4}{\beta^2\sigma} T_{\rho,a}(s) \quad (\text{A8})$$

where

$$T_{\rho,a}(s) \equiv s^a I_\rho(s) \int_s^{+\infty} \frac{dz}{z^{1+a}} K_\rho(z) + s^a K_\rho(s) \int_0^s \frac{dz}{z^{1+a}} I_\rho(z) \quad (\text{A9})$$

with the notations

$$s = \frac{2}{\beta} \sqrt{\frac{q}{\sigma}} \quad (\text{A10})$$

$$\rho = \sqrt{\nu^2 + a^2} \quad (\text{A11})$$

and where a and ν have defined in (38).

To obtain the moments

$$\int_0^{+\infty} dL e^{-\omega L} \overline{e^{-qZ_L(p)}} = \sum_{n=0}^{+\infty} \frac{(-q)^n}{n!} \int_0^{+\infty} dL e^{-\omega L} [\overline{Z_L(p)}]^n \quad (\text{A12})$$

we need to expand (A8) in q , i.e. to expand the function (A9) at all orders in s . The properties of Bessel functions (differential equation and wronskian) leads to the following differential equation for (A9)

$$T''_{\rho,a}(s) = \frac{2a-1}{s} T'_{\rho,a}(s) + \left[1 + \frac{\rho^2 - a^2}{s^2} \right] T_{\rho,a}(s) - \frac{1}{s^2} \quad (\text{A13})$$

Inserting the series expansion

$$T_{\rho,a}(s) = \sum_{m=0}^{+\infty} \alpha_m s^m \quad (\text{A14})$$

into the differential equation (A13), one finds $\alpha_{2n+1} = 0$ $\alpha_0 = 1/\mu^2$ and the recurrence

$$\alpha_{2n} = \frac{\alpha_{2n-2}}{(2n-a)^2 - \rho^2} \quad (\text{A15})$$

leading to

$$\alpha_{2n} = \frac{\Gamma(1 - \frac{\rho}{2} - \frac{a}{2}) \Gamma(1 + \frac{\rho}{2} - \frac{a}{2})}{\mu^2 4^n \Gamma(n + 1 - \frac{\rho}{2} - \frac{a}{2}) \Gamma(n + 1 + \frac{\rho}{2} - \frac{a}{2})} \quad (\text{A16})$$

So we obtain the Laplace transform of all moments

$$\int_0^{+\infty} dL e^{-\omega L} [\overline{Z_L(p)}]^n = \left(\frac{4}{\beta^2 \sigma} \right)^{n+1} (-1)^n n! \alpha_{2n} \quad (\text{A17})$$

$$= \frac{1}{\omega} \left(\frac{1}{\beta^2 \sigma} \right)^n \Gamma(n+1) \frac{\Gamma(1 + \frac{\rho}{2} - \frac{a}{2}) \Gamma(\frac{\rho}{2} + \frac{a}{2} - n)}{\Gamma(n + 1 + \frac{\rho}{2} - \frac{a}{2}) \Gamma(\frac{\rho}{2} + \frac{a}{2})} \quad (\text{A18})$$

in agreement with [29] and analytic continuation in $n \rightarrow 0$ yields the result (36) given in the text.

-
- [1] D.S. Fisher and D.A. Huse, Phys. Rev. B **38** 373 (1988) ; Phys. Rev. B **38** 386 (1988).
 - [2] M. Mézard, G. Parisi and M. Virasoro, “Spin glass theory and beyond” world Scientific, Singapore (1987).
 - [3] K. Binder and A.P. Young, Rev. Mod. Phys. **58** (1986) 801.
 - [4] J. Houdayer and A.K. Hartmann, cond-mat/0402036.
 - [5] J.M. Luck, “Systèmes désordonnés unidimensionnels”, Aléa Saclay (1992) and references therein.
 - [6] G. Schehr, T. Giamarchi, and P. Le Doussal, Phys. Rev. Lett. **91**, 117002 (2003).
 - [7] S. Kirkpatrick and D. Sherrington, Phys. Rev. B **17**, 4384 (1978).
 - [8] P.W. Anderson, in “Ill-condensed matter”, Les Houches , edited by R. Balian et al. , Amsterdam (1979).
 - [9] A. Georges, O. Parcollet and S. Sachdev, Phys. Rev. B **63**, 134406 (2001) ; L. F. Cugliandolo, D. R. Grempel, and Constantino A. da Silva Santos, Phys. Rev. B **64**, 014403 (2001);
 - [10] A. Camjayi and M. J. Rozenberg, Phys. Rev. Lett. **90**, 217202 (2003); M. J. Rozenberg and A. Camjayi, J. Phys.: Condens. Matter **16** (2004) S723
 - [11] G. Schehr, T. Giamarchi and P. Le Doussal, Europhys. Lett. **66** 538 (2004) ; G. Schehr, PhD Thesis, Université Paris 6, (2003); G. Schehr, in preparation.
 - [12] P.W. Anderson, B.I. Halperin, C.M. Varma, Phil. Mag. **25** 1 (1972).
 - [13] W.A. Phillips, Rep. Prog. Phys. **50**, 1657 (1987).
 - [14] J. Reinisch and A. Heuer, cond-mat/0403657 and cond-mat/0404675.
 - [15] C. Dasgupta, S. K. Ma, and C. K. Hu, Phys. Rev. B **20**, 3837 (1979); A. J. Bray, M. A .Moore and P. Reed, J. Phys. C **12** (1979) L477.
 - [16] see for instance : J. Houdayer, F. Krzakala, O. C. Martin, Eur. Phys. J. B **18**, 467 (2000); F. Krzakala, O.C. Martin, Phys. Rev. Lett. **85**, 3013 (2000); M. Palassini and A.P. Young, Phys Rev. Lett. **85**, 3017 (2000) J. Lamarcq, J.-P. Bouchaud, O. C. Martin, M. Mezard, Europhys. Lett. **58**, 321 (2002) ; J. Lamarcq, J.-P. Bouchaud, O.C. Martin, Phys. Rev. B **68**, 012404 (2003); M. Picco, F. Ritort, M. Sales, Phys. Rev. B **67** (2003) 184421; M. Palassini, F. Liers, M. Juenger, A. P. Young, Phys. Rev. B **68**, 064413 (2003).
 - [17] U. Schulz, J. Villain, E. Brezin and H. Orland, J. Stat. Phys. **51** 1 (1988).
 - [18] J. Villain, B. Semeria, F. Lancon and L. Billard, J. Phys. C **16** 6153 (1983).
 - [19] P. Le Doussal and C. Monthus, Physica A **317** 140 (2003).
 - [20] D.S. Fisher and D.A. Huse, Phys. Rev. B **43** 10728 (1991).
 - [21] T. Hwa and D.S. Fisher, Phys. Rev. B **49** 3136 (1994).
 - [22] Th. M. Nieuwenhuizen and J. M. Luck, J. Phys. A **19** (1986) 1207 ; J. M. Luck and Th. M. Nieuwenhuizen, J. Phys. A **22** (1989) 2151 ; J. M. Luck, M. Funke and Th. M. Nieuwenhuizen, J. Phys. A **24** (1991) 4155.
 - [23] C. Monthus and P. Le Doussal, Phys. Rev. E **65** (2002) 66129.
 - [24] M. Mézard, J. Phys. (France) **51** 1831 (1990).
 - [25] M. Sales, J.P. Bouchaud and F. Ritort, J. Phys. A: Math. Gen. **36** (2003) 665.
 - [26] K. Broderix and R. Kree, Europhys. Lett. **32** (1995) 343.
 - [27] G. Oshanin et al. , J. Stat. Phys. **73** (1993) (379).
 - [28] C. Monthus and A. Comtet, J. Phys. I (France) **4** (1994) 635.
 - [29] A. Comtet, C. Monthus and M. Yor, J. Appl. Prob. **35** (1998) 255.
 - [30] J. P. Bouchaud, A. Comtet, A. Georges, P. Le Doussal Europhys. Lett. **3** 653 (1987), Ann Phys. **201** 285 (1990).
 - [31] M. Oppen, J. Phys. A : Math. Gen. **26** (1993) L719.

- [32] Y. Imry and S. K. Ma, Phys. Rev. Lett. **35** 1399 (1975).
- [33] P. Le Doussal, C. Monthus, D.S. Fisher, Phys. Rev. E **59** 4795 (1999).
- [34] D.S. Fisher, P. Le Doussal and C. Monthus, Phys. Rev. E **64**, 66107 (2001).