

Multi-spin dynamics of the solid-state NMR Free Induction Decay

H. Cho,¹ T. D. Ladd,² J. Baugh,³ D. G. Cory,¹ and C. Ramanathan*¹

¹*Department of Nuclear Engineering, Massachusetts Institute of Technology, Cambridge, MA 02139, USA*

²*Department of Applied Physics, Stanford University, Palo Alto, CA 94305, USA*

³*Institute for Quantum Computation, University of Waterloo, Waterloo, ON, Canada*

(Dated: November 16, 2018)

We present a new experimental investigation of the NMR free induction decay (FID) in a lattice of spin-1/2 nuclei in a strong Zeeman field. Following a $\pi/2$ pulse, evolution under the secular dipolar Hamiltonian preserves coherence number in the Zeeman eigenbasis, but changes the number of correlated spins in the state. The observed signal is seen to decay as single-spin, single-quantum coherences evolve into multiple-spin coherences under the action of the dipolar Hamiltonian. In order to probe the multiple-spin dynamics during the FID, we measured the growth of coherence orders in a basis other than the usual Zeeman eigenbasis. This measurement provides the first direct experimental observation of the growth of coherent multiple-spin correlations during the FID. Experiments were performed with a cubic lattice of spins (^{19}F in calcium fluoride) and a linear spin chain (^{19}F in fluorapatite). It is seen that the geometrical arrangement of the spins plays a significant role in the development of higher order correlations. The results are discussed in light of existing theoretical models.

PACS numbers: 75.40.Gb, 76.60.-k, 82.56.-b

Solid-state NMR is an ideal test-bed for studying coherent quantum dynamics in a large Hilbert space. In this work, we experimentally investigate the many-spin dynamics of the NMR free induction decay. The free induction decay (FID) is the response of the spin system following a $\pi/2$ pulse. In a solid lattice of spin-1/2 nuclei in a strong magnetic field, this evolution is dominated by the secular dipolar Hamiltonian. This is a classic problem in spin dynamics and has been well-studied since the early days of NMR¹⁻¹¹. At the magnetic fields typically used in NMR experiments (< 20 T), the spin system is highly mixed at room temperature, and its equilibrium state is represented by a thermal density matrix. If the external Zeeman field is much stronger than the internal dipolar fields of the sample, the normalized deviation density matrix in thermal equilibrium can be approximated as

$$\hat{\rho}(0) = -\sum_j \hat{I}_{jz} \quad . \quad (1)$$

Following a $\pi/2$ pulse, the spins evolve under the secular dipolar Hamiltonian

$$\hat{H}_{\text{int}} = \sum_{j < k} D_{jk} \left\{ \hat{I}_{jz} \hat{I}_{kz} - \frac{1}{4} (\hat{I}_{j+} \hat{I}_{k-} + \hat{I}_{j-} \hat{I}_{k+}) \right\} \quad . \quad (2)$$

The strength of the dipolar coupling D_{jk} between spins

j and k is given by

$$D_{jk} = \frac{\gamma^2 \hbar^2}{r_{jk}^3} (1 - 3 \cos^2 \theta_{jk}) \quad , \quad (3)$$

where γ is the gyromagnetic ratio, r_{jk} is the distance between spins j and k , and θ_{jk} is the angle between the external magnetic field and internuclear vector \vec{r}_{jk} . Since the Hamiltonian is time-independent, the formal solution of the Liouville-von Neumann equation yields the density matrix of the spin system at time t following the pulse as

$$\hat{\rho}(t) = e^{-i\hat{H}_{\text{int}}t/\hbar} \hat{\rho}(0) e^{i\hat{H}_{\text{int}}t/\hbar} \quad . \quad (4)$$

An exact solution to this many-body problem has not been found, but the equation can be expanded in a power series to examine the short time behavior of the system:

$$\begin{aligned} \hat{\rho}(t) = & \hat{\rho}(0) + \frac{i}{\hbar} t [\hat{\rho}(0), \hat{H}_{\text{int}}] - \\ & \frac{t^2}{2\hbar^2} \left[[\hat{\rho}(0), \hat{H}_{\text{int}}], \hat{H}_{\text{int}} \right] + \dots \end{aligned} \quad (5)$$

In an inductively detected NMR experiment (in which a coil is used to measure the average magnetization), the observed signal is given by

$$S(t) = \zeta \langle \hat{I}_+ \rangle = \zeta \text{Tr} \left\{ \hat{I}_+ \hat{\rho}(t) \right\} \quad . \quad (6)$$

where $\hat{I}_+ = \sum_j (I_{jx} + iI_{jy})$ and ζ is a proportionality constant. The only terms in $\hat{\rho}(t)$ that yield a non-zero trace in the above equation and therefore contribute to the observed signal $S(t)$ are the single-spin angular momentum operators such as \hat{I}_{j-} , which are single-spin, single-quantum coherences. Single quantum coherences

*Author to whom correspondence should be addressed. Electronic address: sekhar@mit.edu

are off-diagonal terms of the density matrix (in the Zeeman eigenbasis or the z -basis) connecting eigenstates with $\Delta m = \pm 1$ (corresponding to coherent superpositions of these eigenstates). Evaluating the commutators in Eq. (5)

$$\begin{aligned} \hat{\rho}(t) = & -\frac{1}{2} \sum_j (\hat{I}_{j+} + \hat{I}_{j-}) + \\ & \frac{3}{2} it \sum_{jk} D_{jk} (-\hat{I}_{jz} \hat{I}_{k+} + \hat{I}_{jz} \hat{I}_{k-}) - \\ & \frac{3}{4} t^2 \sum_{jkl} D_{lk} D_{jk} (\hat{I}_{jz} \hat{I}_{lz} \hat{I}_{k+} + \hat{I}_{jz} \hat{I}_{lz} \hat{I}_{k-}) + \dots \end{aligned} \quad (7)$$

Substituting Eq. (7) into Eq. (6), it can be seen that the observable magnetization decays during the evolution under \hat{H}_{int} because single-spin, single-quantum coherence terms are transformed to unobservable multiple-spin, single-quantum coherence terms by the higher-order nested commutators. The n^{th} term in the expansion in Eq. (5) has n -spin correlations.

There has been much theoretical effort to predict the shape of the FID in calcium fluoride (CaF_2)¹⁻⁸. Calcium fluoride is a standard test system for spin dynamics as the ^{19}F (spin-1/2) nuclei are 100% abundant and form a simple cubic lattice. The main goal has been to reproduce the decay and beat pattern of the observed time domain NMR signal. For example, Engelsberg and Lowe¹⁰ measured up to 14 moments of the FID in CaF_2 , and these were found to be in good agreement with theoretically calculated values for the 2nd to 8th moments. The odd moments of the FID are zero, and the even moments are given by¹

$$M_{2n} = \frac{(-1)^n}{\text{Tr}\{\hat{I}_x^2\}} \text{Tr}\left\{ \underbrace{\left[\hat{H}_{\text{int}}, \left[\hat{H}_{\text{int}}, \left[\dots, [\hat{H}_{\text{int}}, \hat{I}_x] \dots \right] \right] \right]}_{2n \text{ times}} \hat{I}_x \right\} . \quad (8)$$

Evaluating the nested commutators becomes increasingly challenging and the higher-order moments are difficult to calculate. However, it is these higher moments that characterize the many spin correlations in the spin system. It can be seen that the $2n^{\text{th}}$ moment arises from the $(2n+1)^{\text{th}}$ term in the expansion in Eq. (5), which creates up to $(2n+1)$ correlated spins. The main weakness of the moment method lies in the fact that the most important contribution to the value of the higher moments comes from the tails of the FID, which are acquired with the lowest signal-to-noise ratio (SNR) in typical FID measurements³.

In this paper, we use a novel multiple-quantum NMR technique¹⁴ to study multiple-spin dynamics during the FID. Standard multiple-quantum techniques¹⁵⁻¹⁸ encode coherence orders in the Zeeman eigenbasis (or z -basis), but coherence numbers are conserved under the secular dipolar Hamiltonian in this basis¹⁹. In our experiment we encode multiple-quantum coherences in the x -basis.

The dipolar Hamiltonian in the x -basis is

$$\begin{aligned} \hat{H}_{\text{int}}^x = & -\frac{1}{2} \sum_{j < k} D_{jk} \left\{ \hat{I}_{jx} \hat{I}_{kx} - \frac{1}{4} (\hat{I}_{j+}^x \hat{I}_{k-}^x + \hat{I}_{j-}^x \hat{I}_{k+}^x) \right\} - \\ & \frac{3}{8} \sum_{j < k} D_{jk} (\hat{I}_{j+}^x \hat{I}_{k+}^x + \hat{I}_{j-}^x \hat{I}_{k-}^x) \end{aligned} \quad (9)$$

and no longer conserves coherence order in this basis (we use the superscript x to denote that the raising and lowering operators are defined in the x -basis; these operators are otherwise assumed to be expressed in the z -basis). The coherence orders are encoded by a collective rotation about the x -axis (which is the effective quantizing axis in this basis). Transforming the density matrix shown in Eq. (7) into the x -basis yields

$$\begin{aligned} \hat{\rho}^x(t) = & -\sum_j \hat{I}_{jx} - \frac{3}{4} it \sum_{jk} D_{ij} (\hat{I}_{j+}^x \hat{I}_{k+}^x - \hat{I}_{j-}^x \hat{I}_{k-}^x) + \\ & \frac{3}{8} t^2 \sum_{jkl} D_{lk} D_{jk} (\hat{I}_{j+}^x \hat{I}_{l+}^x \hat{I}_{kx} - \hat{I}_{j+}^x \hat{I}_{l-}^x \hat{I}_{kx} - \\ & \hat{I}_{j-}^x \hat{I}_{l+}^x \hat{I}_{kx} + \hat{I}_{j-}^x \hat{I}_{l-}^x \hat{I}_{kx}) + \dots \end{aligned} \quad (10)$$

From Eq. (10), it can be seen that even order multiple quantum coherences are created in the x -basis. It is possible to generate only odd order coherences using a y -basis encoding for the same initial state.

It is useful to consider the dipolar evolution of this highly mixed state using the Liouville space formulation for multiple-quantum dynamics suggested previously¹⁷. The density operator in Liouville space can be represented as

$$\hat{\rho}(t) = \sum_{K=0}^N \sum_{n=-K}^K \sum_p g_{Knp}(t) \hat{P}_{Knp} \quad (11)$$

where \hat{P}_{Knp} represents a basis operator which is a product of K single-spin angular momentum operators, n is the coherence order of the operator and p is a label that identifies a particular configuration of spins having the same K and n . The selection rules for the dipolar Hamiltonian in the Zeeman basis are given by

$$\Delta K = \pm 1, \quad \Delta n = 0 \quad (12)$$

A projection of Liouville space onto the two-dimensional plane spanned by K and n is shown in Figure 1(a). Following a $\pi/2$ pulse, the trajectory in the Zeeman basis is indicated by the arrows (only positive coherences are shown here; the evolution is perfectly symmetric for negative n). Increasing numbers of spins are correlated following evolution under the dipolar Hamiltonian, but the coherence number does not change. Figure 1(b) shows the same evolution in the x -basis where the selection rules are

$$\Delta K = \pm 1, \quad \Delta n = 0, \pm 2 \quad (13)$$

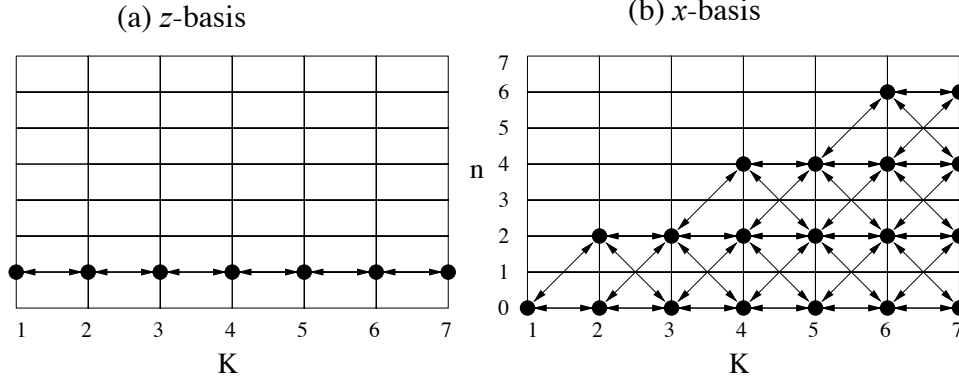


FIG. 1: Projection of Liouville space onto the two-dimensional plane spanned by K and n , showing the dynamics of the FID in (a) the Zeeman eigenbasis, and (b) the x -basis. The arrows show the allowed paths in each case.

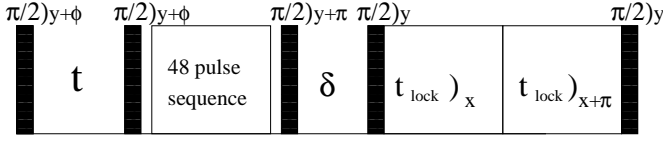


FIG. 2: Pulse sequence used in this experiment. t is the evolution time under the secular dipolar Hamiltonian. The 48-pulse sequence was used to suppress the evolution of the internal Hamiltonian during the x -basis encoding step. A magic-echo sequence was used to reverse the dipolar evolution. A delay ($\delta=10\ \mu\text{s}$) was inserted before the magic echo to push the echo out, in order to minimize any pulse transients and receiver dead time effects. The duration of the spin locking time in the magic echo sequence is $2t_{\text{lock}}$ where $t_{\text{lock}} = t + 2\delta + 3\mu\text{s}$.

Starting from an initial I_x state ($K = 1, n = 0$), only even order coherences are observed. In this paper we characterize the growth of these coherences.

The pulse sequence used in this experiment is shown in Figure 2. After an initial $\pi/2$ pulse, multiple-spin, single-quantum states in the Zeeman basis are created during evolution under the secular dipolar Hamiltonian as described in Eq. (7). A $\phi\hat{I}_x$ rotation encodes coherence orders in the x basis, and a magic-echo sequence¹² is used to refocus the multiple-spin terms back to observable single-spin, single-quantum coherence terms. The $\phi\hat{I}_x$ rotation is obtained by applying two $\pi/2$ pulses, with phases $y + \phi$ and \bar{y} , which results in the propagator $\exp(i\phi\hat{I}_z)\exp(i\phi\hat{I}_x)$. The initial $\pi/2$ excitation pulse is also phase shifted by ϕ to cancel out the rotation about \hat{I}_z . Since it is difficult to apply back to back $\pi/2$ pulses without a delay between them (without introducing phase transients or allowing some dipolar evolution during the pulses), an evolution suspension sequence needs to be used in between the two $\pi/2$ pulses. In this experiment we use a previously described 48-pulse evolution suspension sequence¹³.

The experiments were performed at room temperature at 2.35 T (94.2 MHz, ^{19}F), using a Bruker Avance spec-

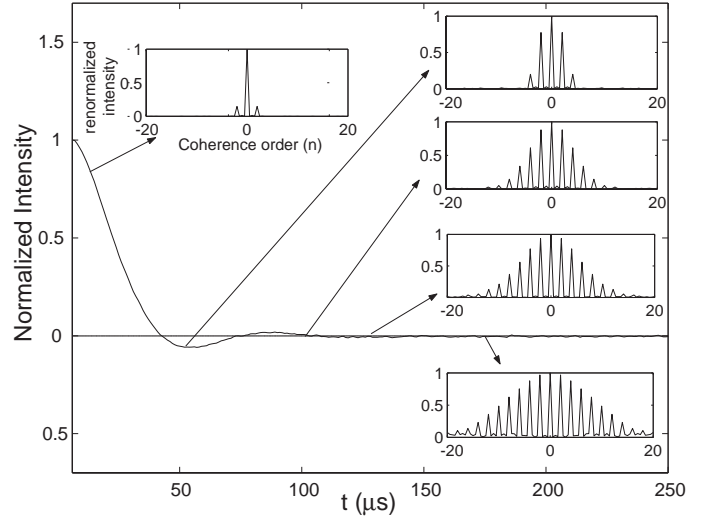


FIG. 3: x -basis coherence order distribution at various time points under the evolution of the secular dipolar Hamiltonian in CaF_2 . The multiple-quantum intensities have been re-normalized to set the intensity of the zero-quantum term to one in each case.

trimeter and home-built probe. The samples used were a $1\ \text{mm}^3$ single crystal of CaF_2 with $T_1 \sim 7\ \text{s}$, and a crystal of fluorapatite (FAP) with $T_1 \sim 200\ \text{ms}$. The FAP crystal is a mineral crystal specimen from Durango, Mexico. Such natural crystals are expected to have a number of interruptions in the spin chains as well as a variety of other defects²⁰ as indicated by the short T_1 . All experiments were conducted on resonance. High power $0.5\ \mu\text{s}$ $\pi/2$ pulses were used for the 48-pulse evolution suspension sequence, while lower power $1.5\ \mu\text{s}$ $\pi/2$ were used during the magic-echo sequence as this sequence is more susceptible to phase transient errors. The phase ϕ was incremented from 0 to 4π with $\Delta\phi = \pi/32$ to encode up to 32 quantum coherences for every experiment. A fixed time point corresponding to the maximum intensity signal was sampled for each ϕ value and Fourier transformed

with respect to ϕ to obtain the coherence order distribution at each dipolar evolution time t .

Figure 3 shows the coherence order distribution observed for CaF_2 at various time points during the FID. At short times, the maximum coherence order (n_{max}) corresponds to the maximum number of correlated spins (K_{max} , i.e. $g_{Knp} = 0$ for $K > K_{\text{max}}$). At longer times, the maximum coherence order observed in the experiment sets the lower limit of the size of the spin correlation, since the SNR of higher order coherences might be too low to be observed.

Figure 4 shows the growth of the different coherence orders in CaF_2 during the FID. The inset shows the initial oscillation between the zero and double quantum coherences at short times (which corresponds to single and two spin correlations respectively) due to the resolved nearest neighbor coupling at the [100] and [110] directions. This oscillation may be theoretically understood by considering the time development of an isolated pair of spins under the secular dipolar Hamiltonian (in the x -basis):

$$\rho(t) = \frac{1}{2} \cos\left(\frac{3Dt}{2}\right) (I_{1x} + I_{2x}) - \frac{i}{4} \sin\left(\frac{3Dt}{2}\right) (I_{1+}^x I_{2+}^x - I_{1-}^x I_{2-}^x) \quad (14)$$

where D is the strength of the pairwise coupling. In an extended spin system, this oscillation is rapidly damped by leakage from isolated pairs to higher order correlations. The higher order coherences ($n \geq 4$) are seen to follow a sigmoidal growth curve. The higher order coherences develop later in time, and this progressive growth leads to a saturation of the intensities of the lower order coherences, consistent with the model in Figure 1. As t increases, imperfect refocusing of the dipolar evolution under the magic echo sequence results in a decay of the observed signal. In order to remove this decay the intensity for each coherence order is normalized with respect to the total signal measured at that evolution time.

We have fit the initial growth of each coherence order to the following sigmoidal function

$$S_n(t) = \frac{C_n}{1 + e^{-\alpha_n(t - t_n^{\text{onset}})}} \quad (15)$$

In Figure 5 we plot the variation of α_n and C_n as a function of coherence order n . The parameter α_n represents the underlying rate at which the different coherence orders are transformed, and should be dominated by the strength of the dipolar couplings involved. It is seen that α_n does not vary with n , suggesting that the near-neighbor interactions dominate the dynamics here. The mean dipolar coupling strength depends on the crystal orientation, so we measured α_n with the crystal oriented along the [111], [110] and [100] directions with respect to the external field. The mean dipolar coupling can be estimated by summing $|D_{1j}|$ over the 26 nearest neighbor spins for each crystal orientation. For a simple cubic lattice, the ratio of these means is 1:1.45:1.87 for [111],

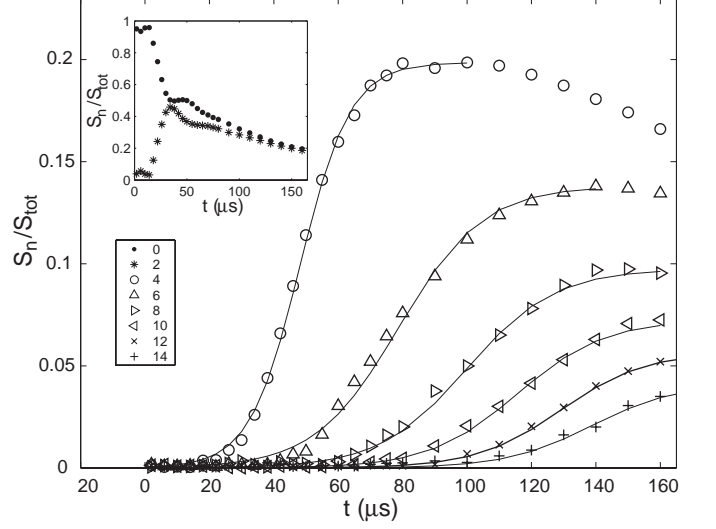


FIG. 4: The growth of multiple-spin correlations during the FID, showing the sigmoidal fit to the initial growth data of each x -basis coherence order ($n \geq 4$), along $\sim[110]$ direction in CaF_2 . The inset shows the dynamics of $n = 0$ and 2 . The intensity of the signal for each coherence order S_n is normalized with respect to the total signal S_{tot} , in order to compensate for imperfect refocusing of the dipolar interaction.

[110] and [100] in good agreement with the ratios of α_n shown in the figure. The values of C_n are seen to decrease as coherence number increases, independently of crystal orientation. This is expected as the total polarization is conserved, and the signal is progressively spread over increasingly larger regions of the system Hilbert space.

Figure 6 shows the onset time t_n^{onset} of each of the x -basis coherences for different orientations of the crystal. Physically, the onset time corresponds to the time required for a specific coherence order to become observable in the experiment. While a first glance at Eq. (7) would seem to suggest that higher-order correlations should develop as t^n , it is the geometry of the spin system (the values of D_{ij}) which ultimately determines the rate at which the spin correlations grow. The onset times depend on the rate at which the correlations are spreading through the spin system, which in turn depends on the value of the dipolar couplings. Thus the rate is expected to be fastest (shorter onset time) with the crystal oriented along the [100] direction and slowest (longer onset time) for the crystal oriented along the [111] direction, in agreement with the experimental data. The variation of onset times with coherence order is also observed to depend on the dimensionality of the spin system. The variation is sub-linear in the cubic CaF_2 system and displays an approximate $n^{2/3}$ dependence. The inset in Figure 6 shows that the onset times obtained for FAp, the quasi-one-dimensional spin system, vary linearly with coherence number, in marked contrast to the results from CaF_2 .

A variety of models have been proposed to describe

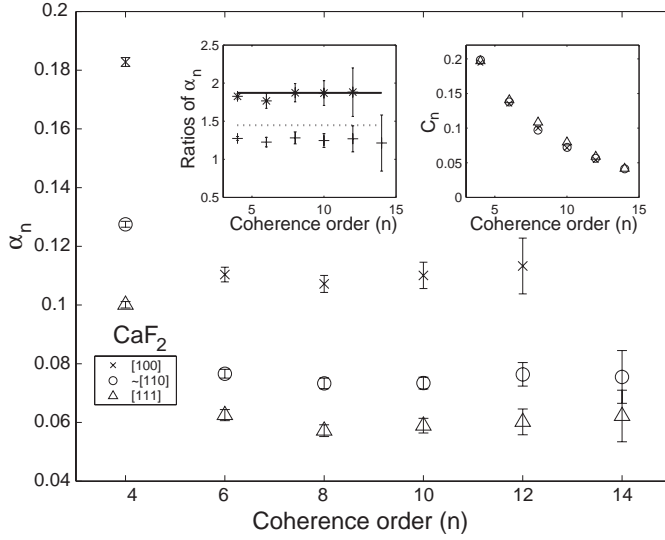


FIG. 5: The values of α_n for different orientations in CaF_2 . The left inset shows the ratios $\alpha_{[100]}/\alpha_{[111]}$ (*) and $\alpha_{\sim[110]}/\alpha_{[111]}$ (+). The calculated ratios of the mean dipolar coupling, obtained by averaging over 26 nearest neighbors, $[100]/[111]$ (solid line) and $\sim[110]/[111]$ (dotted line) are also shown. The right inset shows the values of C_n 's for different orientation in CaF_2 .

the dynamics under a multiple-quantum Hamiltonian. The most commonly used model involves a random walk among the components of the Liouville space basis set \hat{P}_{Knp} , subject to the selection rules of the multiple quantum Hamiltonian¹⁷. The model replaces the Liouville-von Neumann equation by a set of coupled rate equations with exponential solutions

$$\frac{d}{dt}\mathbf{g} = \mathbf{R} \cdot \mathbf{g} \quad , \quad (16)$$

where the vector \mathbf{g} contains the coefficients g_{Knp} . All possible configurations that contribute to a particular coherence are assumed to be present in equal measure, and the resulting growth of the spin system is described by a hopping procedure between the allowed points on the lattice (shown in Figure 1). Under this assumption, the hopping rates are solely determined by the degeneracies of the coupled states. The model thus eliminates any oscillatory solutions and precludes the possibility of quantum interference effects playing a role in the evolution. The model also ignores the geometrical arrangement of the spin system and the specific distribution of dipolar coupling coefficients responsible for driving the evolution. All spin systems display a universal growth kinetics, as long as the dynamics are scaled by a lattice parameter that represents the mean dipolar coupling strength of the system, similar to the parameter α_n obtained above. A numerical solution of the coupled equations for the multiple quantum evolution was observed to yield sigmoidal growth curves for the various coherence orders¹⁷. Limitations to this model have been discussed elsewhere²¹.

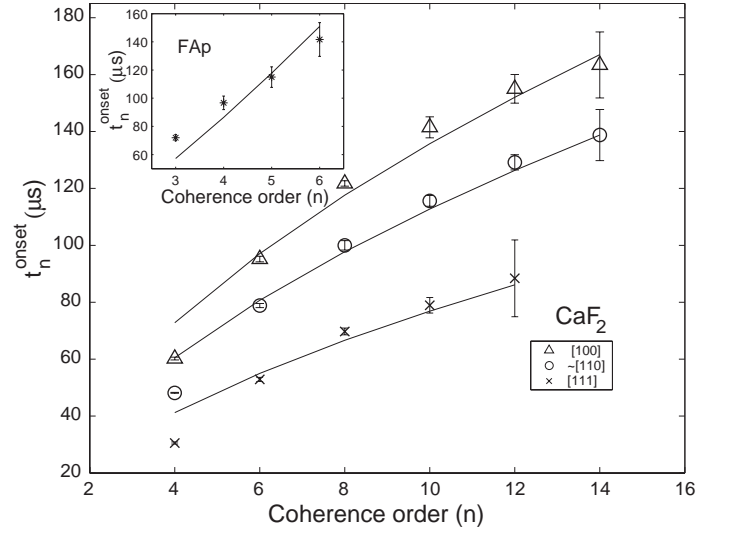


FIG. 6: Onset time of multiple-spin correlations for different crystal orientations in CaF_2 . The inset shows the onset times for the FAp sample. Odd coherence orders for the FAp sample were obtained using a y -basis encoding on the same initial state. The continuous lines represent the best fits of Eq. (20) to the data, assuming that the same equation is valid for coherence number as well.

Munowitz and Mehring¹¹ used this model to numerically simulate the growth of multi-spin dynamics of the FID in a 21-spin system. In order to track the development of correlations among the spins, they defined an induction time t_K over which a particular K -spin coherence reaches half its maximum value. This parameter is very similar to the experimentally measured onset times of the different coherence orders described here. Figure 7 of Ref. 11 shows the variation of induction time with the number of correlated spins. The numerical results show that the variation of the induction time is sub-linear for small numbers of correlated spins (< 10), in agreement with the experimental data. For larger numbers of correlated spins, however, there is a marked deviation from the sub-linear behavior, as the effects of the finite system size (21 spins) begin to manifest themselves in the simulations. The number of correlated spins would have to approach the number of spins in the sample ($\approx 10^{21}$) before such effects would be observed experimentally. While providing some insight into the growth of the dynamics for the cubic spin systems, it is seen that the model does not do a very good job at describing the one-dimensional spin system. It is in this situation that the spin geometry plays a dominant role.

Gleason and co-workers have proposed an alternate model to describe the growth of spin correlations that emphasizes the geometrical ordering of spins²². By aggregating over the different configurations and coherence orders, i.e. summing over n and p in Eq. (11) the density operator $\hat{\rho}$ is expressed as a sum of terms with spin

number K and coefficients g_K ,

$$\hat{\rho}(t) = \sum_{K=0}^N g_K(t) \hat{P}_K \quad (17)$$

where $g_K \hat{P}_K = \sum_{np} g_{Knp} \hat{P}_{Knp}$. Essentially this model assumes a single effective K -spin operator that incorporates all the possible spin and spatial configurations of the K spins. The resulting model for spin propagation through a lattice yields a differential equation for the coefficients $g_K(t)$ of the form

$$\frac{d}{dt} g_K = -i (W_{K-1}^f g_{K-1} + W_{K+1}^r g_{K+1}) \quad (18)$$

where the rate constants W^f and W^r correspond to the forward and reverse rates respectively. Under the assumption that the spatial grouping of the K spins is continuous, and that only the nearest neighbor couplings are important, the forward rate (and equivalently the reverse rate) can be expressed as $W_K^f \propto D n_n n_s$, where D is the strength of the nearest neighbor coupling, n_s is the number of spins on the surface of the spatial grouping, and n_n is the number of neighboring spins coupled to each spin. New spins are added on the surface of the correlated spin cluster. While n_n is a constant, the term n_s would differ significantly for spin systems of different dimensionalities, and can be expressed as $n_s \propto K^{1-1/d}$ where d is the dimensionality of the spin system. For a linear spin chain $d = 1$ and n_s is independent of K , while for a cubic spin system, $d = 3$ and $n_s \propto K^{2/3}$. While this model does not discuss coherence order, the dimensional dependence does agree with the experimental results, if the onset time characterizes the effective rate constant. In the limit of large K , the rate constants $W_{K-1}^f \approx W_{K+1}^r$, and the coefficients $g_K(t)$ are approximately given by

$$g_K(t) \propto i^{K-1} \left[\tanh \left(\beta t K^{-1/d} \right) \right]^K \quad (19)$$

where β is proportional to the mean dipolar coupling. With appropriate choice of normalization, the magni-

tude of $g_K(t)$ as given by Eq. (19) strongly resembles the sigmoidal growth characteristics of the multiple quantum coherence intensities shown in Figure 4. An onset time can be obtained from Eq. (19) by setting $[\tanh(\beta t K^{-1/d})]^K = 1/2$, yielding

$$t_{1/2} = \frac{\eta}{\beta} K^{1/d} \operatorname{arctanh} \left(2^{-1/K} \right) \quad (20)$$

where η is a constant scaling factor. Figure 6 shows the best fit of Eq. (20) to the experimental data, assuming that the model holds true for coherence number as well. It is seen that there is excellent agreement at larger values of n for the cubic CaF_2 system. The values of η/β obtained from the fit are 37.47 in the [111] direction, 31.13 in the [110] direction and 21.22 in the [001] direction. Their inverses are in the ratio 1:1.46:1.76 for [111]:[110]:[100] which is in excellent agreement with the theoretically calculated values shown earlier. For the linear FAp system, Eq. (20), which is linear for large K , is observed to be weakly superlinear at these small values of K^{23} .

The constancy of α_n in the sigmoidal plots in Figure 4 and the good agreement observed between the observed onset times and Eq. (20) indicate that the spin dynamics are dominated by the nearest-neighbor interactions in this regime. This is not surprising, as we are still operating in the short time regime. Higher-order spin processes, if significant, would be expected to manifest themselves at later times, leading to a deviation from the simple model behavior described above.

In conclusion, we have presented a new experimental method to characterize multi-spin dynamics in solid-state NMR free induction decay. The initial creation of coherences were observed to follow a sigmoidal growth curve, with the onset times characterizing the dynamics of the spin system. These dynamics in turn were critically dependent on the geometrical arrangement of the spins as expected.

The authors thank D. Greenbaum, P. Capperello and T. S. Mahesh for helpful discussions, and the NSF, ARO and DARPA DSO for financial support.

-
- ¹ J. H. van Vleck, *Phys. Rev.* **74** 1168 (1948).
 - ² I. J. Lowe and R. E. Norberg, *Phys. Rev.* **107**, 46 (1957).
 - ³ A. Abragam, *Principles of Nuclear Magnetism* (Clarendon Press, Oxford, 1961)
 - ⁴ A. Ludin and B. N. Provotorov, *Phys. Lett. A* **55**, 426 (1976)
 - ⁵ F. Lado, J. D. Memory and G. W. Parker, *Phys. Rev. B* **4**, 1406 (1971).
 - ⁶ B. V. Fine, *Phys. Rev. Lett.* **79**, 4673 (1997).
 - ⁷ A. A. Nevzorov and J. H. Freed, *J. Chem. Phys.* **112**, 1425 (2000).
 - ⁸ A. A. Nevzorov and J. H. Freed, *J. Chem. Phys.* **115**, 2401 (2001).
 - ⁹ M. Engelsberg, I. J. Lowe and J. L. Carolan, *Phys. Rev. B*

- 7**, 924 (1973).
- ¹⁰ M. Engelsberg and I. J. Lowe, *Phys. Rev. B* **10**, 822 (1974).
- ¹¹ M. Munowitz and M. Mehring, *Chem. Phys.* **116**, 79 (1987).
- ¹² W. -K. Rhim, A. Pines and J. S. Waugh, *Phys. Rev. B* **3**, 684 (1971).
- ¹³ D. G. Cory, J. B. Miller and, A. N. Garroway, *J. Magn. Reson.* **90**, 205 (1990)
- ¹⁴ C. Ramanathan, H. Cho, P. Capperello, G. S. Boutis and D. G. Cory, *Chem. Phys. Lett.* **369**, 311 (2003).
- ¹⁵ Y. -S. Yen and A. Pines, *J. Chem. Phys.* **78**, 3579 (1982).
- ¹⁶ J. Baum, M. Munowitz, A. N. Garroway and A. Pines, *J. Chem. Phys.* **83**, 2015 (1985).
- ¹⁷ M. Munowitz, A. Pines and M. Mehring, *J. Chem. Phys.*

- 86**, 3172 (1987).
- ¹⁸ D. Suter, S. B. Liu, J. Baum and A. Pines, *Chem. Phys.* **114**, 103 (1987).
- ¹⁹ The conservation of coherence order under the dipolar Hamiltonian is a consequence of the truncation of the non-secular components of the dipolar interaction in a strong Zeeman field. The non-secular components can change coherence orders by ± 1 or ± 2 .
- ²⁰ G. Cho and J. P. Yesinowski, *J. Phys. Chem* **100**, 15716 (1996).
- ²¹ S. Lacelle, *Adv. Magn. Opt. Reson.* **15** 173 (1991).
- ²² D. H. Levy and K. K. Gleason, *J. Phys. Chem.* **96**, 8125 (1992).
- ²³ Examining Eq. (18), we see that during the initial growth of g_K is dominated by W_{K-1}^f as $g_{K+1} = 0$. Thus the incremental time to go from a $(K-1)$ -spin system to a K -spin system is inversely proportional to W_{K-1}^f . Applying this recursively, we obtain a general expression for the onset time $t_K = \eta H_{K-1}^{1-1/d}$, where η is a constant and H_n^r is a generalized Harmonic number of order r . The fits obtained with this equation are also in good agreement with the experimental data, and appear to be functionally identical to the Eq. (20) in the range of large K .