

Inter-Intra Molecular Dynamics as an Iterated Function System

KUNIIHIKO KANEKO

*Department of Basic Science, University of Tokyo and
ERATO Complex Systems Biology, JST
Komaba, Meguro-ku, Tokyo 153-8902, Japan*

PACS. 82.39.Rt – Reactions in complex biological systems.
PACS. 87.15.-v – Biomolecules: structure and physical properties.
PACS. 05.45.Ra – Coupled Map lattice.

Abstract. – The dynamics of units (molecules) with slowly relaxing internal states is studied as an iterated function system (IFS) for the situation common in e.g. biological systems where these units are subjected to frequent collisional interactions. It is found that an increase in the collision frequency leads to successive discrete states that can be analyzed as partial steps to form a Cantor set. By considering the interactions among the units, a self-consistent IFS is derived, which leads to the formation and stabilization of multiple such discrete states. The relevance of the results to dynamical multiple states in biomolecules in crowded conditions is discussed.

Biological units (biomolecules) have internal dynamics which are often in the same order of magnitude as those caused by interactions between different units. Furthermore, the internal relaxation times can be very long as was e.g. shown in recent experiments on complex biomolecules like Ribozymes, some proteins, and so forth [2, 1]. Besides this slowness in relaxation, the molecules also take multiple conformations dynamically.

On the other hand, molecules in a cell are in a very crowded situation, as for example was beautifully illustrated by Goodsell [3], leading to relatively frequent collisional interactions. Then, in contrast to the standard situation, the time scale of the internal relaxation is in the same order of magnitude or even slower than that of the interaction as has also been discussed by Mikhailov and Hess [4]. In this case, if the magnitude of the forces for the two are of the same order, the interaction cannot be treated as perturbation, and such “inter-intra dynamics” may lead to novel behaviors unexpected from internal dynamics. Here we investigate the possibility that molecules with slow relaxation time scales, when put in crowded conditions, may exhibit novel dynamical states that are not expected when solely considering single molecular dynamics (see also [5].) To be specific, we consider the situation that the internal dynamics have just single stable state, and seek for the possibility that just random collisional interaction with other molecules induce multiple stable states.

Instead of studying a realistic molecular process, we choose a rather abstract model, to propose a novel ‘crowdedness-effect’ and to describe it in simple dynamical systems. We will

show that iterated function systems (IFS) [7], originally studied in the mathematics of fractals, will be relevant to study such inter-intra dynamics, by making several extensions.

Here, we explain what we mean by “collision” (or collisional interaction) in the present Letter. A biomolecule often has some binding sites. When a specific molecule binds to such a site, conformational change in the molecule often occurs, before it is released. We call such a process a ‘collision’ in this Letter, i.e., the process of binding of a specific molecule leading to a specific conformational change and its release (see Fig.1a schematically). By this collision, the molecules are excited so that in this crowded condition with frequent collision, they are assumed to be in a nonequilibrium state.

Concretely, we consider situations where the average time between molecular collisions t_c is less than or in the same order of magnitude as the internal relaxation time of each molecule t_r . Instead of attempting to simulate realistic dynamics of complex biomolecules, we consider an abstract model here in order to obtain insights into possible novel features in systems with slow internal relaxation and frequent interaction, as a first step to understanding interacting biomolecule dynamics. We take a simple internal state of a “molecule” X_i that is represented by a scalar variable x_i . For example, one can consider a toy molecule with an internal angular variable x , as schematically shown in Fig. 1a. As a starting point, we take the simplest form of relaxation of this internal state towards $x = 0$,

$$dx_i/dt = -\gamma x_i + \sqrt{\gamma T} \eta(t), \quad (1)$$

with white Gaussian noise $\eta(t)$, $\gamma = 1/t_r$, and T the temperature. Hence the distribution of x_i approaches Gaussian around $x = 0$ as the collision frequency decreases. In the toy molecule of Fig.1a the energy is at a minimum when the molecule is straight.

In general, collisions with other molecules induce changes in the internal states such that $x_i \rightarrow x'_i$ which are assumed to occur randomly with the rate $r_c = 1/t_c$. As a simple idealization, let us represent this change as the map $x \rightarrow x' = f(x)$ which of course will depend on the species of the colliding molecules. Representation of the change of internal state by collision as a mapping is a simplification. Still, by writing the collision and release of some molecule by mechanics, the internal state after this process is given as a mapping from the initial state. As an abstract example, let us consider the case where there are other molecule species Y_1, Y_2, \dots, Y_k ($k > 1$), and by a collision, the state of molecule X_i changes as $x_i \rightarrow f_j(x_i)$ ($j = 1, \dots, k$) [6]. Thus the collision process is represented by a mapping, whose form depends on the molecules species that collide. Now we study an ensemble of molecules X_i , to see how the distribution of the states x_i depends on $r = r_c/\gamma$.

Note that in the limit of $\gamma \rightarrow 0$ (i.e., $r \rightarrow \infty$), this problem is reduced to an IFS. Iterated function systems have extensively been studied in fractal geometry, dynamical systems theory as well as in the context of image data compression [7,8]. It was e.g. shown that the stationary distribution of the states x obtained through random iterations of functions with these contracting mappings can take infinitely many peaks on a Cantor set. On the other hand, in the limit of $r \rightarrow 0$ the distribution of internal state x approaches just normal distribution, given by the Langevin equation (1). For a finite value of r , and under finite temperature T , it is then expected that the complete Cantor set by the original IFS is destroyed. Still, several states may remain, which will be interesting since the molecule in a less crowded condition (with small r) takes only a single state. If so, the formation of these multiple states are a salient feature of “crowdedness”. Hence, we first discuss, how the behavior in the original IFS is altered for a finite value of r and finite temperature T .

As a simple example, we consider the case $k = 2$ with

$$f_1(x) = a_1(x - 1) + 1; f_2(x) = a_2(x + 1) - 1. \quad (2)$$

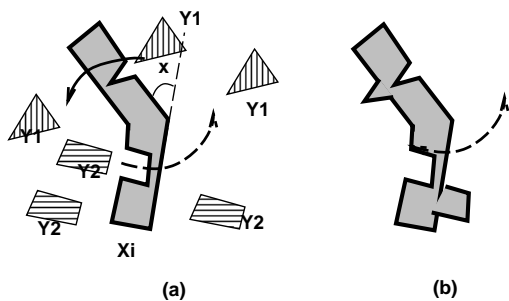


Fig. 1 – A toy molecule, that may illustrate the internal variable x . It has two binding sites, and when the “triangle” molecule Y_1 collides (binds) to the corresponding site, a conformational change to a positive angle direction occurs, while the “square” molecule leads to a different conformational change. In (b), multiple units of a single type of molecule collide with each other. When $x < 0$, the “triangle” part is at the outside so that it can bind to the triangle hole of another molecule more easily, and vice versa.

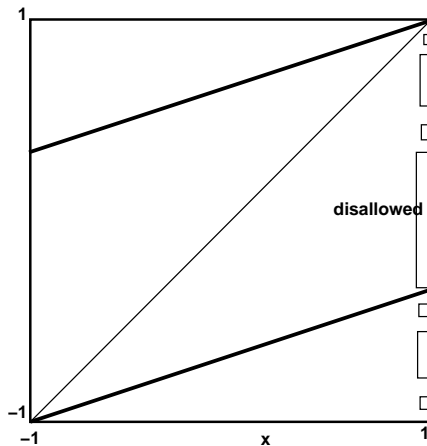


Fig. 2 – One-dimensional map of eq.(2), with $a_1 = a_2 = 1/3$. The values of x which belong to the invariant measure of the IFS consisting of these two maps can simply be obtained by successively removing the preimages $f^{-j}(X_k)$, starting from the interval $X_0 = [2a_2 - 1, 1 - 2a_1]$, which leads to a standard Cantor set, that is constructed by removing the middle one-third segments successively.

as illustrated in Fig.2 where the state x_i of the molecule X_i moves towards $+1$ or -1 , depending on which molecule type Y_j ($j = 1, 2$) it collides with. The molecule state x is shifted either to ± 1 keeping some memory of the original state value x before the collision, to the degree of a_j ($j = 1, 2$). Thus x takes the value between x and ± 1 with the weight $a_j : 1$. This is an interpretation of the model equation (2). For example, in the toy model described in Fig.1, there are two types of colliding molecules: triangles and squares. Depending on the type, the binding site on X_i where a molecule attaches is different, so that the direction of the angle change is opposite.

Let us consider the distribution of the state values x when the collision process is repeated. In the limit of $r \rightarrow \infty$ the distribution of the state values x is shown to form a Cantor set if $a_1 + a_2 < 1$, i.e., if there is a gap between the maps f_1 and f_2 , as displayed in Fig.2. (This is easily understood by considering the distribution function invariant in time, as constructed by the inverse of the map (2)). This invariant measure on the Cantor set does not rely on the specific linear form of eq.(2), but is general as long as there are (at least) two stable fixed points around which the map is contracting (sufficiently, corresponding to the condition $\sum_j a_j < 1$).

For finite r and finite temperature T , we numerically studied our model by colliding two types of equally distributed molecules with a rate r_c . We obtain the stationary distribution of x by taking a large number of molecules, or by sampling the values of x of a single molecule over time. (The results of the two methods agree as expected from ergodicity). As shown in Fig.3a, several peaks are observed in the distribution with the increase of $r > 1$. Even though the whole Cantor set structure is not observed for finite r , multiple peaks are clearly

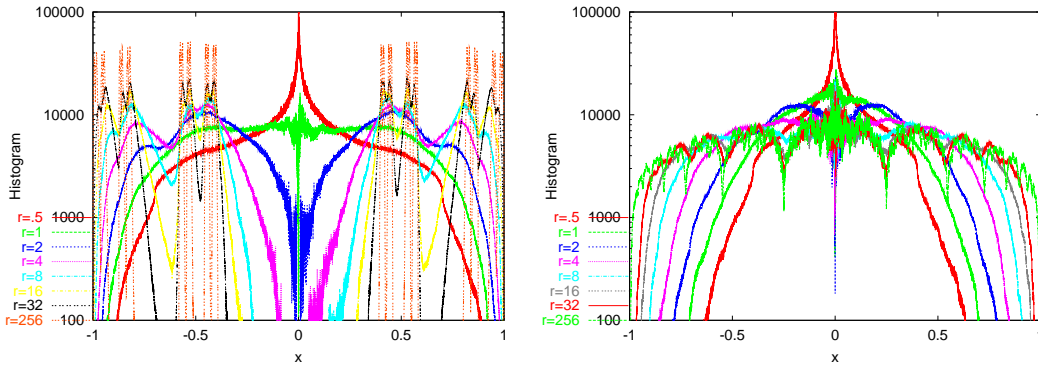


Fig. 3 – Histogram $P(x)$ for various values of r and fixed $\epsilon = 0.01, \gamma = 0.01$. (a) $a_1 = a_2 = .3$, (b) $a_1 = a_2 = .6$. The histogram is obtained from 5×10^8 iteration steps after discarding the initial transients, and sampled with a bin size 0.001. $T = 0.01$.

discernible for $r > 1$. Several discrete states of x are formed through the molecular collisions, even if the original relaxation dynamics has just a single stable state. The peaks successively split as r increases, so that many discrete states are formed. Fig.4 shows that the number of peaks in the distribution versus r displays a power-law increase with an exponent that is consistent with that for the increase of the peaks against the precision in the Cantor-set construction, $-\log 2/\log a$ (for the present example with $a_1 = a_2 = a$). In other words, an increase of the collision frequency corresponds to an increase of the precision in the Cantor set construction. This power law is not altered much by changing γ or T , while for large T (i.e., larger noise), the increase is suppressed. Also, even if the condition for the Cantor set $\sum a_j < 1$ is not satisfied, the multiple broad peaks appear, as shown in Fig.3b.

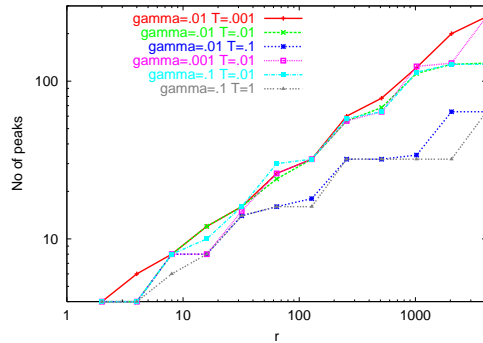


Fig. 4 – The number of peaks in $P(x)$ plotted as a function of r . $a_1 = a_2 = .3$. The distribution $P(x)$ is obtained in the same way as in Fig.3. Results from several values of γ and T varied over 0.001, 0.01 and 0.1, as displayed in the figure, are overlaid.

So far we have discussed the case where molecule X collides with only a finite number of other molecule species, Y_1, \dots, Y_k . Now, we consider the case where there is a single type of colliding molecule, but instead it has a continuous state so that the change of molecule X by it depends on the state of the Y molecule whose internal state is represented by the variable y . (Or one can consider the case that the change of x by collision depends on how it collides,

e.g., the angle of the collision, which corresponds to y .) In other words, the state change of x_i is given by a family of function $g(x_i, y)$ parametrized by continuous y , instead of $f_j(x)$, for discrete j . Here the distribution of y is given by some distribution function $\rho(y)$. The question now is whether the discretization of states appears even for this continuous case. (As a dynamical system, this provides a novel class of problem, i.e., a continuous IFS). As a specific example, we investigate

$$g(x, y) = a(x - f(y)) + f(y); f(y) = \tanh(\beta y) \quad (3)$$

where, for simplicity, we take $\rho(y) = \text{constant}$ over $[-1, 1]$. In the limit of $\beta \rightarrow \infty$, the model reduces to eq. (2), and here we are interested in how the behavior is altered for finite β . The distribution of $P(x)$ obtained in this case is depicted in Fig.5(a) which shows the existence of a Cantor-set type structure as β increases beyond 2. To have these multiple peaks in the distribution, threshold-type dynamics ($\tanh(\beta y)$ with $\beta > 1$) is necessary, a situation which often exists in molecular interactions or in biological systems in general.

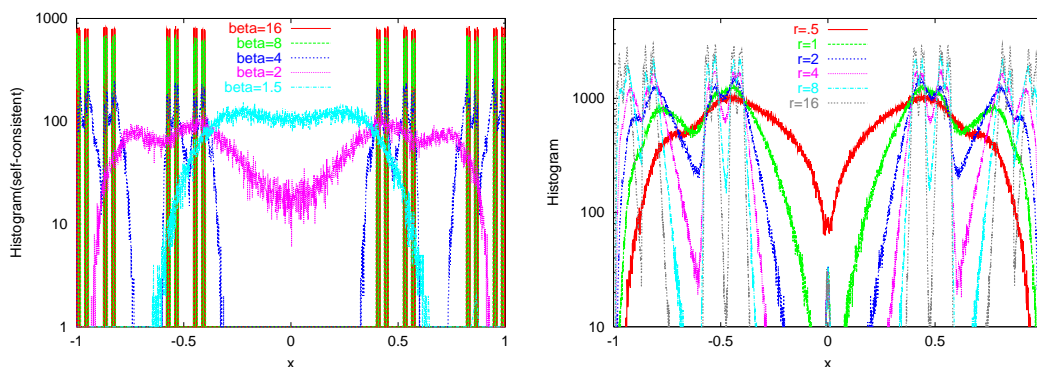


Fig. 5 – (a) Distribution $P(x)$ of the states x , for the model (3) with $a = 1/3$. For simplicity, the internal relaxation dynamics is not included here (only for this figure) by taking $\gamma = 0$, while, these discrete states are again stable as long as $r_c/\gamma > 1$, as discussed for Fig.3. (b) Self-consistent formation of many discrete states. A snapshot distribution $P(x)$ of the states x is plotted for the model (4) by using 10^6 molecules with $a = 0.3$ and $\beta = 8$. $T = 0.01$, and $\gamma = 0.01$.

Thus far we have discussed the situation where the distribution of $\rho(y)$ is given in advance. There are cases, however, in which the distribution of the state x influences the distribution of the state of the colliding molecules. For example, assume that X is an enzyme protein with multiple catalytic activities and that it depends on the shape of X which molecule it can catalyze. Then, the production rate of molecule species Y_j depends on the distribution of $P(x)$, with the internal variable x as an index of the shape. If this influence of the distribution of x on the distribution of Y molecules is sufficiently fast, the fraction of Y molecules can be regarded to change instantaneously and the distribution of y is replaced by the distribution of x .

Alternatively, one can simply consider the collision dynamics just among X molecules such that it depends on the configuration of the colliding molecule what type of collision takes place (for example, consider the modified toy model in Fig. 1b). In these cases, the state change of a molecule X_i by a collision with a molecule X_j is given by the mapping $x_i \rightarrow g(x_i, x_j)$. If the distribution of x_j were given and fixed, this would be nothing but the IFS discussed above. As the distribution of X changes by the collisions however, the problem is represented by a "self-consistent IFS".

As a specific example, consider the case

$$g(x_i, x_j) = a(x_i - y) + y; y = \tanh(-\beta x_j). \quad (4)$$

The result of a numerical simulation of this model is given in Fig.5(b) where it can be seen that the distribution has again multiple peaks when r is larger than 1, i.e. when the collisions are frequent. With the increase of r , peaks successively split thus discretizing the states. There are already 4 peaks for $\beta = 2$, and as the threshold function is steeper, more peaks are formed, again mirroring a few steps in the construction of a Cantor set. These discrete states corresponding to peaks are stabilized “self-consistently” through interactions with other X molecules and are stable against noise and the influence of the relaxation dynamics.

To sum up, we have shown that multiple discrete states can be formed as partial Cantor sets, through collisions of molecules, even if the single molecule dynamics has just a single stable state. This process is possible when the time scale of the collisional interaction is similar to or faster than the internal relaxation time scale and when there are several types of interactions that cause different conformational changes. In this sense, observed is a novel class of phenomena, i.e., the formation of multiple internal states due to the crowdedness of molecules. The discretization of states becomes clearer as the ratio of collision frequency to internal relaxation time increases. Note that although this Cantor set structure is not complete, several steps of this structure are observed as discrete states, despite the presence of internal relaxation and noise. Hence it is demonstrated that iterated function systems, originally introduced as abstract mathematical models, are relevant to molecular dynamics, while an extension to a continuous family of functions in the IFS is also introduced. Furthermore, when there is a feedback to the distribution of the internal states from the distribution of the colliding molecules, a novel class of statistical dynamics is introduced that could be termed a self-consistent IFS (SIFS). Note that in the limit of $r \rightarrow \infty$, the SIFS is nothing but a random-update version of a globally coupled map [9], where the distribution of the states x_i can show collective motion. By taking, for example, a non-monotone map of $g(x_i, x_j)$ for x_i , there are cases that the distribution function changes in time.

Another extension of the present approach will be an explicit use of the population dynamics of the colliding molecules Y_j , instead of the adiabatic elimination of Y_j molecules as adopted in the SIFS. For example, by assuming that the type of molecule Y_j is synthesized depending on the state x , the production rate of the molecules Y_j is proportional to $\int_{x \in I_j} \rho(x, t) dx$, where $\rho(x, t)$ is the density of the state x at a given time t , and I_j is the range of x values that catalyzes the synthesis of Y_j . By introducing the population dynamics $dN_j/dt = c \int_{x \in I_j} \rho(x) dx - \Gamma N_j$ for molecule species Y_j , and the collision dynamics $x_i \rightarrow f_j(x_i)$ as in eq.(2), self consistent dynamics on the distribution $\rho(x, t)$ is derived that couples with the population dynamics of N_j as above. This model was also studied numerically and it is found that, besides the appearance of multiple peaks in the distribution, the height of the peaks can change over time, suggesting the existence of the collective motion well-known to occur in globally coupled maps.

As for the use of the relaxation dynamics, one might question the origin of the relaxation itself since one can argue that it occurs through collisions with other molecules such as water molecules. In general, the time scale or the size of such ‘heat-bath’ particles causing relaxation should be much smaller than that of the colliding molecules Y , and if this is indeed so, then the model investigated here will be justified.

On the other hand, it would also be interesting to consider a model in which the relaxation process is treated as resulting from collisions with other particles representing the heat-bath (e.g., water molecules). Numerical study of such model again showed the emergence of discrete

peaks validating the overall approach advocated here.

The aim of the present Letter is the proposition of a theoretical framework where (self-consistent) IFS are applied to molecular dynamics. As an illustration a very simple model for collision and relaxation dynamics is discussed here, while a variety of straightforward extensions, such as higher-degrees of freedom for internal dynamics, more realistic collision dynamics and feedbacks with several types of molecules, will be discussed in the future. Indeed, the kinds of molecular dynamics occurring in cells are much more complex since there is a huge variety of colliding molecule types and high-dimensional relaxation dynamics even with regards to single biomolecules. It will be interesting to investigate how the proposed concept is relevant to, or is extended to, such cases. On the other hand, it is interesting to note that multiple conformations in Ras proteins have been observed, and that these are thought to have different functions in a cell [2]. Although further studies are necessary, the mechanism studied here suggests that the conformations of such plastic proteins change depending on the concentrations of the molecules themselves and on the molecules they collide with. We expect to see the stabilization of the discrete states through the interaction with other molecules, as well as the switching among these states.

Finally, the present discretization of states by IFS can also be applied to systems with internal dynamics and 'kicking' interactions in general [10]. The dynamics of coupled neurons can also be discussed along these lines, while the relevance of Cantor sets in neural information processing has been pointed out by Tsuda [11]. Several extensions of IFS as proposed here will provide novel theoretical schemes for analyzing biological systems that exhibit the formation of stable, discrete states through synergies between interaction and internal dynamics.

The author would like to thank H. Takagi, T. Yanagida, Y. Sako, Y. Sato, S.Sasa and F.H. Willeboordse for illuminating discussions.

REFERENCES

- [1] X.Zhuang et.al. *Science* 296, 1473 (2002), L.Edman and R.Rigler *PNAS* 97(15), 8266 (2000), H.P.Lu et.al. *Science* 282, 1877 (1998)
- [2] Y.Ito et.al. *Biochemistry* 36, 9109 (1997), Y.Arai, H. Takagi, T. Yanagida et al., private communication.
- [3] D.S. Goodsell, *The machinery of Life*, Springer 1998
- [4] B. Hess and A. Mikhailov, *Science* **264**, 223 (1994).
- [5] A. Mikhailov and B. Hess, *J. Theor. Biol.* **176**, 185 (1995); P. Stange et al., *J. Phys. Chem. B* **102**, 6273 (1998)
- [6] Of course, fluctuations can be added as a noise term but here we have not done so as the effect of fluctuations can be considered incorporated in the term $\eta(t)$, and consequently no qualitative change is introduced by adding noise to $f_j(x_i)$. Also, finite time interval for collision, i.e., between binding and release, can be introduced, which again does not lead to essential change of the result.
- [7] M. Barnsley, "Fractals Everywhere", Academic Press, 1988; K. Falconer, "Fractal Geometry - Mathematical Foundations and Applications", John Wiley, 2003
- [8] J.M. Deutsch, *Phys. Rev. Lett.* 52, (1984) 1230; L.Yu, E. Ott, and Q. Chen, *Phys. Rev. Lett.* 65, (1990) 2935; N. Kataoka and K. Kaneko, *Physica D* 138 (2000) 225
- [9] K. Kaneko, *Physica* 41 D (1990) 137; *Phys. Rev. Lett.* 65 (1990) 1391; *Physica* 55D (1992) 368; S. Morita and T. Chawanya, *Phys.Rev. E* 65 (2002) 046201
- [10] D. S. Broomhead, private communication.
- [11] I. Tsuda, *Behav. Brain Sci.*, 24 (2001) 793.