

# Synchronizability of degree correlated networks

M. di Bernardo<sup>\*</sup>, F. Garofalo<sup>\*</sup>, F. Sorrentino<sup>\*†</sup>

**Abstract**—This paper is concerned with the investigation of the effects that the presence of degree correlation has on the synchronization of a network of coupled nonlinear oscillator. The main result is that disassortative networks are found to synchronize better. Specifically, synchronizability is enhanced when nodes characterised by low degree are more likely to be connected to nodes with higher degree. The case of weighted, directed networks of oscillators is also considered. It is shown that disassortative mixing always enhances synchronization even if a weighted, directed coupling is used to connect the oscillators.

## I. INTRODUCTION

Recently, much research effort has been spent to characterise the synchronizability of networks of nonlinear oscillators [1], [2], [3]. Typically, a network of nonlinear oscillators consists of  $N$  identical oscillators coupled through the edges of the network itself. Each oscillator  $\{x_i, i = 1 \dots N\}$  is characterized by its own dynamics described by a nonlinear vector field, say  $f = f(x)$ , and is influenced by the output function of its neighbors represented by another nonlinear term, say  $h = h(x)$ . Thus the equations of motion are the following:

$$\frac{dx_i}{dt} = f(x_i) - \sigma \sum_{j=1}^N \mathcal{L}_{ij} h(x_j), \quad i = 1, 2, \dots, N, \quad (1)$$

where  $\sigma$  is the overall coupling strength, and  $\mathcal{L} = \{\mathcal{L}_{ij}\}$  is the Laplacian associated to the network topology [4]. This model has been shown to be representative of interactions that frequently occur in many different application areas, as biology, sociology and more importantly technological and communication systems [5], [6], [7], [8], [9], [10].

An important feature of a given network of nonlinear oscillators is its synchronizability defined as the ability of all oscillators to synchronize on a common evolution. It was shown in [11], [1], that the key for synchronizability is linked to the choice of an appropriate coupling weight  $\sigma$  in (1) which, as commonly done in the literature on network synchronization, we will assume at first to be the same for all oscillators in the network. It was observed that either a too high or too low value of  $\sigma$  can prevent synchronization. Moreover, the network topology was discovered to have a big influence on its synchronizability. In particular it was shown in [1] that the eigenratio  $R = \frac{\lambda_N}{\lambda_2}$  between the highest eigenvalue and the lowest eigenvalue of the Laplacian associated to the network structure is an essential measure of the network synchronizability, i.e. the higher the eigenratio, the larger

the range of values of  $\sigma$  for which synchronization may be achieved.

At the same time, researchers in the field of complex networks have focused their attention on strategies to characterise the main statistical properties of real world networks. The main discovery in this context was that the degree distribution in real networks follows a power law, i.e. the probability of having a node of degree  $k$  (i.e. having  $k$  edges connected to it), scales as  $k^{-\gamma}$  where  $\gamma$  is a network dependent constant [12], [13], [14]. Networks characterized by a power law degree distribution (highly heterogenous) are termed scale-free networks. Surprisingly, it was observed that this property is a universal feature, being common to very different types of networks [15], [12].

Heuristically, this correspond to the fact that in real networks there are often many nodes with low degree and only few nodes, termed as *hubs*, which have many connections. Such a characterization is particularly relevant since it has been shown to have important effects on the dynamics occurring over the network, such as the spreading of epidemics [16], [17] or the distribution of packets in traffic dynamics over the network [18], [19], [20]. Thus, an immediate question arises on whether topological properties of the network can have any influence on the synchronizability properties of a network of nonlinear oscillators. As recently discussed in [2] (see sec. 2 below for further details) such an effect can indeed be observed in scale-free networks, which are characterized by high heterogeneity in the degree distribution.

Sofar, the studies of the effects of the network topology on its synchronizability have focussed mainly on the presence of scale free topologies or patterns in the network [2], [3], [21], [22], [23], [10], [24]. Recently, it has been suggested that real networks can often exhibit other important features. For example, in [25], [26] it was suggested that networks can exhibit mixing by vertex degree. A network is said to show mixing by vertex degree or degree correlation when it has the property that nodes in the network are attached preferentially to other nodes according to their degree. Specifically, when vertices of a given degree are more likely to be attached to vertices with similar degree, the network is said to be *assortative* or positively correlated. When, instead, low degree nodes tend to be connected to high degree ones and vice versa the network is termed as *disassortative* or negatively correlated.

The presence of correlation has been detected in many real-world networks. Classical examples of assortative mixing, much studied in the sociological literature, are the preference shown in many social groups for individuals to associate with others of approximately the same age, or belonging to the same ethnic group [25]. Interestingly, from the analysis of

<sup>\*</sup> Department of Systems and Computer Science, University of Naples Federico II, Naples, Italy

<sup>†</sup> Corresponding author. E-mail: fsorrent@unina.it

real networks, it was noticed that social networks are typically characterized by positive correlation, while technological and biological networks show typically a disassortative structure [25]. For instance, in [27], data on the structure of Internet at the AS level was analysed and it was discovered that degrees of neighboring vertices are negatively correlated, that is high degree nodes are more likely to be connected to low degree ones rather than to other high-degree nodes. Internet therefore was found to exhibit disassortative mixing.

The main aim of this paper is to investigate the relationship between the presence of degree correlation and the network synchronizability properties. Specifically, we shall seek to characterise how the presence of correlation on the network affects the synchronizability of the nonlinear oscillators at the nodes. We will show that correlation has indeed an effect on synchronizability. Our main finding is that disassortative networks (i.e. networks where nodes with low degree are more likely to be connected to nodes of high degree) synchronize better. Thus, as will be further discussed in the paper, we conjecture that the presence of negative degree correlation often detected in technological and particularly biological networks might be motivated by its benefits in terms of the network synchronizability.

The rest of the paper is organised as follows. In Sec II we will report the effects on synchronizability of heterogeneity in the degree distribution, which is typical of scale free networks. In Sec III, we will analyze how degree correlation can influence network synchronizability, for different types of degree distributions. Finally, in Sec IV, we will analyze the effects of an opportunely weighted coupling, in order to enhance synchronization, also with respect to the variations in the degree correlation.

## II. SCALE FREE NETWORKS AND SYNCHRONIZABILITY

As mentioned above, the main feature of scale free networks, which is typical of real world networks, is an high heterogeneity in the degree distribution (higher than in purely random networks). In [2] the relationship was analyzed between network structure and synchronizability and an interesting phenomenon was observed which was termed "the paradox of heterogeneity"; that is, although heterogeneity in the degree distribution, leads to a reduction in the average distance between nodes (the so called *small world* effect [28]), it may suppress synchronization.

Interestingly in [2], the transition of the underlying network from scale free (power law distributed) to random (poisson distributed) was shown to have a big impact on the eigenratio  $R$  of the Laplacian eigenvalues. Namely, a decrease of the heterogeneous nature of the network was discovered to yield, as a result, a reduction of  $R$ , thus increasing the synchronizability properties of the network itself.

In order to explain the effect of network degree distribution on synchronizability (the so called "paradox of heterogeneity" [3]), the following relationship was found in [2] that is valid for any connected network. Specifically, it was shown that

$$(1 - \frac{1}{N}) \frac{k_{max}}{k_{min}} \leq R \leq (N - 1) k_{max} \ell_{max}^e D_{max} \overline{D}, \quad (2)$$

where  $k_{min}$  and  $k_{max}$  are the minimum and maximum node degrees;  $\overline{D}$  and  $D_{max}$  are the graph characteristic path length and diameter;  $\ell_{max}^e$  is the maximum of the normalized *load* on the links [29].

Eq. (2) was derived assuming the absence of any degree correlation on the network. In what follows, we shall seek to analyze both the effects of heterogeneity and correlation in the degree distribution.

## III. DEGREE CORRELATION AND SYNCHRONIZABILITY

### A. Correlation measures

In [25] and [26], a novel observable was introduced as a measure of degree correlation in networks. In particular, the coefficient  $r$  was proposed in [26] as a normalized measure of degree correlation, defined as the Pearson statistic:

$$r = \frac{\sum_{ij} ij(e_{ij} - q_i q_j)}{\sigma_q^2}, \quad (3)$$

where  $q_k$  is the probability that a randomly chosen edge is connected to a node having remaining degree  $k$  (the remaining degree is given by the actual degree minus 1, since we are excluding the starting edge);  $\sigma_q$  is the standard deviation of the distribution  $q_k$  and  $e_{ij}$  represents the probability that two vertices at the endpoints of a generic edge have degree  $i$  and  $j$  respectively. Thus the correlation measure,  $r$ , as defined by (3), is given by the average distance between the effective distribution,  $e_{ij}$ , of links between nodes of degrees  $i$  and  $j$  and the theoretical distribution that would be observed in the case the network were uncorrelated, i.e.  $q_i q_j$ . Positive values of  $r$  indicate assortative mixing, while negative values characterize disassortative mixed networks.

Moreover, a strategy was devised in [26] to generate networks with a given degree distribution and a desired correlation coefficient  $r$ . This strategy is based on a Monte Carlo methodology to change the combination of connections between vertices according to their degree in order to guarantee the network to exhibit the desired correlation properties at the end of the process (see [26] for further details).

We will follow a similar approach to generate networks with the same number of nodes and degree distribution characterised by different (desired) correlation properties. In so doing, we will introduce a simpler measure of degree correlation  $\hat{r}$  to estimate the assortativity or disassortativity of a given network. We will show that the technique presented in [26] can still be used using  $\hat{r}$  rather than  $r$  in order to generate networks with a desired degree correlation.

We start by dividing the vertices of the network in two classes, one say  $L$ , containing vertices with degree  $k$  less than some threshold value  $\hat{k}$  and the other say  $H$ , containing vertices with degree higher than  $\hat{k}$ . Without loss of generality, in what follows, we assume that  $\hat{k}$  is chosen so that the network vertices are divided into two classes containing roughly the same number of nodes. Specifically, we assume that  $\hat{k}$  is chosen so that the sets  $L$  and  $H$  contain exactly  $N/2$  vertices. (This means that, some times, nodes with the same degree might be split between the two classes. This might be avoided by introducing explicitly the number of nodes in each class

say  $n_L$  and  $n_H$  as two additional parameters and reworking the derivation below in terms of this new quantities. We have found that doing this complicates the analysis while yielding the same qualitative results. Therefore in what follows we assume, without loss of generality, that  $n_L = n_H = N/2$ .)

We then consider all the vertices in  $L$  as having average degree  $k_L = \frac{\sum_{v \in L} k_v}{N/2}$ , and all vertices in  $H$  as having average degree  $k_H = \frac{\sum_{v \in H} k_v}{N/2}$ .

According to this construction the probability of having a vertex in  $L$ , is equal to that of having one in  $H$ , i.e.  $p(k_H) = p(k_L) = 0.5$ . Thus, the probability, say  $q_i$ ,  $i \in \{L, H\}$ , of finding a vertex of remaining degree equal to  $k_L$  or  $k_H$  respectively, at the endpoint of a generic edge picked up randomly within the network, is given by:

$$q_L = \frac{k_L}{k_L + k_H}, \quad q_H = \frac{k_H}{k_L + k_H} \quad (4)$$

Now, we propose that the presence of degree correlation in the network can be estimated by using a new coefficient,  $\hat{r}$  defined as:

$$\hat{r} = \frac{\sum_{i \in \{L, H\}, j \in \{L, H\}} k_i k_j (e_{ij} - q_i q_j)}{\sigma_q^2}, \quad (5)$$

where  $e_{i,j}$  ( $i, j = \{L, H\}$ ) is the probability of finding an edge connecting nodes belonging to L or H to nodes in L or H respectively (e.g.  $e_{LH}$  is the probability that an edge connects a node belonging to the class of low-degree nodes to one belonging to the class of high-degree ones).

Note that, using (4),  $\sigma_q^2$  can be recast in terms of  $k_L$  and  $k_H$ , after simple algebraic manipulations, as follows:

$$\begin{aligned} \sigma_q^2 &= (q_L k_L^2 + q_H k_H^2) - (q_L k_L + q_H k_H)^2 \\ &= \frac{k_L k_H (k_L - k_H)^2}{(k_L + k_H)^2}. \end{aligned} \quad (6)$$

Also,  $\hat{r}$  can be expressed alternatively as:

$$\hat{r} = \frac{1}{\sigma_q^2} \mathbf{k}^T (\mathbf{E} - \mathbf{q} \mathbf{q}^T) \mathbf{k} \quad (7)$$

where

$$\mathbf{k} = \begin{pmatrix} k_L \\ k_H \end{pmatrix}, \quad \mathbf{E} = \begin{pmatrix} e_{LL} & e_{LH} \\ e_{HL} & e_{HH} \end{pmatrix}, \quad \mathbf{q} = \begin{pmatrix} q_L \\ q_H \end{pmatrix}$$

It is worth mentioning here that this measure provides an estimate of the correlation degree of the network but differs from the correlation index (3) defined in [25], [26]. In particular, (3) is based on the exact degree of the vertices at each of the link endpoints in the network. The quantity defined in (5), instead, accounts only for whether connections in the networks are between high degree nodes (belonging to the set L) and low degree ones (belonging to the set H).

Nonetheless, we found the new coefficient to be easier to compute in applications and to be conceptually equivalent to the one in [25], [26] in the sense that it provides a reliable indication of the assortative - disassortative nature of the network under investigation. A comparison between the correlation measure given by the two indices  $r$  and  $\hat{r}$  for a network with fixed degree distribution but varying correlation

according to the methodology presented in [26] was carried out through extensive numerical simulations. It was found that  $|r| \leq |\hat{r}|$ . Therefore, networks which are classified as clearly assortative (disassortative) using  $r$  are also classified as such using  $\hat{r}$ . Moreover when  $\hat{r} \in [-0.3 \ 0.3]$ , then typically  $r \in [-0.1 \ 0.1]$  for all values of  $\gamma$  of interest. Therefore, the properties highlighted in the rest of the paper will be even more emphasized when correlation is measured using  $r$  rather than  $\hat{r}$ .

Now using the new coefficient  $\hat{r}$ , it is possible to derive an expression for the coefficients of the matrix  $\mathbf{E}$  associated to a network with a given value of  $\hat{r}$ . From (7), we have that:

$$\mathbf{k}^T (\mathbf{E} - \mathbf{q} \mathbf{q}^T) \mathbf{k} = \sigma_q^2 \hat{r}, \quad (8)$$

So, if a symmetric matrix  $\mathbf{M}$  exists such that  $\mathbf{k}^T \mathbf{M} \mathbf{k} = 1$ , from (8) we have:

$$\mathbf{k}^T \mathbf{E} \mathbf{k} = \mathbf{k}^T \mathbf{q} \mathbf{q}^T \mathbf{k} + \mathbf{k}^T \hat{r} \sigma_q^2 \mathbf{M} \mathbf{k}, \quad (9)$$

and thus,

$$\mathbf{E} = \mathbf{q} \mathbf{q}^T + \hat{r} \sigma_q^2 \mathbf{M}. \quad (10)$$

Note that, as pointed out in [26],  $\mathbf{M}$  can be computed using the fact that it must be symmetric, it must satisfy  $\mathbf{k}^T \mathbf{M} \mathbf{k} = 1$  and moreover must not vary the total amount of links connecting the nodes belonging to each class (i.e. it has all row and column sums zero).

Specifically in our case, it is straightforward to show that there is a unique matrix  $\mathbf{M}$  satisfying these constraints:

$$\mathbf{M} = \{m_{ij}\} = \begin{pmatrix} \frac{1}{(k_L - k_H)^2} & \frac{-1}{(k_L - k_H)^2} \\ \frac{-1}{(k_L - k_H)^2} & \frac{1}{(k_L - k_H)^2} \end{pmatrix} \quad (11)$$

Note that, using (6) and (10),  $\mathbf{E} = \{e_{LH}\}$  can be rewritten as follows:

$$\mathbf{E} = \frac{1}{(k_L + k_H)^2} \begin{pmatrix} k_L^2 + \hat{r} k_L k_H & k_L k_H - \hat{r} k_L k_H \\ k_L k_H - \hat{r} k_L k_H & k_H^2 + \hat{r} k_L k_H \end{pmatrix} \quad (12)$$

We can now use the new coefficient  $\hat{r}$  and the matrix  $\mathbf{E}$  associated to a desired value of  $\hat{r}$  to generate networks with a given degree distribution and a desired value of the correlation coefficient  $\hat{r}$ .

To start with, we will use the network building model presented in [30], analogous to the one analyzed in [2]. Firstly, assigned a degree distribution of the form  $p(k) \sim k^{-\gamma}$ , we generate a sequence of numbers  $k_i \geq k_{min}$  drawn from the given distribution (the random configuration can be recovered in the limit of  $\gamma = \infty$ ). Each number represents the degree of a node in the network. Then, we choose pairs of nodes at random and connect them, avoiding repeated links and self-connections.

The next stage is to perform a series of moves on the network edges in order for the resulting network to exhibit the desired value of the correlation index  $\hat{r}$ . To this aim, given  $\hat{r}$ , we partition the network nodes in the two sets  $L$  and  $H$  according to their degree and compute the average node degrees,  $k_L$  and  $k_H$ , of nodes belonging to the two

classes respectively. Using these quantities we then compute the probability matrix  $\mathbf{E}$  using (12).

Then, in order to achieve the desired correlation, we apply a procedure similar to the one presented in [25], [26]. Specifically, we choose two links connecting pairs of nodes and evaluate to which groups the nodes at their endpoints belong; for each edge we enumerate four different possibilities: L-L, L-H, H-L, H-H. Then we consider a possible rewiring of this two edges. For example suppose to have selected two edges of types  $L-L$ ,  $H-H$  and to examine a rewiring yielding to replace these connections with two new ones:  $L-H$ ,  $H-L$ . Then we make the move with probability (see [26],[31] for more details):

$$P = \min \left( \frac{e_{LH}e_{HL}}{e_{LL}e_{HH}}, 1 \right). \quad (13)$$

We have checked that analogous results and a faster convergence can be achieved if we decide whether such a move should be taken or not, based on the effects that rewiring the vertices would have on the network correlation. Indeed, by choosing appropriately whether to exchange or not the endpoints for a couple of edges (i.e. choosing an appropriate acceptance rule for the move being considered) and repeating iteratively the procedure for quite a long time, it is possible to reach the desired correlation value  $\hat{r}$  (see also [32]). In our case, a rewiring of the pair of edges considered at each step is indeed performed if the value of  $\hat{r}$  that the network would exhibit if the rewiring were performed is found to be closer to the desired one, otherwise the edges are left unchanged<sup>1</sup>.

Note that each move affects  $e_{ij}$  ( $i, j = \{L, H\}$ ) and thus the correlation parameter  $\hat{r}$ , while it does not modify the degree distribution, which was fixed at the beginning of the rewiring procedure. Therefore, this procedure is an excellent method to investigate the effects of varying correlation on the network, without interfering with the degree distribution.

Extensive numerical simulations have shown that using  $\hat{r}$  to estimate the network correlation and construct networks with desired correlation properties yields qualitatively the same results that would be obtained if  $r$  defined as in (3) were used instead. From a theoretical viewpoint, this can be easily understood if  $\hat{r}$  is thought of as an estimate of  $r$  based on partitioning the network nodes in  $P$  groups according to their degree and considering an equivalent network made of  $P$  nodes with equivalent degree equal to the average degree of each of the  $P$  groups. As the number  $P$  of node groups considered increases the value of  $\hat{r}$  was found to converge numerically to the value of  $r$  as expected. Moreover, for our purposes, taking  $P = 2$  was found to be sufficient to describe the phenomena of interest. A more detailed study of the relationship between  $r$  and  $\hat{r}$  is beyond the scope of this paper and will be published elsewhere.

### B. Effects of correlation on synchronizability

Equipped with a method to generate networks with the same degree distribution but different correlation properties, we can

<sup>1</sup>Alternatively, we could compare the values of the coefficients of the probability matrix  $\mathbf{E}$  which would be observed if the rewiring were performed with their desired values computed according to (12)

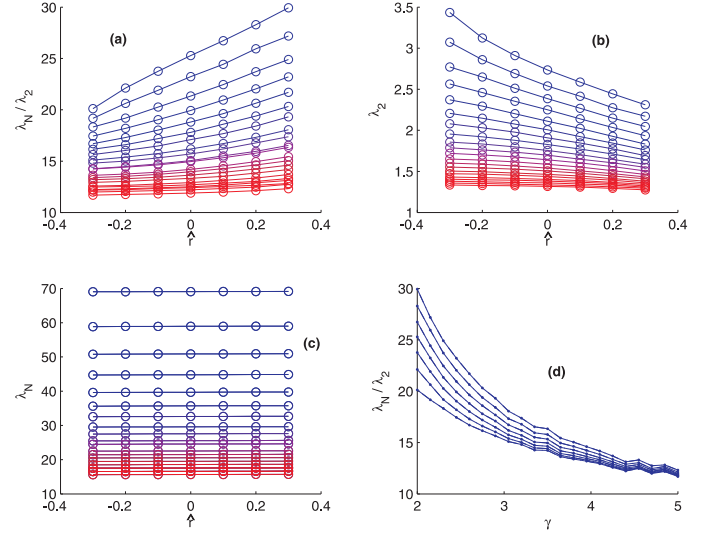


Fig. 1. Synchronizability of degree correlated networks of size  $10^3$  nodes,  $k_{min} = 5$ . Behavior of the eigenratio  $\lambda_N/\lambda_2$  (a), of the second lowest eigenvalue  $\lambda_2$  (b) and of the highest one  $\lambda_N$  (c), as functions of the correlation coefficient  $\hat{r}$ , for  $\gamma$  varying from 2 (blue line) to 5 (red line) in steps of 0.2. (d) The eigenratio as function of  $\gamma$  as varying the correlation coefficient  $\hat{r}$  from  $-0.3$  (bottom line) to  $0.3$  (top line) in steps of 0.1. All the plots are averaged over  $10^2$  realizations.

now explore the effects that the presence of correlation has on the network synchronizability. Here, we investigate these effects numerically. Analytical bounds to explain the numerical observations will be given in the next section.

Fig. 1(a) shows the effects of varying the degree correlation on the Laplacian eigenratio  $R$  for different values of the degree distribution exponent  $\gamma$ . For all values of  $\gamma$ , we observe a reduction of  $R$  for decreasing values of the correlation. This means that disassortative mixing enhances the network synchronizability. Interestingly, as depicted in Fig. 1(b) and Fig. 1(c), we observe that, under variations of the correlation parameter, the changes in  $R$  seem to be due only to variations of  $\lambda_2$  while  $\lambda_N$ , the largest eigenvalue of the Laplacian, is found to be practically independent from  $r$ . Fig. 1(d) shows the evolution of  $R$  under variations of  $\gamma$  for different values of the correlation coefficient  $r$ . As discussed in [2], in the case of uncorrelated networks ( $r = 0$ ), synchronizability improves for increasing values of  $\gamma$ . We find that, as shown in Fig. 1(d), this is still the case when degree correlation is introduced. A consistent decrease of the values of  $R$  for the same value of  $\gamma$  is observed when the network is disassortative, i.e.  $r < 0$ .

We can therefore state that disassortative networks synchronize better than assortative ones. We conjecture that this might be an important factor determining why biological and technological networks have been found to exhibit negative degree correlation. For example, networks of nonlinear oscillators in biology are often found to synchronize for biological purposes. Thus, according to our findings, we suggest that Nature might have chosen disassortative network topologies to facilitate this synchronization process.

In what follows, we propose a way of estimating analytical bounds on the Laplacian eigenvalues which provide a theo-

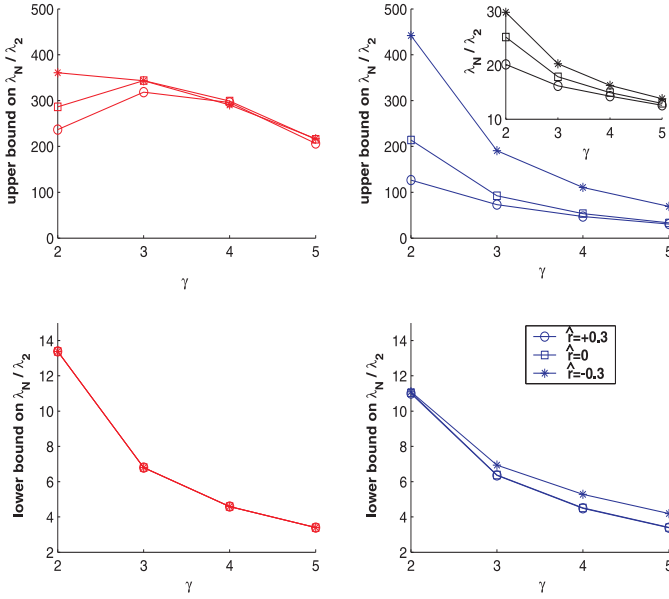


Fig. 2. Plots of the upper and lower bounds on the eigenratio  $\lambda_N/\lambda_2$  as functions of  $\gamma$  for different values of  $\hat{r} = [-0.3, 0, 0.3]$ . The figure shows the comparison between the bounds given by (2) (on the left panels) and those given by (23) (on the right panels). In the inset is shown the behavior of the actual eigenratio.  $N = 10^3$ ,  $k_{min} = 5$ .

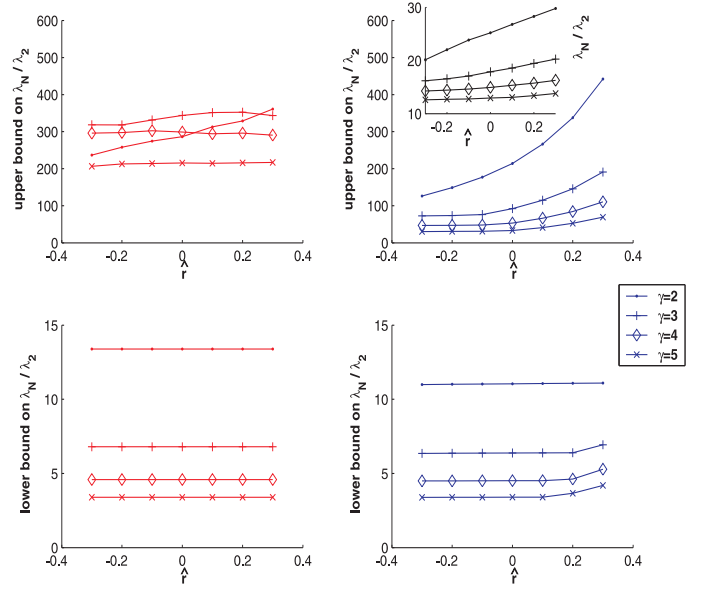


Fig. 3. Plots of the upper and lower bounds on the eigenratio  $\lambda_N/\lambda_2$  as functions of  $\hat{r}$  for different values of  $\gamma = [2, 3, 4, 5]$ . The figure shows the comparison between the bounds given by (2) (on the left panels) and those (23) (on the right panels). The inset shows the observed behavior of the eigenratio.  $N = 10^3$ ,  $k_{min} = 5$ .

retical explanation for the numerical results presented in this section.

#### IV. ANALYTICAL BOUNDS ON THE LAPLACIAN EIGENVALUES

Analytical estimates of the Laplacian eigenvalues have been already used in the literature to explain the effects of the network topological features on its synchronizability properties. For example, the analytical bounds given by (2), were used in [2] to explain the changes observed in the eigenratio  $R$  as the parameter  $\gamma$  was varied in a scale-free network topology. We found that, although these bounds should hold for any generic network topology, they seem to be inappropriate to account for the changes in  $R$  observed in the network when degree correlation is introduced. In particular, as shown in Figs. 2 and 3, the values of the upper bounds on  $R$  computed according to (2) give estimates which (i) are further away from the observed values of the eigenratio and more importantly (ii) do not reproduce the behaviour of the eigenratio under variation of the network degree correlation.

Therefore, in order to explain what happens physically when changing the correlation and why it affects the measures of networks synchronizability, we shall seek to define new analytical bounds based on the mathematical theory of graph spectra. In particular, as  $\lambda_N$  was found to be almost independent from the correlation coefficient  $r$ , we will focus on estimating the effects of correlation on the eigenvalue  $\lambda_2$ , the parameter known as *algebraic connectivity of graphs* [4]. In so doing, we will make use of some fundamental results in the field of *algebraic graph theory*. Specifically, we will use the so-called Cheeger inequalities that find application in the solution

of isoperimetric problems [33], [34]. Before presenting the derivation of the new bounds on  $\lambda_2$ , we recall briefly in what follows the main aspects of such inequalities.

##### A. Cheeger Inequalities: an overview

Given a graph, consider a subset of edges which disconnects the graph in two parts, also termed as a *cut*. Isoperimetric problems examine optimal relations between the size of the cut and the size of the separated parts. For a given subset of vertices, say  $S$ , we define  $h_G(S)$  as the quantity given by:

$$h_G(S) = \frac{\mathcal{D}(S)N}{|S|(N - |S|)}, \quad (14)$$

where  $\mathcal{D}(S)$  is the number of edges in the boundary of  $S$  and  $|S|$  is the number of vertices in  $S$ . The Cheeger constant of a graph is defined as follows:

$$h_G = \min_S h_G(S), \quad (15)$$

Remarkably, it can be shown that the following *Cheeger inequality* holds [33]. Namely, we have:

$$\lambda_2 \leq h_G. \quad (16)$$

Note that finding the subset  $S$  such as to achieve the minimization of  $h_G(S)$  is known to be an NP-hard problem [35]. We will show below that this problem can be overcome to compute the bounds of interest.

Another interesting inequality in spectral geometry is due to Mohar [34]:

$$\lambda_2 \geq k_{max} - \sqrt{k_{max}^2 - h'_G{}^2}, \quad (17)$$

where  $h'_G = \min_S \frac{\mathcal{D}(S)}{|S|}$ .

We will show next how inequalities (16) and (17) can be used to estimate more accurate upper and lower bounds on  $\lambda_2$ .

### B. Estimating bounds on $\lambda_2$

We propose to obtain an upper bound on  $\lambda_2$  by using (16). To overcome the limitations due to the computation of the subset  $S$  that minimizes  $h_G(S)$ , we will follow a stochastic approach in order to estimate  $h_G(S)$ , starting from the available information we have on the network. We will assume, using similar assumptions to those taken to generate a network with a given degree correlation, that the network presents as noticeable features only the degree distribution and the correlation specified; all other aspects being completely random.

Then, having fixed the degree sequence, we would be able to give a full characterization of a randomly chosen subset  $S$  in terms of the number of nodes  $n = |S|$  in it, the number of nodes, say  $n_H$ , among them belonging to the group of nodes  $H$  with high degree, and the network correlation measure  $\hat{r}$ . Notice that the number of nodes in the low degree set,  $L$ , is given by  $n_L = n - n_H$ , that is, we have completely defined the *degree distribution* of  $S$ . Moreover it is worth noting that the subset  $S$  is not supposed to satisfy any particular condition, not even of being connected.

Now, we observe that the number of edges in  $\mathcal{D}(S)$  is given by the total number of edges starting from the vertices in  $S$ , less the ones, say  $\mathcal{I}$ , that are contained in  $S$ , i.e. connecting endpoints both belonging to  $S$ .

Thus we can estimate  $\mathcal{I}(S)$  and  $\mathcal{D}(S)$  as follows:

$$\begin{aligned} \mathcal{I}(S) &= \mathcal{I}(n, n_H, \hat{r}) \\ &= \frac{e_{HH}n_H^2 + 2e_{HL}n_H(n - n_H) + e_{LL}(n - n_H)^2}{\frac{k_H + k_L}{N-1}}. \end{aligned} \quad (18)$$

and

$$\mathcal{D}(S) = \mathcal{D}(n, n_H, \hat{r}) = n_H k_H + (n - n_H)k_L - 2\mathcal{I}. \quad (19)$$

Then,  $h_G(S)$  can be computed using (14). Note that, using (19) and (19),  $h_G(S)$  can be thought of as a function  $h_G(n, n_H, \hat{r})$ . Hence, a numerical optimization technique can be used to solve the problem of finding  $h_G$  such that  $h_G = \min_{n, n_H} h_G(n, n_H, \hat{r})$ .

Therefore, the minimum value  $h_G$ , can be found that according to (16) provides an upper bound for  $\lambda_2$ .

Moreover, after some algebraic manipulations, we also find that

$$\frac{\partial h_G(S)}{\partial \hat{r}} \propto \frac{\partial \mathcal{D}(S)}{\partial \hat{r}} = -2 \frac{(2n_H - n)^2}{(N - n)n} \frac{k_L k_H}{k_L + k_H} \leq 0 \quad (20)$$

Since, for all  $n$  and  $n_H$ ,  $\frac{\partial h_G(n, n_H, \hat{r})}{\partial \hat{r}} \leq 0$ , then we have that  $\frac{\partial(\min_{n, n_H} h_G(n, n_H, \hat{r}))}{\partial \hat{r}} \leq 0$ , and thus:

$$\frac{\partial h_G}{\partial \hat{r}} \leq 0. \quad (21)$$

Therefore, we can predict analytically that  $h_G$  and hence  $\lambda_2$  will be decreasing as the degree correlation is increased

and, as a consequence, the degree eigenratio  $\frac{\lambda_N}{\lambda_2}$  will increase for higher values of the correlation coefficient. As shown in Figs. 2 and 3, this is indeed what is observed with the new bound on  $\lambda_2$  ( $\lambda_N$  is shown to be almost independent from  $r$  in Fig. 1) giving a much better estimate of the behaviour of the eigenratio with respect to both changes in the degree distribution and the degree correlation. (In Fig. 2 the bound is computed taking the minimum of  $h_G(r)$  on both  $n$  and  $n_H$ ).

Interestingly, fixing  $n$  and  $n_H$ , the slope  $\frac{\partial h_G(n, n_H, \hat{r})}{\partial \hat{r}}$  is proportional to  $\frac{k_L k_H}{k_L + k_H}$  that analogously to  $\frac{\partial \lambda_2}{\partial r}$  is a quantity decreasing with  $\gamma$ .

Using (17), we can also get a lower bound on  $\lambda_2$ . Then following an approach similar to the one used above to compute the upper bound, it is easy to show that the lower bound in (17) has to decrease with  $\hat{r}$  (note that when making the correlation change, the degree distribution is fixed and thus,  $k_{max}$  cannot vary with  $\hat{r}$ ). Then since both the upper and the lower bounds have to decrease with  $\hat{r}$ , also  $\lambda_2$  is expected to have the same trend.

Note that these estimates do not take into account higher order effects, such as the clustering and the formation of closed loops within the subset  $S$ , that are known to be more frequent in assortative mixed networks [36] [37]. Indeed, considering also these in the computation of the upper and lower bounds (16) (17), would yield as a result a steeper slope of the trend of  $h_G$  vs.  $r$  (and hence to a higher slope of the bounds on  $\frac{\lambda_N}{\lambda_2}$  in Fig.3).

### C. Estimating bounds on $\frac{\lambda_N}{\lambda_2}$

In order to compare directly the bounds (2) with the ones introduced in this paper, we will show how they differently predict the behaviour of the eigenratio  $R$ . In so doing, we will use the bounds on  $\lambda_N$  (that was observed numerically not to depend on  $r$ ) given in [35]:

$$\frac{N}{N-1} k_{max} \leq \lambda_N \leq 2k_{max}. \quad (22)$$

From this relationship and the ones in (16) and (17) we easily get the following analytical bounds on the Laplacian eigenratio:

$$\frac{N}{N-1} \frac{k_{max}}{h_G} \leq \frac{\lambda_N}{\lambda_2} \leq \frac{2}{1 - \sqrt{1 - \frac{h_G^2}{k_{max}^2}}}. \quad (23)$$

The comparison between these bounds computed as explained above and those proposed in (2) are shown in Figs. 2 and 3. We observe that the upper bounds in (23) provide better estimates of changes in the eigenratio under variations of  $\gamma$  and more importantly  $r$  while the opposite happens in most cases for the lower bounds. We wish to emphasize that, when compared to the bounds given by (2), the novel bounds computed according to (23) seem to better replicate the observed behavior of the eigenratio under variations of both  $r$  and  $\gamma$ .

<sup>2</sup>Actually what we observe is that the minimum is always achieved either for  $n_h = 0$  or for  $n_h = n$

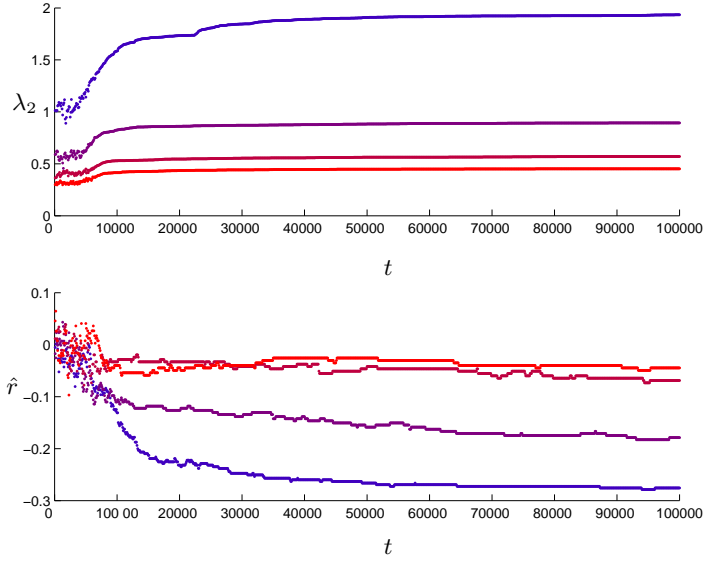


Fig. 4. Effects of the maximization of  $\lambda_2$  on the correlation parameter  $\hat{r}$  for four different networks with  $\gamma = [2, 3, 4, 5]$ .

## V. AN OPTIMIZATION APPROACH

The main result of the derivation presented above is the finding that disassortative networks synchronize better. We will now follow an alternative approach to validate this finding, by using nonlinear optimization methods. In particular, we noticed that the variation of the degree correlation affects mainly the Laplacian eigenvalue  $\lambda_2$ . Thus, we shall seek to find if varying the correlation, while keeping the degree distribution fixed, is indeed a good way of optimising the network synchronizability properties. This might be a solution to a classical problem in graph theory optimization which is the construction of expander graphs, i.e. highly efficient communication networks, characterized by high values of  $\lambda_2$  and therefore low values of the eigenratio  $R$  [38].

We will use a simulated annealing meta-heuristic technique [39], to solve the problem of maximising  $\lambda_2$  while keeping unchanged the network degree distribution. To this aim, given a network with a certain degree distribution, we will perform the following iterative procedure. At each iteration  $t$ , the endpoints of a randomly selected pair of edges are exchanged if  $\exp(-\frac{\Delta(\lambda_2)}{T}) > z$ , where  $z$  is a uniformly distributed random variable between 0 and 1,  $\Delta(\lambda_2)$  is the variation achieved in the objective function  $\lambda_2$  before and after the execution of the move and  $T$  is a control parameter, which by analogy with the original formulation of the simulated annealing procedure is known as the system 'temperature'. As the algorithm goes on, we make the temperature  $T$  decrease according to an *exponential cooling scheme* (see [40] for further details).

As shown in Fig. 4, while trying to maximize  $\lambda_2$ , we observe the spontaneous emergence in the network of interest of negative degree correlation, namely the increasing of its disassortativity.

Thus, following an entirely different approach, we come to the conclusion that if the degree distribution of a given

network is fixed, then to improve its synchronizability one has to introduce negative degree correlation among its node. This confirms that in evolutionary biological networks of nonlinear oscillators, disassortativity might be an emerging property caused by the necessity to optimise the synchronization process.

## VI. EFFECTS OF CORRELATION IN DIRECTED NETWORKS WITH WEIGHTED COUPLING

We have seen so far that scale-free and disassortative networks can synchronize better. In [41], it was shown that synchronizability can be further enhanced by an appropriate choice of the network coupling weights, that takes into account exclusively topological information. Specifically, it was found that in order to enhance the synchronizability of heterogeneous networks, the coupling matrix should have the form:

$$\mathcal{L}'_{ij} = \frac{\mathcal{L}_{ij}}{k_i^\beta}, \quad (24)$$

where the strength of the coupling, for each edge, is scaled by a power (with exponent  $\beta$ ) of the degree of the starting node.

In particular, in the case of heterogeneous networks, the optimal coupling was found to be the one where the coupling strength is inversely proportional to the degree of the nodes being connected, that is  $\beta = 1$  in (24). Note that this leads to asymmetric coupling. Take for example the link between an high degree and a low degree vertex. A coupling of the form (24), with  $\beta = 1$ , results in the low degree node having a much higher influence on the higher degree one than viceversa. Surprisingly, it was also observed that when a coupling of the form (24) is considered, heterogeneity in network connectivity does not affect synchronization negatively [3] (actually what

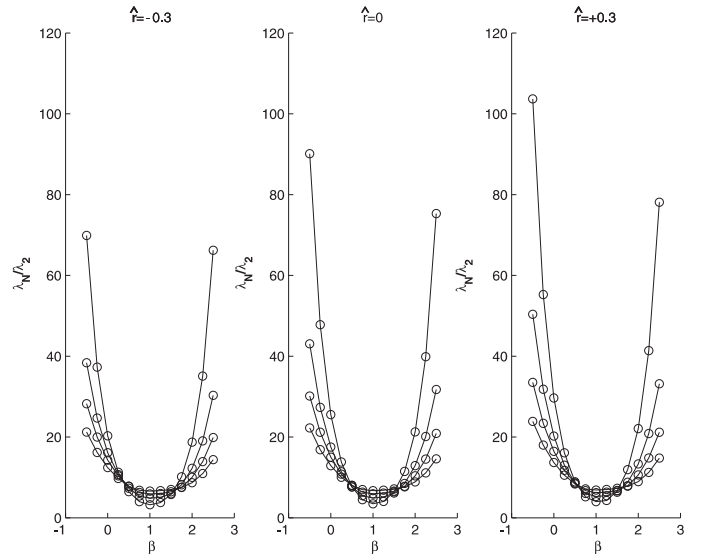


Fig. 5. Plots of  $\lambda_N/\lambda_2$  as varying  $\beta$  for different values of  $\gamma = [2, 3, 4, 5]$ . On the left we show a negatively correlated network ( $\hat{r} = -0.3$ ), on the right a positively correlated one ( $\hat{r} = 0.3$ ), in the center a network characterized by no correlation ( $\hat{r} = 0$ ).  $N = 10^3$ ,  $k_{min} = 5$ .

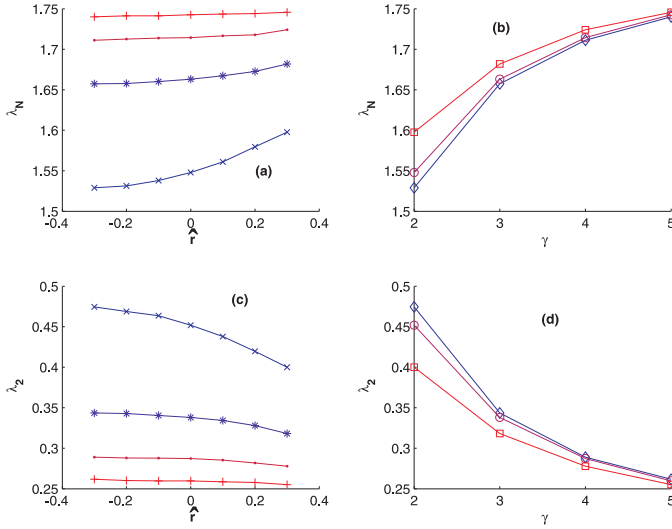


Fig. 6. Synchronizability of degree correlated networks in the optimal regime ( $\beta = 1$ ).  $N = 10^3$  nodes,  $k_{min} = 5$ . Behavior of the highest eigenvalue  $\lambda_N$  (a) and of the second lowest one  $\lambda_2$  (c), as functions of the correlation coefficient  $\hat{r}$ , for  $\gamma = [2, 3, 4, 5]$ . Behavior of the highest eigenvalue  $\lambda_N$  (b) and of the second lowest one  $\lambda_2$  (d), as functions of  $\gamma$ , for  $\hat{r} = [-0.3, 0, +0.3]$ . The legend is the same as in Figs. 7 and 8.

we observe is that heterogeneous networks behave better than homogeneous ones!). In [41] it was claimed that in the optimally coupled network ( $\beta = 1$ ), synchronizability is solely determined by the average degree, while heterogeneity could not play any role in the synchronization.

Here, we will show that, assuming a coupling of the form (24), the presence of degree correlation does not alter the optimal value for  $\beta$  and best synchronizability properties are observed when  $\beta = 1$  as in the uncorrelated case. Moreover, the presence of degree correlation unlike heterogeneity does continue to have an effect on network synchronizability, even in the optimal regime. (Namely, as in the case of unweighted coupling, disassortative mixing always enhances network synchronization.)

Rescaling the coupling matrix by higher powers of the nodes degree, leads to a reduction of both the highest and the lowest eigenvalue,  $\lambda_N$  and  $\lambda_2$ . Nonetheless, as shown in [41] for the case of uncorrelated networks and confirmed by our numerics reported in Fig. 2 for  $r \neq 0$ , the eigenratio  $R = \lambda_N/\lambda_2$  is characterized by a peaked minimum for  $\beta = 1$ .

Here, differently from the case of unweighted networks, the dependence of  $\lambda_N$  with respect to  $r$  is not negligible anymore when compared to that of  $\lambda_2$ ; thus the behavior of the eigenratio  $R$  as  $r$  varies, cannot be explained only in terms of the second smallest eigenvalue but is a combination of the changes of both eigenvalues (see Fig. 6(a) and 6(c)). The behavior of  $\lambda_2$  and  $\lambda_N$  under variations of  $\gamma$  for different values of  $r$  is shown separately in Fig. 6. When increasing  $\gamma$ , we observe a rise in  $\lambda_N$  and a decrease of  $\lambda_2$ , leading to an overall increase of the eigenratio  $R$  and therefore better synchronizability. Similarly, when  $r$  is varied from the disassortative ( $r < 0$ ) to the assortative ( $r > 0$ ) range, we

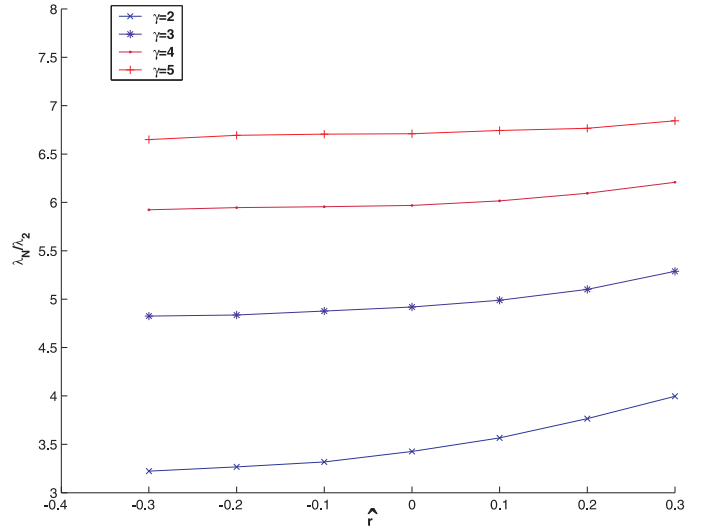


Fig. 7. Synchronizability of degree correlated networks in the optimal regime ( $\beta = 1$ ). Behavior of the eigenratio  $\lambda_N/\lambda_2$  as a function of the correlation coefficient  $\hat{r}$ , for  $\gamma$  varying from 2 (bottom line) to 5 (top line).  $N = 10^3$ ,  $k_{min} = 5$ .

observe a decrease in  $\lambda_2$  and an increase in  $\lambda_N$ , leading to a rise in the eigenratio  $R$ . Note that, since this happens for whatever a choice of  $\beta$ , we find that disassortative mixing always enhances synchronization.

The effects of correlation on the eigenratio  $R$  in the case of optimal synchronizability achieved when  $\beta = 1$  is fully illustrated in Figs. 7 and 8. As shown Figs. 7 and 8, we observe that negatively correlated networks continue to behave better than positively correlated ones for every  $\gamma$  and  $r$ . This indicates that the effects of correlation on  $R$  are not dampened by the presence of an appropriate coupling of the form (24). Fig. 8 also shows that heterogeneity continues to affect the synchronizability of weighted correlated networks, as the eigenratio depends on the value of the power law exponent  $\gamma$  even when  $r \neq 0$ .

## VII. CONCLUSIONS

The structure of many real world networks is characterized by non-trivial degree-degree correlation in network connections. This leads alternatively to disassortative mixing in biological and technological networks and assortative mixing in social networks. In this paper we have studied the effects of degree correlation on the network synchronizability. Specifically, we studied the effects of correlation on the Laplacian eigenratio, a parameter proposed in [1] as a measure of the synchronizability of a network of coupled nonlinear oscillators.

We have found that disassortative mixing, which is typical of biological and technological networks, plays a positive role in enhancing network synchronizability. The numerical observations were confirmed by the analytical estimates found for the Laplacian eigenratio which were shown to be better suited than other estimates previously introduced in the literature to describe the phenomena observed.

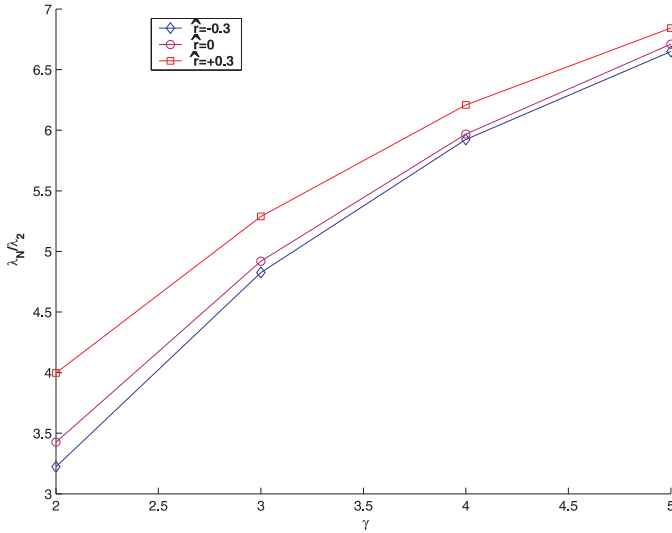


Fig. 8. Synchronizability of degree correlated networks in the optimal regime ( $\beta = 1$ ). Behavior of the eigenratio  $\lambda_N/\lambda_2$ , as a function of  $\gamma$ . The correlation coefficient  $\hat{r}$  is varied between  $-0.3$  (bottom line),  $0$  (central line) and  $+0.3$  (top line).  $N = 10^3$ ,  $k_{min} = 5$ .

Following [41], we then analyzed the effects of weighted and directed coupling of the form (24). We noticed that synchronizability seems to be optimal when the strength of the coupling along each edge is made inversely proportional to the degree of the starting node. When such coupling is considered, heterogeneity is found to be unable to suppress synchronization and more importantly that the presence of correlation continue to affect synchronization with disassortative weighted networks synchronizing better than assortative ones.

Thus, we conjecture that disassortative mixing has played the role of a self organizing principle in leading the formation of many real world networks as the Internet, the World Wide Web, proteins interactions, neural and metabolic networks. From a technological viewpoint, our results seem to indicate that disassortativity is indeed a desirable property in communication and engineering networks. Further work will be devoted to further analyse this aspect and understand the effects of degree correlation on the dynamics of traffic over the network when communication networks are considered. Some preliminary results in this direction were recently presented in [20].

## REFERENCES

- [1] M.Barahona and L.M.Pecora, "Synchronization in small-world networks," *Phys.Rev.Lett.*, vol. 89, no. 5, 2002.
- [2] T.Nishikawa, A.E. Motter, Y.Lai, and F.C.Hoppensteadt, "Heterogeneity in oscillator networks: Are smaller worlds easier to synchronize?," *Phys.Rev.Lett.*, vol. 91, no. 1, 2003.
- [3] A.E. Motter, C. Zhou, and J.Kurths, "Network synchronization, diffusion, and the paradox of heterogeneity," *Phys.Rev.E*, vol. 71, no. 016116, 2005.
- [4] B.Mohar, "The laplacian spectrum of graphs," *Graph Theory, Combinatorics, and Applications*, vol. 2, pp. 871–898, 1989.
- [5] Y.Kuramoto, *Chemical Oscillations, Waves and Turbulence*, Springer, Berlin, 1984.
- [6] A.T.Winfree, *The geometry of biological time*, Springer, New York, 1980.

- [7] G.B.Ermentrout and N.Kopell, "Frequency plateaus in a chain of weakly coupled oscillators," *SIAM J. Math. Analysis*, no. 15, pp. 215–237, 1984.
- [8] N.Kopell and G.B.Ermentrout, "Symmetry and phaselocking in chains of weakly coupled oscillators," *Commun Pure Appl. Math.*, no. 39, pp. 623–660, 1986.
- [9] X.F.Wang, "Complex networks: Topology dynamics and synchronization," *International Journal of Bifurcation and Chaos*, vol. 12, no. 5, pp. 885–916, 2002.
- [10] Y.Moreno, Miguel Vazquez-Prada, and Amalio F.Pacheco, "Fitness for synchronization of network motifs," *Physica A*, vol. 343, no. 279, 2004.
- [11] L.M.Pecora and T.L.Carroll, "Master stability functions for synchronized coupled systems," *Phys.Rev.Lett.*, vol. 80, no. 2109, 1998.
- [12] A.L.Barabasi and R.Albert, "Emergence of scaling in random networks," *Science*, vol. 286, pp. 509–512, 1999.
- [13] S.N.Dorogovtsev J.F.F.Mendes, *Evolution of networks: From Biological nets to the Internet and WWW*, Oxford University Press, Oxford, 2003.
- [14] M.E.J. Newman, "The structure and function of complex networks," *SIAM Rev.*, vol. 45, no. 167, 2003.
- [15] L.A.N. Amaral, A. Scala, M.Berthlemy, and H.E.Stanley, "Classes of small-world networks," *Proc.Natl.Acad.Sci.USA*, vol. 97, pp. 11149–11152, 2000.
- [16] M.E.J. Newman, "The spread of epidemic disease on networks," *cond-mat*, vol. 1, no. 0205009, 2002.
- [17] R.Pastor-Satorras and A.Vespignani, "Epidemic spreading in scale-free networks," *cond-mat*, vol. 1, no. 0010317, 2000.
- [18] K.-I. Goh, B. Kahng, and D.Kim, "Universal behavior of load distribution in scale-free networks," *Phys.Rev.Lett.*, vol. 87, no. 27, 2001.
- [19] M.Berthlemy, "Betweenness centrality in large complex networks," *cond-mat*, vol. 1, no. 0309436, 2003.
- [20] D.K. Arrowsmith, M. di Bernardo, and F.Sorrentino, "Effects of variation of load distribution on network performance," *Proc. IEEE ISCAS, Kobe, Japan*, 2005.
- [21] Jin Fang and Xiao Fan Wang, "On synchronization in scale free dynamical networks," *Physica A*, vol. 349, pp. 443–451, 2005.
- [22] Jinhua Lu, Guanrong Chen, and Daizhan Cheng, "Characterizing the synchronizability of small-world dynamical networks," *IEEE Transactions on Circuits and Systems*, vol. 51, no. 4, pp. 787–795, 2004.
- [23] Chai Wah Wu, "Perturbation of coupling matrices and its effects on the synchronizability in arrays of coupled chaotic systems," *nlin.CD*, no. 0307052, 2003.
- [24] Y.Moreno and Amalio F.Pacheco, "Synchronization of kuramoto oscillators in scale-free network," *Europhys. Lett.*, vol. 68, no. 603, 2004.
- [25] M.E.J. Newman, "Assortative mixing in networks," *cond-mat*, vol. 1, no. 0205405, 2002.
- [26] M.E.J. Newman, "Mixing patterns in networks," *cond-mat*, vol. 2, no. 0209450, 2003.
- [27] A.Vasquez, R.Pastor-Satorras, and A.Vespignani, "Large-scale topological and dynamical properties of the internet," *Phys.Rev.E*, vol. 65, no. 066130, 2002.
- [28] D.J.Watts and S.H.Strogatz, "Collective dynamics of 'small world' networks," *Nature*, vol. 393, pp. 440–442, 1998.
- [29] K.-I.Goh, B.Kahng, and D.Kim, "Packet transport and load distribution in scale-free network models," *Physica A*, vol. 318, pp. 72–79, 2003.
- [30] M.Molloy and B.Reed, "A critical point for random graphs with a given degree sequence," *Random Structures and Algorithms*, no. 6, pp. 161–179, 1995.
- [31] T.A.B. Snijders, "Markov chain monte carlo estimation of exponential random graph models," *Journal of Social Structure*, vol. 2, no. 2, 2002.
- [32] R.Xulvi-Brunet and I.M.Sokolov, "Reshuffling scale-free networks: From random to assortative," *Phys. Rev. E*, vol. 70, no. 066102, 2004.
- [33] J.Cheeger, "A lower bound for the smallest eigenvalue of the laplacian," *Problems Anal.*, pp. 195–199, 1970.
- [34] B.Mohar, "Isoperimetric number of graphs," *J. Comb. Theory*, vol. B, no. 47, pp. 274–291, 1989.
- [35] B.Mohar, "Some applications of laplace eigenvalues of graphs. in g. hahn and g. sabidussi, editors, graph symmetry: Algebraic methods and applications, volume 497 of nato asi series c, kluwer, dordrecht," pp. 227–275, 1997.
- [36] M.Boguna and R.Pastor-Satorras, "Class of correlated random networks with hidden variables," *Phys.Rev.E*, vol. 68(3), no. 036112, 2003.
- [37] S.N.Dorogovtsev, "Clustering of correlated networks," *cond-mat*, vol. 3, no. 0308444, 2003.
- [38] N.Alon, "Eigenvalues and expanders," *Combinatorica*, vol. 6, no. 2, pp. 83–96, 1986.
- [39] P.J.M. Van Laarhoven and E.H.L. Aarts, *Simulated Annealing. Theory and Applications*, Kluwer Academic Publishers, Boston, 1997.

- [40] S.Kirkpatrick, C.D.J.Gerlatt, and M.P.Vecchi, "Optimization by simulated annealing," *IBM Research Report RC*, , no. 9355, 1982.
- [41] A.E. Motter, C. Zhou, and J.Kurths, "Enhancing complex-network synchronization," *cond-mat*, vol. 1, no. 0406207, 2004.