

Self-avoiding walks crossing a square

M. Bousquet-Mélou¹, A. J. Guttmann² and I. Jensen^{2*}

¹ CNRS, LaBRI, Université Bordeaux I, 351 cours de la Libération,
33405 Talence Cedex, France

² ARC Centre of Excellence for Mathematics and Statistics of Complex Systems,
Department of Mathematics and Statistics,
The University of Melbourne, Victoria 3010, Australia

December 2, 2024

Abstract

We study a restricted class of self-avoiding walks (SAW) which start at the origin $(0, 0)$, end at (L, L) , and are entirely contained in the square $[0, L] \times [0, L]$ on the square lattice \mathbb{Z}^2 . The number of distinct walks is known to grow as $\lambda^{L^2+o(L^2)}$. We estimate $\lambda = 1.744550 \pm 0.000005$ as well as obtaining strict upper and lower bounds, $1.628 < \lambda < 1.782$. We give exact results for the number of SAW of length $2L + 2K$ for $K = 0, 1, 2$ and asymptotic results for $K = o(L^{1/3})$.

We also consider the model in which a weight or *fugacity* x is associated with each step of the walk. This gives rise to a canonical model of a phase transition. For $x < 1/\mu$ the average length of a SAW grows as L , while for $x > 1/\mu$ it grows as L^2 . Here μ is the growth constant of unconstrained SAW in \mathbb{Z}^2 . For $x = 1/\mu$ we provide numerical evidence, but no proof, that the average walk length grows as $L^{4/3}$.

We also consider Hamiltonian walks under the same restriction. They are known to grow as $\tau^{L^2+o(L^2)}$ on the same $L \times L$ lattice. We give precise estimates for τ as well as upper and lower bounds, and prove that $\tau < \lambda$.

1 Introduction

We consider the problem of self-avoiding walks on the square lattice \mathbb{Z}^2 . For walks on an infinite lattice, it is generally accepted [14] that the number of such walks of length n , equivalent up to a translation, denoted c_n , grows as $c_n \sim \text{const.} \mu^n n^{\gamma-1}$, with metric properties, such as mean-square radius of gyration or mean-square end-to-end distance growing as $\langle R^2 \rangle_n \sim \text{const.} n^{2\nu}$, where $\gamma = 43/32$ and $\nu = 3/4$. The growth constant μ is lattice dependent, and for the square lattice is not known exactly, but is indistinguishable numerically from the unique positive root of the equation $13x^4 - 7x^2 - 581 = 0$. We denote the generating function by $C(x) := \sum_n c_n x^n$. It will be useful

*bousquet@labri.fr, tonyg,I.Jensen@ms.unimelb.edu.au

to define a second generating function for those SAW which start at the origin $(0,0)$ and end at a given point (u,v) , as $G_{(0,0;u,v)}(x)$. In terms of this generating function, the *mass* $m(x)$ is defined [14] to be the rate of decay of G along a coordinate axis,

$$m(x) := \lim_{n \rightarrow \infty} \frac{-\log G_{(0,0;n,0)}(x)}{n}. \quad (1)$$

Here, we are interested in a restricted class of square lattice SAW which start at the origin $(0,0)$, end at (L,L) , and are entirely contained in the square $[0,L] \times [0,L]$. A *fugacity*, or weight, x is associated with each step of the walk. Historically, this problem seems to have led two largely independent lives. One as a problem in combinatorics (in which case the fugacity has been implicitly set to $x = 1$), and one in the statistical mechanics literature where the behaviour as a function of fugacity x has been of considerable interest, as there is a fugacity dependent phase transition.

The problem seems to have first been seriously studied as a mathematical problem by Abbott and Hanson [1] in 1978, many of whose results and methods are still powerful today. A key question considered both then and now, is the number of distinct SAW on the constrained lattice, and their growth as a function of the size of the lattice. Let $c_n(L)$ denote the number of n -step SAW which start at the origin $(0,0)$, end at (L,L) and are entirely contained in the square $[0,L] \times [0,L]$. Further, let $C_L(x) := \sum_n c_n(L)x^n$. Then $C_L(1)$ is the number of distinct walks from the origin to the diagonally opposite corner of an $L \times L$ lattice. In [1], and independently in [18], it was proved that $C_L(1)^{1/L^2} \rightarrow \lambda$. The value of λ is not known, though bounds and estimates have been given in [1, 18]. One of our purposes in this paper is to improve on both the bounds and the estimate.

Like so many problems in lattice statistics, this one owes a debt to J. M. Hammersley. A closely related problem to the one considered here is discussed in [15], which is in turn devoted to problems posed by Hammersley. However the earliest mention of this problem appears to be by Knuth [12], who calculated the number of SAW crossing a 10×10 square by Monte Carlo methods, and estimated the number to be $(1.6 \pm 0.3) \times 10^{24}$. It is now known, see Table 2 below, that the correct answer is $1.5687.. \times 10^{24}$. A related problem was studied by Edwards in [7]. He considered SAW starting at a point denoted the origin with end point a distance L from the origin, and no other points at distance L or greater. Let $g(L)$ denote the number of such SAW. Then Edwards proved that $\lim_{L \rightarrow \infty} g(L)^{1/L^2}$ exists and lies between 2.3 and 5.0. In our notation, Edwards has proved that $1.53 < \lambda < 2.24$. Edwards also proved that the same limit holds for SAW from the origin to the boundary of any convex, bounded subset of \mathbb{Z}^2 . His numerical work led him to suggest that λ is about 1.77. Our best estimate, given below, is 1.744550(5).

The problem of Hamiltonian paths on an $L \times M$ rectangular grid, going from $(0,0)$ to (L,M) has also been considered previously. Earlier work is described in [4], where Collins and Krompart also give generating functions for the number of such paths on grids with $M = 1, 2, 3, 4, 5$. In [10] Jacobsen gave an estimate of the growth constant for Hamiltonian SAW on the square lattice as 1.472801 ± 0.00001 , which must fill a square.

In the statistical mechanics literature, the problem appears to have been introduced by Whittington and Guttmann [18] in 1990, who were particularly interested in the phase transition that takes place as one varies the fugacity associated with the walk length. All walks on lattices up to 6×6 were enumerated, and the estimate $\lambda = 1.756 \pm 0.01$ was given. At a critical value, x_c the average walk length of a path on an $L \times L$ lattice changes from $\Theta(L)$ to $\Theta(L^2)$, where we define $\Theta(x)$ as follows:

Let $a(x)$ and $b(x)$ be two functions of some variable x . We write that $a(x) = \Theta(b(x))$ as $x \rightarrow x_0$ if there exist two positive constants κ_1 and κ_2 such that, for x sufficiently close to x_0 ,

$$\kappa_1 b(x) \leq a(x) \leq \kappa_2 b(x).$$

In [18] the critical fugacity was proved to be at least $1/\mu$, its value was estimated numerically and was conjectured to be $x_c = 1/\mu$, and in [13] the conjecture was proved by Madras.

The problem was subsequently taken up by Burkhardt and Guim [2], who extended the enumerations given in [18] to 9×9 lattices, and used their data to give the improved estimate $\lambda = 1.743 \pm 0.005$. By considering SAW as the $N \rightarrow 0$ limit of the $O(N)$ model of magnetism, Burkhardt and Guim show that the conjecture $x_c = 1/\mu$ made in [18] on numerical grounds follows directly, though this is not a proof, unlike the subsequent result of Madras [13].

They also gave a scaling *Ansatz* for the behaviour of $C_L(x)$ for L large in the vicinity of $x = x_c$. They proposed

$$C_L(x) \sim L^{-\eta_c} f[L^{1/\nu}(x_c - x)] \quad (2)$$

where $\nu = 3/4$, as described above, and $\eta_c = 5/2$ is the corner exponent of the magnetization [3], given by Cardy's [3] result $\eta_c(\theta) = \frac{\pi}{\theta} \eta_{\parallel}$, for a wedge-angle θ , which is $\pi/2$ in this case. $\eta_{\parallel} = 5/4$ is the surface exponent that characterizes the decay of spin-spin correlations parallel to the boundary in the semi-infinite geometry, corresponding to wedge-angle π . Consequences of this scaling Ansatz include the following predictions:

$$C_L(x_c) \sim \text{const.} L^{-\eta_c}$$

$$\langle n(x_c, L) \rangle = x \frac{\partial}{\partial x} C_L(x_c) \sim \text{const.} L^{1/\nu} \quad (3)$$

$$\langle (n(x_c, L) - \langle n(x_c, L) \rangle)^2 \rangle = (x \frac{\partial}{\partial x})^2 \ln C_L(x_c) \sim \text{const.} L^{2/\nu}.$$

They tested these results from their numerical data, and found them well supported. We provide even firmer support for these results on the basis of radically extended numerical data. Equation (3) has also previously been given by Duplantier and Saleur [6].

Burkhardt and Guim also considered a generalisation of the problem considered here by including a second fugacity, associated with steps in the boundary. This allows the problem of adsorbing boundaries to be studied. We will not discuss this aspect of the problem further, except to note that in [2] a full scaling theory is developed, and the predictions of the theory are tested against numerical data.

In [1] the slightly more general problem of SAW constrained to an $L \times M$ lattice was considered, where the analogous question was asked: how many non-self-intersecting paths are there from $(0, 0)$ to (L, M) ? If one denotes the number of such paths by $C_{L,M}$, it is clear that, for M finite, the paths can be generated by a finite dimensional transfer matrix, and hence that the generating function is rational [17]. Indeed, in [1] it was proved that

$$G_2(z) = \sum_{L \geq 0} C_{L,2} z^L = \frac{1 - z^2}{1 - 4z + 3z^2 - 2z^3 - z^4}, \quad (4)$$

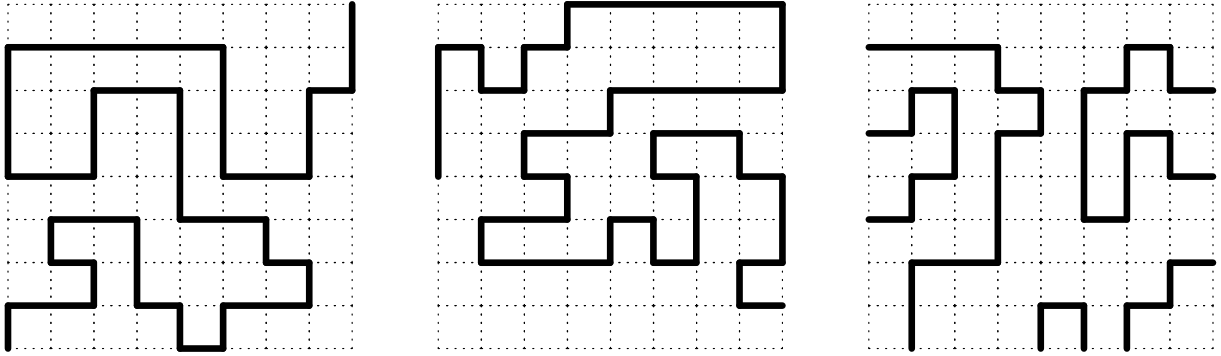


Figure 1: An example of a SAW configuration crossing a square (left panel), traversing a square from left to right (middle panel) and a cow-patch (right panel).

(where here we have corrected a typographical error). It follows that $C_{L,2} \sim \text{const.} \lambda_2^{2L}$, where $\lambda_2 = \sqrt{\frac{2}{\sqrt{13}-3}} = 1.81735\dots$

In this paper we also consider two further problems which can be seen as generalisations of the stated problem. Firstly, we consider the problem where SAWs are allowed to start anywhere on the left edge of the square and terminate anywhere on the right edge; so these are walks *traversing* the square from left to right. We call such walks *transverse* walks. Secondly, we consider the problem in which there may be several independent SAW, each SAW starting and ending on the perimeter of the square. The SAW are not allowed to take steps along the edges of the perimeter. Such walks partition the square into distinct regions and by colouring the regions alternately black and white we get a *cow-patch* pattern. Each problem is illustrated in fig. 1.

Following the work in [18], Madras [13] proved a number of theorems. In fact, most of Madras's results were proved for the more general d -dimensional hypercubic lattice, but here we will quote them in the more restricted two-dimensional setting.

Theorem 1 *The following limits,*

$$\mu_1(x) := \lim_{L \rightarrow \infty} C_L(x)^{1/L} \quad \text{and} \quad \mu_2(x) := \lim_{L \rightarrow \infty} C_L(x)^{1/L^2},$$

are well-defined in $\mathbb{R} \cup \{+\infty\}$.

More precisely,

- (i) $\mu_1(x)$ is finite for $0 < x \leq 1/\mu$, and is infinite for $x > 1/\mu$. Moreover, $0 < \mu_1(x) < 1$ for $0 < x < 1/\mu$ and $\mu_1(1/\mu) = 1$.
- (ii) $\mu_2(x)$ is finite for all $x > 0$. Moreover, $\mu_2(x) = 1$ for $0 < x \leq 1/\mu$ and $\mu_2(x) > 1$ for $x > 1/\mu$.

In [18] the existence of the limit $\mu_2(x)$ was proved, and in addition upper and lower bounds on $\mu_2(x)$ were established.

The average length of a (weighted) walk is defined to be

$$\langle n(x, L) \rangle := \sum_n n c_n(L) x^n / \sum_n c_n(L) x^n. \quad (5)$$

Theorem 2 *For $0 < x < 1/\mu$, we have that $\langle n(x, L) \rangle = \Theta(L)$ as $L \rightarrow \infty$, while for $x > 1/\mu$, we have $\langle n(x, L) \rangle = \Theta(L^2)$.*

In [18] it was proved that $\langle n(1) \rangle_L = \Theta(L^2)$. The situation at $x = 1/\mu$ is unknown. We provide compelling numerical evidence that in fact $\langle n(1/\mu) \rangle_L = \Theta(L^{1/\nu})$, where $\nu = 3/4$, in accordance with an intuitive suggestion in both [2] and [13].

Theorem 3 *For $x > 0$, define $f_1(x) = \log \mu_1(x)$ and $f_2(x) = \log \mu_2(x)$.*

- (i) *The function f_1 is a strictly increasing, negative-valued convex function of $\log x$ for $0 < x < 1/\mu$, and $f_1(x) = \Theta(-m(x))$ as $x \rightarrow 1/\mu^-$, where $m(x)$ is the mass, defined by (1).*
- (ii) *The function f_2 is a strictly increasing, convex function of $\log x$ for $x > 1/\mu$, and satisfies $0 < f_2(x) \leq \log \mu + \log x$.*

Some, but not all of the above results were previously proved in [18], but these three theorems elegantly capture all that is rigorously known.

2 Bounds on the growth constant λ

For the more general problem of SAW going from $(0,0)$ to (L,M) on an $L \times M$ lattice, it was proved in [1] that

Theorem 4 *For each fixed M , $\lim_{L \rightarrow \infty} C_{L,M}^{\frac{1}{LM}} = \lambda_M$ exists.*

Further, Abbott and Hanson state that a similar proof can be used to establish that $\lim_{L \rightarrow \infty} C_{L,L}^{\frac{1}{L^2}} := \lambda$ exists. This was proved rather differently in [18].

2.1 Upper bounds on λ

In [1] an upper bound on the growth constant λ was obtained by recasting the problem in a matrix setting. We give below an alternative method for establishing upper bounds, based on defining a superset of paths. We then show that these two methods are in fact identical.

Following [1], consider any non-intersecting path crossing the $L \times L$ square. Label each unit square in the $L \times L$ lattice by 1 if it lies to the right of the path, and by 0 if it lies to the left. This provides a one-to-one correspondence between paths and a subset of $L \times L$ matrices with elements 0 or 1. Matrices corresponding to allowed paths are called *admissible*, otherwise they are *inadmissible*. Since the total number of $L \times L$ 0 – 1 matrices is 2^{L^2} , we immediately have the weak bound $C_{L,L} \leq 2^{L^2}$. Of the 16 possible 2×2 matrices, only 14 can correspond to portions of non-intersecting lattice paths. Note that there are only 12 actual paths from $(0,0)$ to $(2,2)$, but a further two matrices may correspond to paths that are embedded in a larger lattice. Thus we find the bound $C_{L,L} \leq 14^{(L/2)^2}$, so $\lambda \leq 1.9343\dots$. Similarly, for 3×3 lattices we find 320 admissible matrices (out of a possible 512), so $\lambda \leq 320^{1/9} = 1.8982\dots$. For 4×4 lattices, [1] claims that there are 22662 admissible matrices, but we believe the correct number to be 22816, giving the bound $\lambda \leq 1.8723\dots$. We have made dramatic extensions of this work, using a combination of finite-lattice methods and transfer matrices, as described below, and have determined the number of admissible matrices up to 19×19 . There are $3.5465202\dots \times 10^{90}$ such matrices, giving the bound

$$\lambda \leq 1.7817.$$

This bound is fully equivalent to the bound $\lambda \leq (2P_L)^{1/L^2}$, where P_L denotes the number of cow-patch configurations on the $L \times L$ lattice. This bound is proved below, in Section 3, and the equivalence follows upon colouring cow-patches by two colours, such that adjacent regions have different colours. Labelling the two colours 0 and 1 produces a 0 – 1 matrix representation.

2.2 Lower bounds on λ

In [1] the useful bound

$$\lambda > \lambda_M^{\frac{M}{M+1}} \tag{6}$$

is proved.

The above evaluation of λ_2 , see (4), immediately yields $\lambda > 1.4892\dots$

Based on exact enumeration, we have found the exact generating functions $G_M(z) = \sum_L C_{L,M} z^L$ for $M \leq 6$. For $M = 3$ we find:

$$G_3(z) = \frac{[1, -4, -4, 36, -39, -26, 50, 6, -15, 1]}{[1, -12, 54, -124, 133, 16, -175, 94, 69, -40, -12, 4, 1]},$$

where we denote by $[a_0, a_1, \dots, a_n]$ the polynomial $a_0 + a_1 z + \dots + a_n z^n$. As explained above, all the generating functions $G_M(z)$ are rational. For $M = 4, 5, 6$, their numerator and denominators are found to have degree (26, 27), (71, 75) and (186, 186) respectively, in an obvious notation.

From these, we find the following values: $\lambda_3 = 1.76331\dots$, $\lambda_4 = 1.75146\dots$, $\lambda_5 = 1.74875\dots$ and $\lambda_6 = 1.74728\dots$. Then from eqn. (6) and λ_6 we obtain the bound $\lambda > 1.61339\dots$

However, an alternative lower bound can be obtained from transverse SAWs, defined in Section 1. If T_L denotes the number of transverse SAW on the $L \times L$ lattice, then we prove in the next section that

$$\lambda \geq T(L)^{1/((L+1)(L+2))}. \quad (7)$$

From our enumerations of $T(L)$, which we give below for $L \leq 19$, we obtain the improved bound $\lambda > 1.6284$.

Combining our results for lower and upper bounds finally gives

$$1.6284 < \lambda < 1.7817.$$

3 Proofs of bounds

Let $\mathcal{C}(L)$ be the set of self-avoiding walks crossing the $L \times L$ square from its south-west corner $(0, 0)$ to its north-east corner (L, L) . Let $C(L)$ denote the cardinality of $\mathcal{C}(L)$. Let $\mathcal{T}(L)$ be the set of self-avoiding walks that *traverse* the $L \times L$ square: by this, we mean that the walk starts from the west edge of the square and ends on the east edge (Figure 1). Let $T(L)$ be the cardinality of $\mathcal{T}(L)$. Finally, let $\mathcal{P}(L)$ be the set of *cow-patches*, of size L : a *cow-patch* is a configuration of mutually avoiding self-avoiding walks on the $L \times L$ square, such that each walk has both endpoints on the border of the square, but never contains an edge of the border (Figure 1). Let $P(L)$ be the number of cow-patches of size L .

We first prove in this section that

$$\lim C(L)^{1/L^2} = \lim T(L)^{1/L^2} = \lim P(L)^{1/L^2} = \lambda. \quad (8)$$

Then, we prove the following bounds on λ : for $L \geq 1$,

$$C(L)^{1/(L+1)^2} \leq \lambda, \quad T(L)^{1/((L+1)(L+2))} \leq \lambda, \quad \lambda \leq (2P(L))^{1/L^2}.$$

Let us first focus on (refsame-limit). As recalled in the previous sections, the convergence of $C(L)^{1/L^2}$ to λ has been proved in earlier papers [1, 18]. For walks of $\mathcal{T}(L)$, a similar result follows from the fact that

$$C(L) \leq T(L) \leq C(L+2).$$

The first inequality above is obvious. The second one is explained on the left of Figure 2.

For cow-patches, the existence and value of $\lim P(L)^{1/L^2}$ follows from

$$C(L-1) \leq P(L) \leq C(L+3).$$

The first inequality is explained on the right of Figure 2. The second one is a bit more tricky. We borrow the following argument from [7]. It is illustrated in Figure 3. Start from a cow-patch of size L . Colour all cells of the square in black and white, in such a way that the south-west corner of the square is black and each step included in one of the walks of the cow-patch is adjacent to a black cell and a white one. Surround the square by a layer of black cells, so as to obtain a square of size $L+2$, containing a certain number of white regions. For *each* white region, dig a tunnel (exactly one tunnel) in the outer layer to connect it to the outer world. In the figure thus obtained, the

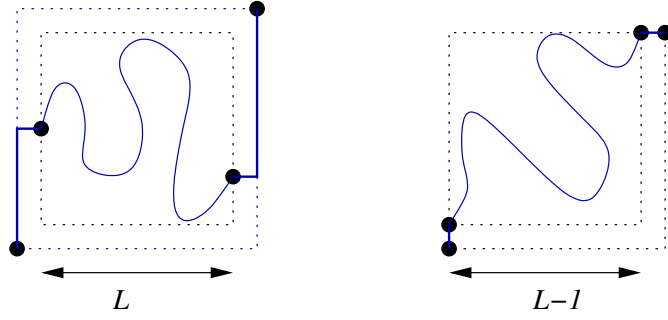


Figure 2: From transverse walks to walks crossing a square (left). From walks crossing a square to cow-patches (right).

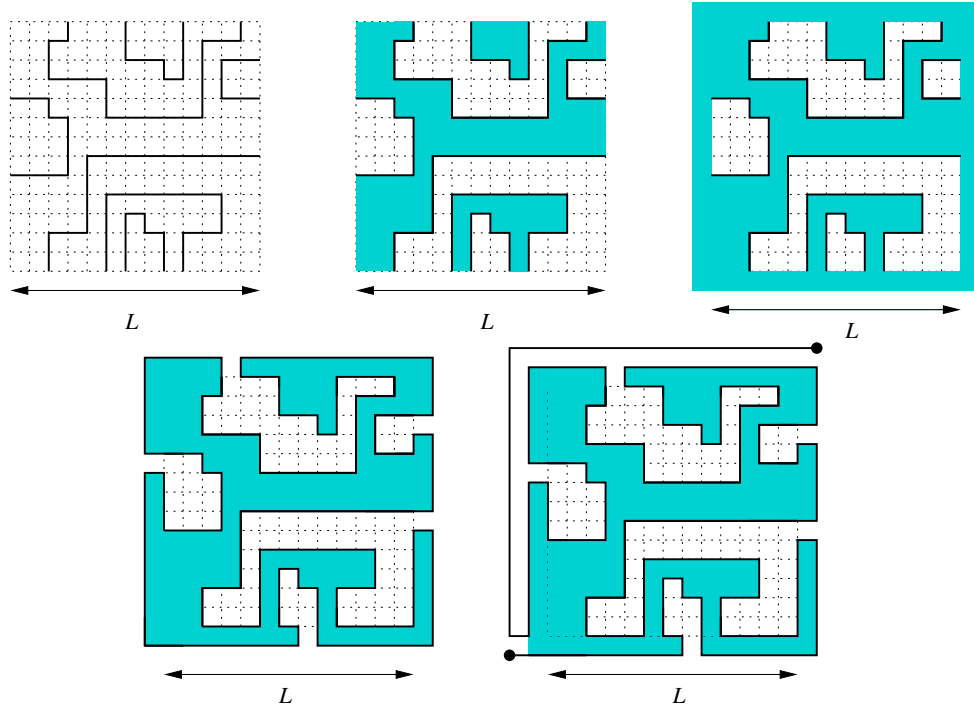


Figure 3: From cow-patches to walks crossing a square.

border of the black region forms a self-avoiding *polygon*, that includes each walk of the cow-patch. It remains to extend this polygon in a canonical way to obtain a walk of $\mathcal{C}(L+3)$, illustrated in the last panel of Figure 3.

Let us now discuss lower and upper bounds on λ . The left-hand side of Figure 4 shows that for all ℓ and all odd k , it is possible to combine k^2 elements of $\mathcal{C}(\ell)$ to form an element of $\mathcal{C}(L)$ with $L = k(\ell+1)$. In Figure 4, $k = 3$. This shows that

$$C(\ell)^{k^2} \leq C(L).$$

Hence

$$C(\ell)^{1/(\ell+1)^2} \leq C(L)^{1/L^2}.$$

Taking the limit as $k \rightarrow \infty$ implies that for all ℓ ,

$$C(\ell)^{1/(\ell+1)^2} \leq \lambda.$$

Similarly, let us try to pack transverse walks densely. The right-hand side of Figure 4 shows that for all ℓ and k , it is possible to combine $k^2(\ell+1)(\ell+2)$ elements of $\mathcal{T}(\ell)$ to form an element of $\mathcal{C}(L)$ with $L = k(\ell+1)(\ell+2)$. This shows that

$$T(\ell)^{k^2(\ell+1)(\ell+2)} \leq C(L).$$

Hence

$$T(\ell)^{1/((\ell+1)(\ell+2))} \leq C(L)^{1/L^2}.$$

Taking the limit as $k \rightarrow \infty$ implies that for all ℓ ,

$$\lambda \geq T(\ell)^{1/((\ell+1)(\ell+2))}. \tag{9}$$

Let us finally give upper bounds for λ . Define a coloured cow-patch as a cow-patch in which the various regions are coloured in black and white, in such a way that two adjacent regions have different colours. Clearly, each cow-patch gives rise to 2 coloured cow-patches. Observe that there is a bijection between coloured cow-patches of size L and the *admissible*, matrices of the same size, as defined in Section 2. Since an element of $\mathcal{C}(L)$, with $L = k\ell$, can be seen as the juxtaposition of k^2 admissible matrices (or coloured cow-patches) of size ℓ ,

$$C(L) \leq (2P(\ell))^{k^2}.$$

That is,

$$C(L)^{1/L^2} \leq (2P(\ell))^{1/\ell^2}$$

and by letting $k \rightarrow \infty$, we obtain Abbott and Hanson's bound: for all ℓ ,

$$\lambda \leq (2P(\ell))^{1/\ell^2}.$$

One possible attempt to improve this bound is to consider *generalized* cow-patches, in which the walks are allowed to include edges lying on the west and south borders of the square (Figure 5). Let $GP(L)$ denote the number of generalized cow-patches of size L . Since an element of $\mathcal{C}(L)$, with $L = k\ell$, can be seen as the juxtaposition of k^2 generalized patches, the above argument gives

$$\lambda \leq GP(\ell)^{1/\ell^2}.$$

We have not exploited this improvement, as it only changes the fourth significant digit of our bound.

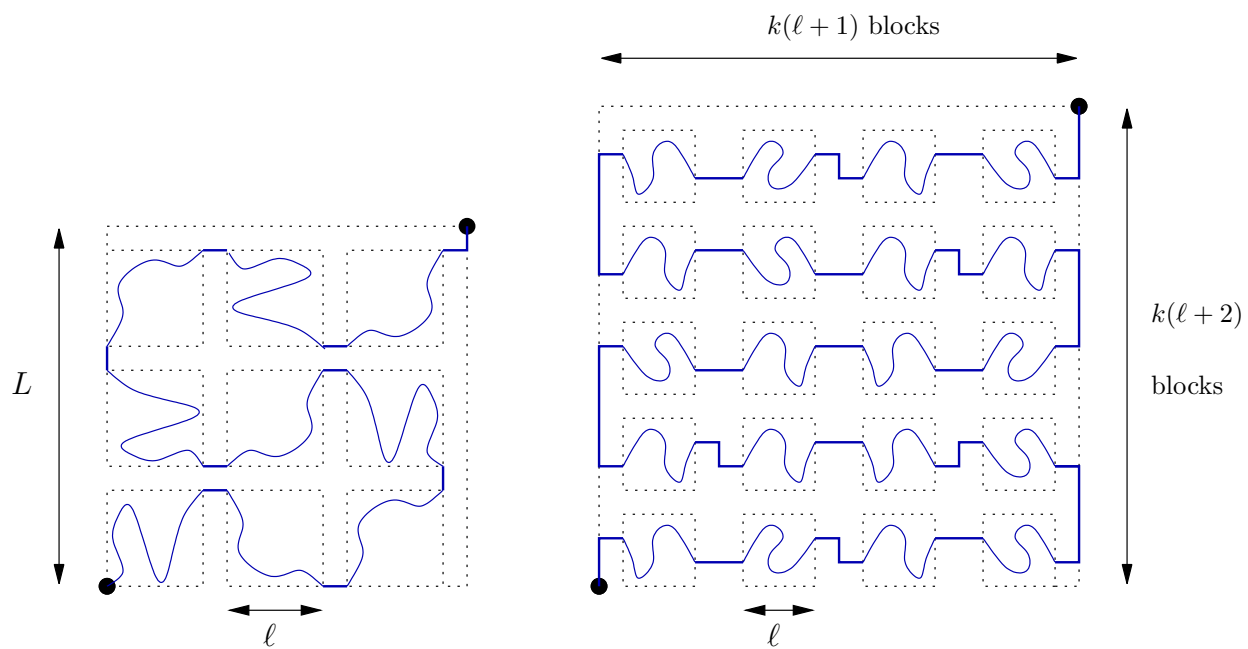


Figure 4: Dense packings of walks crossing or traversing a square.

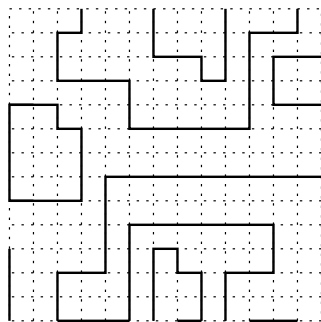


Figure 5: A generalized cow-patch.

4 Exact enumeration

In the following we give a fairly detailed description of the algorithm we use to enumerate the number of walks crossing a square and briefly outline how this basic algorithm is modified in order to include a step fugacity, study SAWs traversing a square and the cow-patch configurations.

4.1 The basic algorithm

We use a transfer matrix algorithm to count the number of walks crossing $L \times M$ rectangles. The algorithm is based on the method of Conway et al. [5] for enumerating ordinary self-avoiding walks. The transfer matrix technique involves drawing a boundary line through the rectangle intersecting $M + 1$ or $M + 2$ edges.

For each configuration of occupied or empty edges we maintain a count of partially completed walks intersecting the boundary in that pattern. Walks in rectangles are counted by moving the boundary adding one vertex at a time (see figure 6). Rectangles are built up column by column with each column constructed one vertex at a time. Configurations are represented by lists of states $\{\sigma_i\}$, where the value of the state σ_i at position i must indicate if the edge is occupied or empty. An empty edge is indicated by $\sigma_i = 0$. An occupied edge is either free (not connected to other edges) or connected to exactly one other edge via a path to the left of the boundary. We indicate this by $\sigma_i = 1$ for a free end, $\sigma_i = 2$ for the lower end of a loop and $\sigma_i = 3$ for the upper end of a loop connecting two edges. Since we are studying self-avoiding walks on a two-dimensional lattice the compact encoding given above uniquely specifies which ends are paired. Read from the bottom the configuration along the intersection in figure 6 is $\{2203301203\}$ (prior to the move) and $\{2300001203\}$ (after the move).

There are major restrictions on the possible configurations and their updating rules. Firstly, since the walk has to cross the rectangle there is exactly one free end in any configuration. Secondly, all remaining occupied edges are connected by a path to the left of the intersection and we cannot close a loop. It is therefore clear that the total number of 2's equals the total number of 3's. Furthermore, as we look through the configuration from the bottom the number of 2's is never smaller than the number of 3's (they are perfectly balanced parentheses). We also have to ensure that the graphs we construct have only one connected component. In the following we shall briefly show how this is achieved.

We call the configuration before and after the move the 'source' and 'target', respectively. Initially we have just one configuration with a single '1' at position 0 (all other entries '0') thus ensuring that we start in the bottom-left corner. As the boundary line is moved one step, we run through all the existing sources. Each source gives rise to one or two targets and the count of the source is added to the count of the target (the initial count of a target being zero). After a source has been processed it can be discarded since it will make no further contribution. Table 1 lists the possible local 'input' states and the 'output' states which arise as the kink in the boundary is propagated one step and the various symbols will be explained below.

Firstly, the values of the 'Bottom' and 'Top' table entries refer to the edge-states of the kink prior

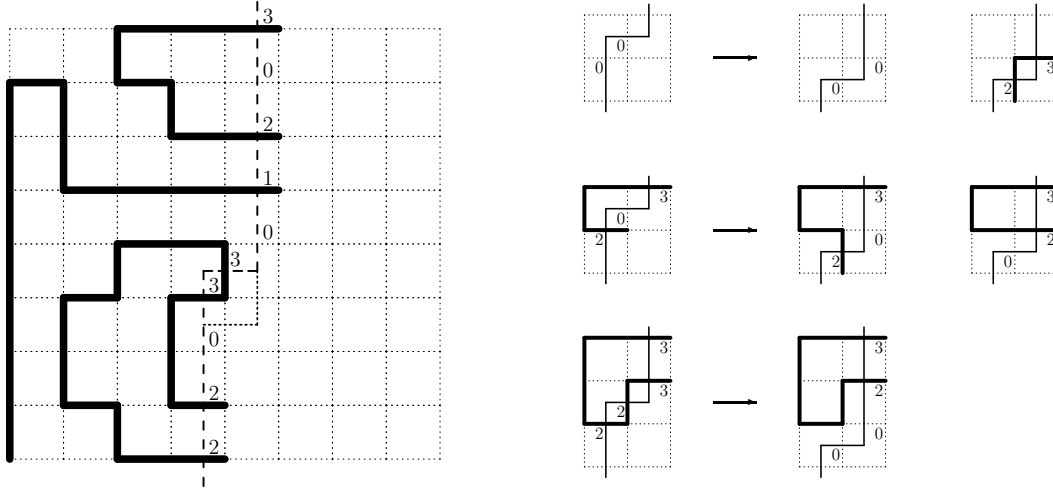


Figure 6: The left panel shows a snapshot of the intersection (dashed line) during the transfer matrix calculation. Walks are enumerated by successive moves of the kink in the boundary, as exemplified by the position given by the dotted line, so that the $L \times M$ rectangle is built up one vertex at a time. To the left of the boundary we have drawn an example of a partially completed walk. Numbers along the boundary indicate the encoding of this particular configuration. The right panel shows some of the local configurations which occur as the kink in the intersection is moved one step.

Table 1: The various ‘input’ states and the ‘output’ states which arise as the boundary line is moved in order to include one more vertex. Each panel contains up to three possible ‘output’ states or other allowed actions.

Bottom \ Top	0	1	2	3
0	00 23	01 10 Res	02 20	03 30
1	01 10 Res		$\widehat{00}$	$\widehat{00}$
2	02 20	$\widehat{00}$	$\overline{00}$	
3	03 30	$\widehat{00}$	00	$\overline{00}$

to the move. The Top (Bottom) entry is the state of the edge intersected by the horizontal (lower vertical) part of the boundary.

Some of the updating rules are illustrated further in figure 6. The topmost panels represent the input state ‘00’ having the allowed output states ‘00’ and ‘23’ corresponding to leaving the edges empty or inserting a new loop, respectively. The middle panels represents the input state ‘20’ with output states ‘20’ and ‘02’ from the two ways of continuing the loop end (note that the loop has to be continued since we would otherwise generate an additional free end not located at the allowed positions in the corners). The bottommost panels represents the input state ‘22’ as part of the configuration {02233}. In this case we connect two loop ends and we thus join two separate loops into a single larger loop. The matching upper end of the innermost loop becomes the new lower end of the joined loop. The relabeling of the matching loop-end when connecting two ‘2’s (or two ‘3’s) is denoted by over-lining in Table 1. When we join loop ends to a free end (inputs ‘12’, ‘21’, ‘13’, and ‘31’) we have to relabel the matching loop end as a free end. This type of relabeling is indicated by the symbol $\hat{00}$. The input state ‘11’ never occurs since there is only one free end. The input state ‘23’ is not allowed since connecting the two ends results in a closed loop and we thus discard any configuration in which a closed loop is formed. It is quite easy to avoid forming closed loops. We only have to be careful when the input is ‘03’ or ‘30’. If the upper end of the loop is continued along the vertical output edge we would form a closed loop if the horizontal edge immediately below was a lower loop end, and we just check the state of this edge and only proceed if it is not in state ‘2’ (naturally the upper loop end can always be continued along the horizontal output edge).

Finally, we have marked two outputs, from the inputs ‘01’ and ‘10’ with ‘Res’, indicating situations where we terminate free ends. This results in completed partial walks and is only allowed if there are no other occupied edges in the source (otherwise we would produce graphs with separate pieces) and if we are at the top-most vertex (otherwise we would not cross the rectangle). The count for this configuration is the number of walks crossing a rectangle of height M and length L equal to the number of completed columns.

The time required to obtain the number of walks on $L \times M$ rectangles grows exponentially with M and linearly with L . Time and memory requirements are basically proportional to the maximal number of distinct configurations along the boundary line. When there is no kink in the intersection (a column has just been completed) we can calculate this number, $N_{\text{conf}}(M)$, exactly. Obviously the free end cuts the boundary line configuration into two separate pieces. Each of these pieces consists of ‘0’s and an equal number of ‘2’s and ‘3’s with the latter forming a perfectly balanced parenthesis system.

Each piece thus corresponds to a Motzkin path [17, Ch. 6] (just map 0 to a horizontal step, 2 to a north-east step, and 3 to a south-east step). The number of Motzkin paths M_n with n steps is easily derived from the generating function $\mathcal{M}(x) = \sum_n M_n x^n$, which satisfies $\mathcal{M} = 1 + x\mathcal{M} + x^2\mathcal{M}^2$, so that

$$\mathcal{M}(x) = [1 - x - \sqrt{(1+x)(1-3x)}]/2x^2. \quad (10)$$

The number of configurations $N_{\text{conf}}(M)$ for a rectangle of height M is simply obtained by inserting a free end between two Motzkin paths, so that the generating function $\sum_M N_{\text{conf}}(M)x^M$ is simply

$x\mathcal{M}(x)^2$. The Lagrange inversion formula gives

$$N_{\text{conf}}(M) = 2 \sum_{i \geq 0} \frac{(M+1)!}{i!(i+2)!(M-2i)!}.$$

When the boundary line has a kink the number of configurations exceeds $N_{\text{conf}}(M)$ but clearly is less than $N_{\text{conf}}(M+1)$. From (10) we see that asymptotically $N_{\text{conf}}(M)$ grows like 3^M (up to a power of M). So the same is true for the maximal number of boundary line configurations and hence for the computational complexity of the algorithm. Note that the total number of walks grows like λ^{LM} , so our algorithm leads to a better than exponential improvement over direct enumeration.

The integers occurring in the expansion become very large so the calculation was performed using modular arithmetic [11]. This involves performing the calculation modulo various prime numbers p_i and then reconstructing the full integer coefficients at the end. We used primes of the form $p_i = 2^{30} - r_i$ where r_i are distinct integers, less than 1000, such that p_i is a (different) prime for each value of i . The Chinese remainder theorem ensures that any integer has a unique representation in terms of residues. If the largest integer occurring in the final expansion is m , then we have to use a number of primes k such that $p_1 p_2 \cdots p_k > m$.

4.2 Extensions of the algorithm

The algorithm is easily generalised to include a step fugacity x . The count associated with the boundary line configuration has to be replaced by a generating function for partial walks. Since we only use this generalisation to study walks crossing an $L \times L$ square the generating function is just a polynomial of degree (at most) $L(L+2)$ in x . The coefficient of x^n is just the number of partial walks of length n intersecting the boundary line in the pattern specified by the configuration. The generating function of the source is multiplied by x^m and added to the target, where m is the number of additional steps inserted. Not all $L(L+2)$ terms in the polynomials need be retained. Firstly, any walk crossing the square has even length. Thus in the generating functions for partial walks either all the even or all the odd terms are zero, and we need only retain the non-zero terms. Secondly, in order to construct a given boundary line configuration, a certain minimal number of steps n_{\min} are required. Terms in the generating function of degree lower than n_{\min} are therefore zero and again we need not store these.

The generalisation to traversing walks is also quite simple. Firstly, we have $M+1$ initial configurations which are empty except for a free end at position $0 \leq j \leq M$. This corresponds to the $M+1$ possible starting positions for the walk on the left boundary. Secondly, we have to change how we produce the final counts. The easiest way to ensure that a walk spans the rectangle and that only single component graphs are counted is as follows: When column $L+1$ has been completed we look at the $M+1$ configurations with a single free end and add the counts from all of them. This is the number of walks traversing an $L \times M$ rectangle.

The generalisation to cow-patch patterns is more complicated. Graphs can now have many separate components each of which is a SAW, and there can thus be many free ends in a boundary line configuration. Note that each SAW starts and terminates with a step perpendicular to the border of the rectangle and there are never any steps along the edges of the borders of the rectangle. There

are 2^{M-1} initial configurations since any of the edges in the first column from position 1 to $M - 1$ can be occupied by a free end or be empty (recall that in cow-patch configurations the top and bottom-most horizontal edges cannot be occupied). There is an extra updating rule in the bulk in that we can have the local input ‘11’ (joining of two free ends) with the only possible output being ‘00’. Also the updating rules at the upper and lower borders of the rectangle are different in this case. At the upper border we only have the input ‘00’ with the outputs ‘00’ and ‘10’ corresponding to the insertion of a free end on a vertical edge at the upper border. There is no ‘23’ or ‘01’ outputs since these would produce an occupied edge along the upper border. At the lower border we have inputs ‘00’, ‘01’, and ‘02’ and in each case the only possible output is ‘00’ (with the appropriate relabeling in the ‘02’ case). Finally, the count of the number of cow-patch patterns is obtained by summing over all boundary line configurations after the completion of a column.

5 Results

As discussed above, in order to obtain the exact value of the number of SAW crossing a square, some of which are integers with nearly 100 digits, we performed the enumerations several times, each time *modulo* a different prime. The enumerations were then reconstructed using the Chinese Remainder Theorem. Each run for a 19×19 lattice took about 72 hours using 8 processors of a multiprocessor 1 GHz Compaq Alpha computer. Ten such runs were needed to uniquely specify the resultant numbers.

Proceeding as above, we have calculated $c_n(L)$ for all n for $L \leq 17$. In other words, we have obtained the polynomials $C_L(x)$ for $L \leq 17$. In addition, we have computed $C_{18}(1)$ and $C_{19}(1)$, the total number of SAW crossing an 18×18 and 19×19 square respectively. We have also computed the corresponding quantities for cow-patch and transverse SAWs, denoted $P_L(1)$ and $T_L(1)$ respectively, for $L \leq 19$. These are given in Table 2.

In [1] the question was asked whether $C_{L,M}^{\frac{1}{L^2}}$ is decreasing in both L and M ? We can answer this in the negative, based on our enumerations.

6 Numerical analysis

It has been proved [1, 18] that $\lim_{L \rightarrow \infty} C_{L,L}^{\frac{1}{L^2}} = \lambda$ exists. From this it is likely that $R_L = C_{L+1,L+1}/C_{L,L} \sim \lambda^{2L}$ though this has not been proved. Accepting this, the generating function $\mathcal{R}(x) = \sum_L R_L x^L$ will have radius of convergence $x_c = 1/\lambda^2$, which we can estimate accurately using differential approximants [9]. In this way we estimate that for the crossing problem $x_c = 0.32858(5)$, for the transverse problem $x_c = 0.3282(6)$ and for the cow-patch problem $x_c = 0.328574(2)$. It is reassuring to see, from our numerical studies, that λ appears to be the same for the three problems, as proved above, and we estimate that $\lambda = 1.744550(5)$.

We now speculate on the sub-dominant terms. For SAW on an infinite lattice, it is widely accepted that $c_n \sim \text{const.} \mu^n n^g$ where c_n is the number of n step SAW equivalent up to a translation.

Table 2: The total number of walks crossing a square, $C_L(1)$, cow-patch walks, $P_L(1)$ and traversing walks, $T_L(1)$.

L	$C_L(1)$
1	2
2	12
3	184
4	8512
5	1262816
6	575780564
7	789360053252
8	3266598486981642
9	41044208702632496804
10	1568758030464750013214100
11	182413291514248049241470885236
12	64528039343270018963357185158482118
13	69450664761521361664274701548907358996488
14	227449714676812739631826459327989863387613323440
15	2266745568862672746374567396713098934866324885408319028
16	68745445609149931587631563132489232824587945968099457285419306
17	6344814611237963971310297540795524400449443986866480693646369387855336
18	1782112840842065129893384946652325275167838065704767655931452474605826692782532
19	1523344971704879993080742810319229690899454255323294555776029866737355060592877569255844
L	$\frac{1}{5}P_L(1)$
1	1
2	7
3	160
4	11408
5	2522191
6	1718769373
7	3598611604598
8	23098353998190640
9	453839082673896579243
10	27266319759961440667165921
11	5005013940387988257218110301496
12	2805250606288167736619664411164848668
13	4798636658841347169993094278185741344065154
14	25042563713780942969666110695844976426050692260400
15	398585071868378544875200967972920693215965420927547891443
16	19343509060397504009184634223201418820841655935064055180184148711
17	2861743739297615012905209591294651941414000218185488280077237678797763881
18	1290420684731131093964422300362403673911432011198730662653676329480448243238167005
19	1773260101104126884305729846781529391070539884533101171392023893295633931250883380602647575
L	$T_L(1)$
1	8
2	95
3	2320
4	154259
5	30549774
6	17777600753
7	30283708455564
8	152480475641255213
9	2287842813828061810244
10	102744826737618542833764649
11	13848270995235582268846758977770
12	5613766870113075134552249300590982081
13	6856324633418315229580098999727214234534626
14	25264653780547704599613926971040640439380254497299
15	281194924965510769640501069703642937039678809002355743600
16	9461739046646537749639494171503923182753987897972167546351180871
17	963236702020101408274810653629921860636656580683490560257709270360444788
18	29687241137935877499142156584947972393781613934413706389772635139720532797697401
19	277150300263332125727926989254635730407844207233646123561354535935393720183262709640734296

It seems at least a plausible speculation that, for SAW crossing an $L \times L$ lattice, the number going from $(0,0)$ to (L,L) is given by $\sim A\lambda^{L^2+bL}L^\alpha$. We have investigated this possibility numerically, and found it to be supported by the data, to some extent.

We fitted the data to the assumed form, fixing the value of λ at our best estimate, 1.744550. This then leaves two unknown parameters b and α . For cow-patch walks we find $b \approx 0.8558$ and $\alpha \approx -0.500$. This suggests asymptotic behaviour $A_P\lambda^{L^2+0.8558L}/\sqrt{L}$, and we estimate $A_P \approx 0.52$. For transverse walks and walks crossing a square b is quite small, most likely zero. A value of $b = 0$ would imply the absence of a term $O(\lambda^{bL})$, or possibly the presence of a term $O(\log L)$, or some power of a logarithm. We have investigated the latter possibility by including a logarithmic factor, and found that the data does not support the presence of such a term for either class of walk. Of course, we cannot rule out some small power of a logarithm, but this seems less likely than the absence of a term $O(\lambda^{bL})$.

We next investigated the possibility that the subdominant term is $O(L^\alpha)$. A simple ratio analysis [9] then led to the estimates $\alpha = -0.7$ for walks crossing a square, and $\alpha = 1.0$ for transverse walks. If our assumed form is correct, we expect these estimates to be accurate to within 10-15%. We also studied the sequence whose terms are given by the quotient T_L/C_L . This has the advantage that the λ dependence cancels, and so our result is independent of any uncertainty in the value of λ . We find that $T_L/C_L \sim \text{const.}L^{1.7}$. This is in agreement with the estimates of α found separately, for the two series. Thus we very tentatively speculate that $C_L \sim 8\lambda^{L^2}/L^{0.7}$ and $T_L \sim 9\lambda^{L^2}L$, where the amplitude estimates follow by the simple expedient of fitting the assumed L dependent form to the data, term-by-term, and extrapolating the resulting sequence of amplitude estimates. Given the sensitivity of the amplitudes to both λ and α , we do not feel confident quoting an uncertainty for the amplitudes.

Whittington and Guttmann [18] and later Burkhardt and Guim [2] studied the behaviour of the mean number of steps in a path on an $L \times L$ lattice

$$\langle n(x, L) \rangle = \frac{\sum_n n c_n(L) x^n}{\sum_n c_n(L) x^n} \quad (11)$$

as well as the fluctuations of this quantity

$$V(x, L) = \frac{\sum_n n^2 c_n(L) x^n}{\sum_n c_n(L) x^n} - \langle n(x, L) \rangle^2 \quad (12)$$

which is a kind of heat capacity. As discussed above, a phase transition takes place as one varies the fugacity x associated with the walk length. At a critical value x_c , the average walk length of a path on an $L \times L$ lattice changes from $\Theta(L)$ to $\Theta(L^2)$. In [18] the critical fugacity was proved to satisfy $1/\mu \leq x_c \leq \mu_H$, where μ_H is the growth constant for Hamiltonian SAW on the square lattice, and on the basis of numerical studies conjectured to be $x_c = 1/\mu$ exactly. In [13] the conjecture was proved. Here we also study the behaviour at $x = x_c$ and find that $\langle n(x, L) \rangle = \Theta(L^{1/\nu})$ where the numerical evidence is consistent with $\nu = 3/4$. Similar conclusions were reached earlier in [2]. For any given value of L the fluctuation $V(x, L)$ is observed to have a single maximum located at $x_c(L)$ (see top left panel of Fig. 7). We study in detail the behaviour of $V(x, L)$, which we expect to obey a standard finite-size scaling Ansatz

$$V(x, L) \sim L^{2/\nu} \tilde{V}((x - x_c)L^{1/\nu}), \quad (13)$$

(which is equivalent to (2) of [2]) where $\tilde{V}(y)$ is a scaling function. From this it follows that the position and the height of the peak in $V(x, L)$ scale as $x_c(L) - x_c \sim L^{-1/\nu}$ and $V_{\max}(L) \sim L^{2/\nu}$.

Table 3: The mean-length of walks crossing an $L \times L$ square at the critical fugacity $x = x_c$, the position, $x_c(L) - x_c$, and height, $V_{\max}(L)$, of the peak in the fluctuations $V(x, L)$.

L	$\langle n(x_c, L) \rangle$	$x_c(L) - x_c$	$V_{\max}(L)$
1	2		
2	4.1230827138	0.9370217352	2.5358983849
3	6.3491078353	0.5554687338	6.2850743202
4	8.6519365910	0.3963960508	12.5671289312
5	11.0129773423	0.3016714640	21.6246676036
6	13.4187561852	0.2403448999	33.7507328831
7	15.8593480600	0.1979673072	49.2268220069
8	18.3273545355	0.1671981710	68.3294309970
9	20.8171976528	0.1439801106	91.3288825240
10	23.3246243077	0.1259158112	118.4887185709
11	25.8463556412	0.1115091953	150.0657089122
12	28.3798369044	0.0997832765	186.3101460060
13	30.9230572826	0.0900753740	227.4662469752
14	33.4744187854	0.0819213689	273.7725788463
15	36.0326398605	0.0749872153	325.4624696518
16	38.5966838209	0.0690267737	382.7643901657
17	41.1657051788	0.0638549420	445.9023015941

In table 3 we have listed the numerical values of the mean-length at x_c and the position and height of the maximum of the fluctuations. We analyse this data by forming the associated generating functions, $N(z) = \sum_L \langle n(x, L) \rangle z^L$ etc., and using differential approximants. Given the expected asymptotic behaviour of these quantities the generating functions should have a singularity at $z_c = 1$ with critical exponents $-1/\nu - 1$ (average length at x_c), $1/\nu - 1$ (position of the peak), and $-2/\nu - 1$ (height of the peak). In table 4 we list the results from an analysis of the generating functions using second order differential approximants. The estimates for the exponents are not very accurate (which is not surprising given the short length of the series) but are fully consistent with $\nu = 3/4$.

Finally, in Fig. 7 we perform a more detailed analysis to confirm the conjectured scaling form for $V(x, L)$. In the top left panel we have simply plotted $V(x, L)$ as a function of the fugacity x to confirm the single peak behaviour. In the top right panel we have plotted $x_c(L)$ and V_{\max} vs. L in a log-log plot, thus confirming that these quantities grows as a power-law with L (the straight lines, drawn as a guide to the eye, have slopes $-1/\nu = -4/3$ and $2/\nu = 8/3$, respectively). In the bottom panels we check numerically the scaling Ansatz for $V(x, L)$. In the left panel we plot $V(x, L)/L^{8/3}$ vs. the scaling variable $(x - x_c)L^{4/3}$ obtaining a reasonable scaling collapse. A better idea of the quality of the scaling collapse can be gauged from the plot in the bottom right panel. Here we plot the difference between consecutive scaling plots from the left panel. More precisely we plot $D(x, L) = V(x, L)/L^{8/3} - V(x', L - 1)/(L - 1)^{8/3}$ vs. $(x - x_c)L^{4/3}$, where x' is chosen so that the scaled variables coincide, e.g., $(x - x_c)L^{4/3} = (x' - x_c)(L - 1)^{4/3}$.

Table 4: Estimates for z_c and the critical exponents obtained from second order differential approximants to the generating functions in Table 3. K is the degree of the inhomogeneous polynomial of the differential approximant.

K	$\langle n(x_c, L) \rangle$		$x_c(L) - x_c$		$V_{\max}(L)$	
	z_c	$-1/\nu - 1$	z_c	$1/\nu - 1$	z_c	$-2/\nu - 1$
0	0.9999823(13)	-2.32985(17)	1.00017(11)	0.3147(96)	0.999998(20)	-3.6620(21)
1	0.999983(10)	-2.3299(12)	1.000114(23)	0.3196(16)	0.9999900(41)	-3.66134(34)
2	0.9999818(79)	-2.32973(99)	1.000124(15)	0.3185(16)	0.999982(10)	-3.6606(10)
3	0.9999789(88)	-2.3293(11)	1.00013(10)	0.3183(81)	0.999975(17)	-3.6598(18)
4	0.9999773(76)	-2.32915(93)	1.000084(45)	0.3215(47)	0.999979(11)	-3.6603(11)
5	0.9999786(70)	-2.32930(80)	1.000136(75)	0.3171(61)	0.9999850(69)	-3.66081(65)

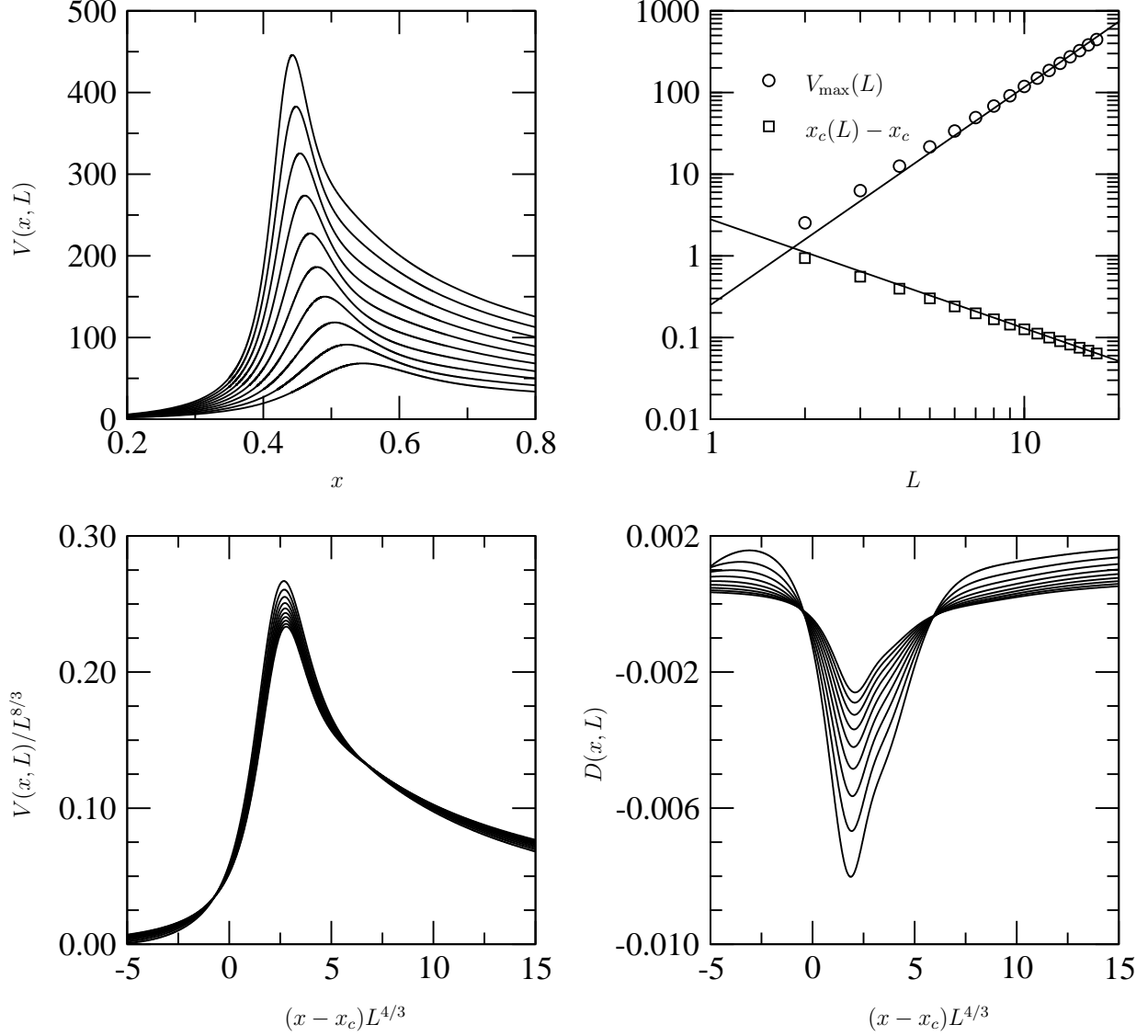


Figure 7: The fluctuations $V(x, L)$ as a function of the fugacity x (top left panel). $x_c(L) - x_c$ and V_{\max} vs. L (top right panel). $V(x, L)/L^{8/3}$ (bottom left panel) and $D(x, L)$ (bottom right panel) vs. the scaling variable $(x - x_c)L^{4/3}$.

7 Short walks crossing a square

As defined in the introduction, let $c_n(L)$ be the number of n -step self-avoiding walks crossing an $L \times L$ square. Clearly, this number is zero when n is odd and also when $n < 2L$. It is almost as clear that

$$c_{2L}(L) = \binom{2L}{L}.$$

Indeed, there are $2L$ steps in the path, of which L must go north and L must go east. Note that the number $c_{2L}(L)$ has asymptotic expansion

$$\frac{4^L}{\sqrt{L\pi}} \left(1 - \frac{1}{4L} + \frac{1}{128L^2} + \frac{5}{1024L^3} + \cdots \right).$$

Let us now prove that

$$c_{2L+2}(L) = 2L \binom{2L}{L-2}.$$

A walk counted by $c_{2L+2}(L)$ has either $L + 2$ vertical steps (and L horizontal ones), or L vertical steps (and $L + 2$ horizontal ones). By symmetry, we can focus on the first case. Let w be such a walk. We say that w has a *vertical defect*., Among the $L + 2$ vertical steps of w , exactly one goes south, while the $L + 1$ others go north. The unique south step S is necessarily preceded and followed by an east step, which we denote respectively E_1 and E_2 . Let us mark E_1 and delete S and E_2 (Figure 8). The marked path w' thus obtained allows one to recover the original path w . It contains $L + 1$ north steps and $L - 1$ east steps, one of which is marked. Moreover, the marked step cannot be at ordinate 0, nor at ordinate $L + 1$. Conversely, any walk w' satisfying these properties is obtained (exactly once) from a walk counted by $c_{2L+2}(L)$ and having a vertical defect.

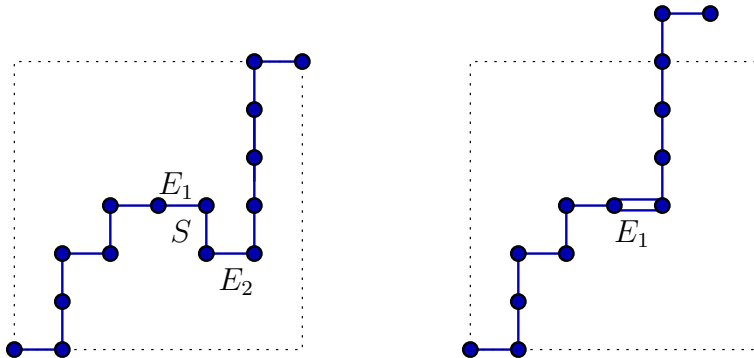


Figure 8: Enumeration of self-avoiding walks with one vertical defect.

The number of walks having $L + 1$ north steps and $L - 1$ east steps is $\binom{2L}{L-1}$. Marking one of the east steps gives a factor $(L - 1)$. Now we must subtract the number of walks in which the marked step is either at level 0 or at level $N + 1$. Transforming the marked step into a vertical step shows that each of these two families of marked walks is in bijection with walks formed with $L + 2$ up steps and $L - 2$ down steps. Putting these observations together gives

$$c_{2L+2}(L) = 2 \left((L-1) \binom{2L}{L-1} - 2 \binom{2L}{L-2} \right) = 2L \binom{2L}{L-2}.$$

Note that the number $c_{2L+2}(L)$ has the asymptotic expansion

$$\frac{L4^L}{\sqrt{L\pi}} \left(2 - \frac{33}{4L} + \frac{1345}{64L^2} - \frac{23835}{512L^3} + \cdots \right).$$

The same ideas may be used to find the value of $c_{2L+4}(L)$. We will prove that

$$\frac{1}{2}c_{2L+4}(L) = \frac{(2L)!}{L!(L+4)!} (48 + 90L + 8L^2 - 28L^3 - 3L^4 + 4L^5 + L^6) - 2. \quad (14)$$

First, note that $c_{2L+4}(L)/2$ is the number of self-avoiding walks (of length $2L + 4$, crossing the $L \times L$ square) in which the first defect, that is, the first *backward*, step, is a south step. We focus on such walks, and study four distinct cases. The first three cases count walks having two south steps, and the last case counts walks having a south step and a west step (Figure 9).

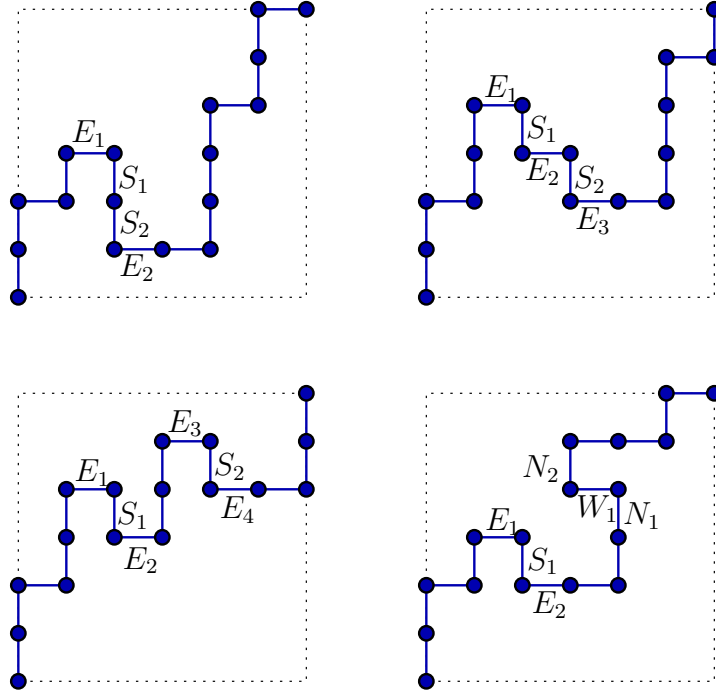


Figure 9: Four types of self-avoiding walks with two defects.

1. The walk w contains two adjacent south steps, S_1 and S_2 . They are necessarily preceded by an east step E_1 , and followed by another east step E_2 . The walk has $L + 4$ vertical steps and L horizontal steps. Mark E_1 , and delete S_1, S_2, E_2 in order to obtain a walk w' with $L + 2$ north steps and $L - 1$ east steps, one of which is marked. In w' , the marked step cannot be at level $0, 1, L + 1$ or $L + 2$. Using the same ingredients as above, we obtain the number of such walks as

$$(L - 1) \binom{2L + 1}{L - 1} - 4 \binom{2L + 1}{L - 2}.$$

2. The walk contains a sequence $E_1 S_1 E_2 S_2 E_3$. Again, w has $L + 4$ vertical steps and L horizontal steps. Mark E_1 , and delete S_1, E_2, S_2 and E_3 in order to obtain a walk with $L + 2$ north

steps and $L - 2$ east steps, one of which is marked. In w' , the marked step cannot be at level $0, 1, L + 1$ or $L + 2$. The number of such walks is

$$(L - 2) \binom{2L}{L - 2} - 4 \binom{2L}{L - 3}.$$

3. The walk contains a sequence $E_1 S_1 E_2$, and, further away, another sequence $E_3 S_2 E_4$, disjoint from the first one. Again, w has $L + 4$ vertical steps and L horizontal steps. Mark the steps E_1 and E_3 , delete S_1, E_2, S_2 and E_4 in order to obtain a walk with $L + 2$ north steps and $L - 2$ east steps, two of which are marked. Note that, in w' , the first marked step cannot lie at level $0, L + 1$ or $L + 2$, while the second marked step cannot lie at level $0, 1$ or $L + 2$. Using the same ingredients as above, combined with the inclusion-exclusion principle, we find the number of such walks as

$$\begin{aligned} & \binom{L - 2}{2} \binom{2L}{L - 2} - 2 \left[(L - 3) \binom{2L}{L - 3} - \binom{2L}{L - 4} \right] - 4 \binom{2L}{L - 4} - 2 \binom{2L}{L - 4} + 5 \binom{2L}{L - 4} \\ &= \binom{L - 2}{2} \binom{2L}{L - 2} - 2(L - 3) \binom{2L}{L - 3} + \binom{2L}{L - 4}. \end{aligned}$$

4. The walk w contains a sequence $E_1 S_1 E_2$, and, further away, a sequence $N_1 W_1 N_2$ (with obvious notations). It thus contains $L + 2$ vertical steps and $L + 2$ horizontal ones. Mark the steps E_1 and N_1 , delete S_1, E_2, W_1 and N_2 in order to obtain a walk w' with L north steps and L east steps, in which one step of each type is marked in such a way that the east marked step comes before the north marked step. In w' , the two marked steps cannot be consecutive (or w would not be self-avoiding), the east marked step cannot lie at level 0 , and the north marked step cannot lie at abscissa L . Again, the inclusion-exclusion principle applies and gives the number of such walks as

$$\frac{1}{2} L^2 \binom{2L}{L} - (2L - 1) \binom{2L - 2}{L - 1} - 2L \binom{2L}{L - 1} + 2 \binom{2L - 1}{L - 1} + \left[\binom{2L}{L} - 1 \right] - 1.$$

Putting together the four partial results we have obtained gives (14). Note that the number $c_{2L+4}(L)$ has the asymptotic expansion

$$\frac{L^2 4^L}{\sqrt{L\pi}} \left(2 - \frac{49}{4L} + \frac{2913}{64L^2} - \frac{92971}{512L^3} + \cdots \right).$$

The above argument suggests that it is very likely that, for every fixed K , the sequence $c_{2L+2K}(L)$, for $L \geq 0$, is *polynomially recursive* [16, 17, Ch. 6].

While it would probably be possible to find the number of possible paths of length $2L + 6$, the number of special cases that must be treated would become onerous. We have therefore resorted to a numerical study for walks of length $2L + 2K$, $K > 2$, based on our enumerations. For $K = 3$ we found

$$\frac{L^3 4^L}{\sqrt{L\pi}} \left(\frac{4}{3} - \frac{49}{6L} + \frac{1931 \pm 1}{64L^2} + \cdots \right),$$

while the corresponding result for $K = 4$ is

$$\frac{L^4 4^L}{\sqrt{L\pi}} \left(\frac{2}{3} + \frac{11}{4L} + \dots \right).$$

We can give a heuristic argument for the general form of the leading term in the asymptotic expansion of the number of walks of length $2L + 2K$ which gives as the leading order term $\frac{4^L}{\sqrt{L\pi}} \frac{(2L)^K}{K!}$. Here the first factor is given by the number of ways of choosing the backbone, $\binom{2L}{L} \sim \frac{4^L}{\sqrt{L\pi}}$ and the second is given by the number of ways of placing K defects (or backward steps) on a path of length $2L$, which is just $(2L)^K$. The defects are indistinguishable, introducing the factor $K!$.

This argument can be refined into a proof, for $K = o(L^{1/3})$ by following the steps, *mutatis mutandis* in the proof of a similar result given in [8].

8 Walks crossing the square and hitting the centre

In [12] Knuth also considered the problem of self-avoiding walks crossing the square *and* passing through the centre $(L/2, L/2)$ of the grid (with L being even). Denote the number of such walks by $c(L)$. Then a straightforward variant of the method of proof used in Section 3 can be applied to prove that

$$\lim_{L \rightarrow \infty} c(L)^{1/L^2} = \lambda^2.$$

Knuth used Monte Carlo simulations to estimate the fraction of paths hitting the centre point and found for $L = 10$ that 81 ± 10 percent of all paths do hit the centre. He then went on to say that “perhaps nobody will ever know the true answer.” Naturally we cannot let Knuth’s challenge go unanswered. It is very simple to modify the transfer-matrix algorithm to ensure that all paths pass through a given vertex. We just make sure that when we do the updating at the given vertex the input state ‘00’ (no occupied incoming edges) has only one output state ‘12’, while the output ‘00’ (no outgoing occupied edges) is disallowed at this vertex. We can thus answer Knuth’s query and state for all to know that for $L = 10$ a fraction $1243982213040307428318660/1568758030464750013214100 = 0.792972\dots$ of all paths pass through the centre. In Table 5 we have listed the number of paths passing through the centre for $L \leq 18$.

The fact that $C(L)/c(L)$ appears to be going to a constant implies that not only is the asymptotically dominant behavior of both $C(L)$ and $c(L)$ the same, but so must the sub-dominant behaviour. We note the useful mnemonic that the ratio appears close to $\sqrt{\pi/5} = 0.79266\dots$, though we have no idea how to prove or disprove that this is the correct value.

9 Hamiltonian walks

Hamiltonian walks can only exist on $2L \times 2L$ lattices. For lattices with an odd number of edges, one site must be missed. A Hamiltonian walk is of length $4L(L + 1)$ on a $2L \times 2L$ lattice. The

Table 5: The total number of walks crossing an $L \times L$ square and passing through the center $(L/2, L/2)$, $c(L)$ and the ratio $c(L)/C(L)$.

L	$c(L)$	$c(L)/C(L)$
2	10	0.833333...
4	7056	0.828947...
6	462755440	0.803701...
8	2593165016903538	0.793842...
10	1243982213040307428318660	0.792972...
12	51166088445891978924432033203830714	0.792927...
14	180349587397776823066172713933745722978533730900	0.792920...
16	54508896286415931462305055600895616388822171335171594099162334	0.792909...
18	1413040380714086952244299343879218154884335669707058802937825791571640010167156	0.792901...

number of such walks grows as τ^{4L^2} , where we find $\tau \approx 1.472$ based on exact enumeration up to 17×17 lattices. In [10] Jacobsen gave an estimate of the growth constant for Hamiltonian SAW on the square lattice as 1.472801 ± 0.00001 . These were walks confined to a square geometry, but not restricted as to starting and end-points as are those we consider here. This should be precisely the same as the corresponding result for Hamiltonian walks on an $L \times L$ lattice, in the large L limit. These estimates are about 20% less than λ , the growth constant for all paths. In [1] it is proved that $2^{1/3} \leq \tau \leq 12^{1/4}$. Numerically this evaluates to $1.260 \leq \tau \leq 1.861$.

We can improve on these bounds as follows: we define cow-patch walks to be Hamiltonian if every vertex of the square not belonging to the border of the square belongs to one of the SAWs of the cow-patch. Then the upper bounds given above translate verbatim into upper bounds for τ , while lower bounds are given by Hamiltonian traversing paths and eqn. (9). In this way we find $1.429 < \tau < 1.530$. As we have shown above that $1.6284 < \lambda$, this proves that $\tau < \lambda$.

The number of Hamiltonian paths H_L for L even, and paths that visit all but one site, for L odd, are given in Table 6. The number of Hamiltonian cow-patch paths HP_L for L even, and cow-patch paths that visit all but one site, for L odd, are given in Table 7. The number of Hamiltonian transverse paths HT_L for L even, and transverse paths that visit all but one site, for L odd, are given in Table 8.

E-mail or WWW retrieval of series

The series for the problems studied in this paper are available by request from I.Jensen@ms.unimelb.edu.au or via the world wide web <http://www.ms.unimelb.edu.au/~iwan/> by following the relevant links.

Acknowledgments

We would like to thank Stu Whittington for helpful comments on the manuscript. MBM was partially supported by the European Commission's IHRP Programme, grant HPRN-CT-2001-00272, "Algebraic Combinatorics in Europe". Two of us (AJG and IJ) have been supported by grants

Table 6: The number of Hamiltonian paths.

L	H_L
1	2
2	2
3	32
4	104
5	10180
6	111712
7	67590888
8	2688307514
9	9628765945000
10	1445778936756068
11	29725924602729604016
12	17337631013706758184626
13	1998903003325610328086958408
14	4628650743368437273677525554148
15	2937440223891635053435045277805847436
16	27478778338807945303765092195103685118924
17	94555056448262478314997568263027383699860223148

Table 7: The number of Hamiltonian cow-patch paths.

L	HP_L
2	6
3	81
4	2420
5	158487
6	22668546
7	7067228903
8	4796951277784
9	7083189530689311
10	22740544515287098346
11	158673902903632923216807
12	2405521769596577026409223804
13	79215226453280152797069512845071
14	5665275864000731097175367200188234758
15	879791999732650875090633720304683597787867
16	296640712696590626976673730832416228749213171388
17	217134088450048497810206709994144694071029172119163041
18	345011492148033546292595301223727273934239259467419472922686

Table 8: The number of Hamiltonian traversing paths.

L	HT_L
1	2
2	8
3	34
4	650
5	12014
6	1016492
7	83761994
8	32647369000
9	12227920752840
10	22181389298814376
11	38166266554504010420
12	323646210116765453608746
13	2574827340090912815899810042
14	102299512403818451392332665527950
15	3778748215131699995997836850757543682
16	704314728645701361948084580318587261484806
17	121135616205759617794904559766506890558675949856
18	106005756542854454380006180528618254764945283647525384

from the Australian Research Council. The calculations presented in this paper were performed on facilities provided by the Australian Partnership for Advanced Computing (APAC) and the Victorian Partnership for Advanced Computing (VPAC).

References

- [1] H. L. Abbott and D. Hanson, *Ars Combinatoria* **6**, 163 (1978).
- [2] T. W. Burkhardt and I. Guim, *J. Phys. A: Math. Gen.* **24**, L1221 (1991).
- [3] J. L. Cardy *Nucl. Phys. B* **240**, 514, (1984).
- [4] K. L. Collins and L. B. Krompart, *Discrete Math.* **169**, 29 (1997).
- [5] A. R. Conway, I. G. Enting and A. J. Guttmann, *J. Phys. A: Math. Gen.* **26**, 1519 (1993).
- [6] B. Duplantier and H. Saleur, *Nucl. Phys. B* **290**, 291 (1987).
- [7] K. Edwards, *Ars Combinatoria* **20-B**, 271 (1985).
- [8] I.G Enting, A.J. Guttmann, L. B. Richmond and N. C. Wormald, *Random Structures and Algorithms* **3** , 445 (1992).
- [9] A. J. Guttmann, Asymptotic analysis of power-series expansions in *Phase Transitions and Critical Phenomena vol. 13* (eds. C Domb and J L Lebowitz) (New York: Academic), (1989).
- [10] J. L. Jacobsen and J. Kondev, *Phys. Rev. Lett.* **81**, 2922 (1998).
- [11] D. E. Knuth, *Seminumerical Algorithms. The Art of Computer Programming, Vol 2.* (Reading, Mass: Addison Wesley) (1969).
- [12] D. E. Knuth, *Science* **194**, 1235 (1976).

- [13] N. Madras, *J. Phys. A: Math. Gen.* **28**, 1535 (1995).
- [14] N. Madras and G. Slade, *The Self-Avoiding Walk* (Boston: Birkhäuser) (1993).
- [15] J. G. Oxley and D. J. A. Welsh, *J. Appl. Prob.* **16**, 526 (1979).
- [16] R. P. Stanley, *European J. Combin.* **1**, 175 (1980).
- [17] R. P. Stanley. *Enumerative Combinatorics Vol. 2*, volume 62 of *Cambridge Studies in Advanced Mathematics*. Cambridge University Press, Cambridge, (1999).
- [18] S. G. Whittington and A. J. Guttmann, *J. Phys. A:Math. Gen.* **23**, 5601 (1990).