

Weighted networks are more synchronizable: how and whyAdilson E. Motter,^{1,*} Changsong Zhou,^{2,†} and Jürgen Kurths²¹*Max Planck Institute for the Physics of Complex Systems, Nöthnitzer Str. 38, 01187 Dresden, Germany*²*Institute of Physics, University of Potsdam PF 601553, 14415 Potsdam, Germany*

(Dated: June 25, 2018)

Most real-world networks display not only a heterogeneous distribution of degrees, but also a heterogeneous distribution of weights in the strengths of the connections. Each of these heterogeneities alone has been shown to suppress synchronization in random networks of dynamical systems. Here we review our recent findings that complete synchronization is significantly enhanced and becomes independent of both distributions when the distribution of weights is suitably combined with the distribution of degrees. We also present new results addressing the optimality of our findings and extending our analysis to phase synchronization in networks of non-identical dynamical units.

PACS numbers: 05.45.Xt, 87.18.Sn, 89.75.-k

I. INTRODUCTION

The recent explosion in the study of complex networks of dynamical systems [1] has provided compelling evidence that the synchronization of coupled oscillators is drastically influenced by the structure of the underlying network of couplings [2, 3, 4, 5, 6, 7, 8, 9, 10]. Previous works on synchronization have focused mainly on the influence of the topology of the connections by assuming that the coupling strength is uniform. These works have shown that the ability to synchronize is generally enhanced in both small-world networks (SWNs) [11] and random scale-free networks (SFNs) [12] as compared to regular networks [13], indicating that synchronizability is strongly related to the average distance between oscillators. More recently, it has been shown that synchronizability also depends critically on the heterogeneity of the degree distribution and that this can lead to counter-intuitive behaviors [7]. In particular, random networks with strong heterogeneity in the degree distribution, such as SFNs, are more difficult to synchronize than random homogeneous networks [7], despite the fact that heterogeneity reduces the average distance between nodes [14].

However, synchronization, as many other dynamical processes, is influenced not only by the topology, but also by the strength of the connections. Very recently, it has been shown that synchronization is suppressed in networks with heterogeneous distribution of weights in the connection strengths [9], even when the distribution of degrees is homogeneous. This is an important result because most complex networks where synchronization is relevant are indeed weighted and display a highly heterogeneous distribution of both degrees *and* weights [15, 16, 17]. Examples include brain networks, both at the neuronal and cortical level [18], and airport

networks [15], which underlie the synchronization of epidemic outbreaks in different cities [19]. The identification and study of complex weighted networks with improved synchronization properties is thus of great interest.

In this paper, we review this fundamental problem in the context of complete synchronization of identical oscillators [20, 21]. We introduce a weighted coupling scheme and we show that, for a given network topology, the synchronizability is maximum when the network of couplings is weighted and directed. For large sufficiently random networks, the maximum synchronizability is primarily determined by the mean degree of the network and does not depend on the degree distribution and system size. This contrasts with the case of unweighted (and undirected) coupling, where the synchronizability is strongly suppressed as the degree heterogeneity or number of oscillators is increased. We also show that the total cost involved in the weighted couplings is significantly reduced as compared to the case of unweighted coupling and appears to be minimum when the synchronizability is maximum. Furthermore, we present new results that extend our findings to the synchronization of phase oscillators and provide evidence for the optimality of our weighted model.

The paper is organized as follows. The problem of complete synchronization is formulated in Sec. II and is analyzed in Sec. III. The problem of phase synchronization is considered in Sec. IV. In Sec. V, we discuss the distribution of weights that would maximize synchronizability for a given network topology. The conclusions are presented in the last section.

II. COMPLETE SYNCHRONIZATION

We introduce a weighted model of linearly coupled identical oscillators and we present a condition for the linear stability of the completely synchronized states in terms of the eigenvalues of the coupling matrix.

The dynamics of a weighted network of N identical

*Electronic address: motter@mpipks-dresden.mpg.de

†Electronic address: cszhou@agnld.uni-potsdam.de

oscillators is described by:

$$\dot{\mathbf{x}}_i = \mathbf{F}(\mathbf{x}_i) + \sigma \sum_{j=1}^N A_{ij} [\mathbf{H}(\mathbf{x}_j) - \mathbf{H}(\mathbf{x}_i)], \quad (1)$$

$$= \mathbf{F}(\mathbf{x}_i) - \sigma \sum_{j=1}^N G_{ij} \mathbf{H}(\mathbf{x}_j), \quad i = 1, \dots, N, \quad (2)$$

where $\mathbf{F} = \mathbf{F}(\mathbf{x})$ governs the dynamics of each individual oscillator, $\mathbf{H} = \mathbf{H}(\mathbf{x})$ is the output function, and σ is the overall coupling strength. Matrix $A = (A_{ij})$ is the adjacency matrix of the underlying network of couplings, where $A_{ij} = w_{ij}$ if there is a link of strength $w_{ij} > 0$ from node j to node i , and 0 otherwise. Matrix $G = (G_{ij})$, defined as $G_{ij} = -A_{ij} + \delta_{ij} \sum_{j=1}^N A_{ij}$, is the coupling matrix. The rows of matrix G have zero sum and this ensures that the completely synchronized state $\{\mathbf{x}_i(t) = \mathbf{s}(t), \forall i \mid d\mathbf{s}/dt = \mathbf{F}(\mathbf{s})\}$ is a solution of Eq. (2).

In the case of symmetrically coupled oscillators with uniform coupling strength, the network of couplings is unweighted and undirected, and G is the usual (symmetric) Laplacian matrix $L = (L_{ij})$: the diagonal entries are $L_{ii} = k_i$, where k_i is the degree of node i , and the off-diagonal entries are $L_{ij} = -1$ if nodes i and j are connected and $L_{ij} = 0$ otherwise. For $G_{ij} = L_{ij}$, heterogeneity in the degree distribution suppresses synchronization in important classes of networks [7]. The synchronizability may be easily enhanced if we modify the topology of the network of couplings. Here, however, we address the problem of enhancement of synchronizability for a *given* network topology.

In order to enhance the synchronizability of networks with heterogeneous degree distribution, we propose to scale the coupling strength by a function of the degree of the nodes. For specificity, we take

$$G_{ij} = L_{ij}/k_i^\beta, \quad (3)$$

where β is a tunable parameter. We say that the network or coupling is weighted when $\beta \neq 0$ and unweighted when $\beta = 0$. Networks with $\beta = 0$ and $\beta > 0$ are depicted in Figs. 1(a) and 1(b), respectively.

The underlying network associated with the Laplacian matrix L is undirected and unweighted, but for $\beta \neq 0$, the network of couplings becomes not only weighted but also directed because the resulting matrix G is in general asymmetric. This is a special kind of directed network where the number of *in*-links is equal to the number of *out*-links in each node, and the directions are encoded in the strengths of in- and out-links [Fig. 1(b)]. In spite of the possible asymmetry of matrix G , all the eigenvalues of matrix G are nonnegative reals and can be ordered as $0 = \lambda_1 \leq \lambda_2 \leq \dots \leq \lambda_N$, as shown below.

In matrix notation, Eq. (3) can be written as $G = D^{-\beta} L$, where $D = \text{diag}\{k_1, k_2, \dots, k_N\}$ is the diagonal matrix of degrees. (We recall that the degree k_i is the number of oscillators coupled to oscillator i .) From the identity $\det(D^{-\beta} L - \lambda I) = \det(D^{-\beta/2} L D^{-\beta/2} - \lambda I)$,

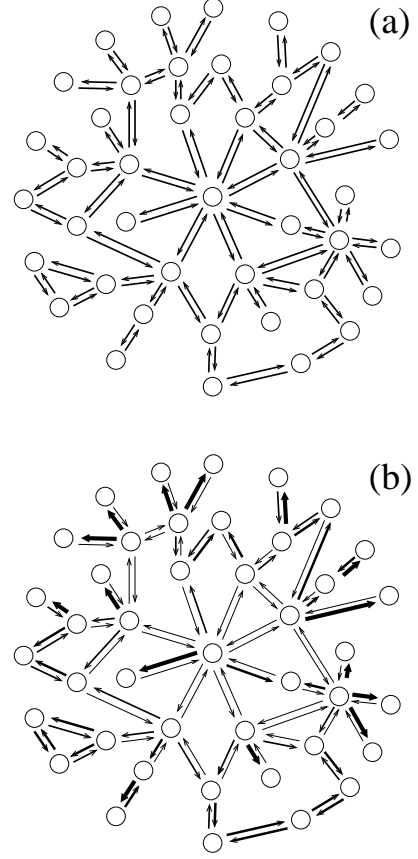


FIG. 1: Illustration of model (3) for (a) $\beta = 0$ (unweighted coupling) and (b) $\beta > 0$ (weighted coupling).

valid for any λ , we have that the spectrum of eigenvalues of matrix G is equal to the spectrum of a symmetric matrix defined as $H = D^{-\beta/2} L D^{-\beta/2}$. As a result, all the eigenvalues of matrix G are real, as anticipated above. Moreover, because H is positive semidefinite, all the eigenvalues are nonnegative and, because the rows of G have zero sum, the smallest eigenvalue λ_1 is always zero. If the network is connected, $\lambda_2 > 0$ for any finite β . Naturally, the study of complete synchronization of the whole network only makes sense if the network is connected. For $\beta = 1$, matrix H is the normalized Laplacian matrix [22]. In this case, if $N \geq 2$ and the network is connected, then $0 < \lambda_2 \leq N/(N-1)$ and $N/(N-1) \leq \lambda_N \leq 2$. For spectral properties of unweighted complex networks, see Refs. [22, 23, 24, 25].

The variational equations governing the linear stability of a synchronized state $\{\mathbf{x}_i(t) = \mathbf{s}(t), \forall i\}$ of the system in Eqs. (2) and (3) can be diagonalized into N blocks of the form

$$\frac{d\eta}{dt} = [D\mathbf{F}(\mathbf{s}) - \alpha D\mathbf{H}(\mathbf{s})] \eta, \quad (4)$$

where D denotes the Jacobian matrix, $\alpha = \sigma \lambda_i$, and

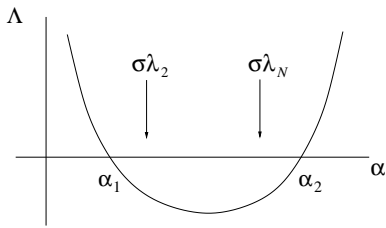


FIG. 2: Master stability function: illustration of the condition $\alpha_1 < \sigma\lambda_2 \leq \dots \leq \sigma\lambda_N < \alpha_2$.

λ_i are the eigenvalues of the coupling matrix G . The largest Lyapunov exponent $\Lambda(\alpha)$ of this equation can be regarded as a master stability function, which determines the linear stability of the synchronized state [26]: the synchronized state is stable if $\Lambda(\sigma\lambda_i) < 0$ for $i = 2, \dots, N$. (The eigenvalue λ_1 corresponds to a mode parallel to the synchronization manifold.)

For many oscillatory dynamical systems [6, 26], the master stability function $\Lambda(\alpha)$ is negative in a single, finite interval (α_1, α_2) . Therefore, the network is synchronizable for some σ when $\alpha_1 < \sigma\lambda_2 \leq \dots \leq \sigma\lambda_N < \alpha_2$, as depicted in Fig. 2. This is equivalent to the condition

$$R \equiv \lambda_N/\lambda_2 < \alpha_2/\alpha_1, \quad (5)$$

where α_2/α_1 depends only on the dynamics (\mathbf{F} , \mathbf{H} , and \mathbf{s}), while the eigenratio R depends only on the coupling matrix G . The problem of synchronization is then reduced to the analysis of eigenvalues of the coupling matrix [6]: the smaller the eigenratio R , the larger the synchronizability of the network and vice versa. Alternatively, the eigenratio R can also be regarded as a measure of the *speed* to synchronize, where the speed is defined by the smallest transverse Lyapunov exponent.

III. ENHANCEMENT OF SYNCHRONIZABILITY IN WEIGHTED NETWORKS

We study the system in Eqs. (2) and (3) and we argue that the synchronizability is maximum (R is minimum) and the coupling cost is minimum for $\beta = 1$.

A. Mean Field Approximation

A mean field approximation provides insight into the effects of degree heterogeneity and the dependence of R on β .

The dynamical equations (2) can be rewritten as:

$$\frac{d\mathbf{x}_i}{dt} = \mathbf{F}(\mathbf{x}_i) + \sigma k_i^{1-\beta} [\bar{\mathbf{H}}_i - \mathbf{H}(\mathbf{x}_i)], \quad (6)$$

where

$$\bar{\mathbf{H}}_i = \frac{1}{k_i} \sum_j A_{ij} \mathbf{H}(\mathbf{x}_j) \quad (7)$$

is the local mean field from all the nearest neighbors of oscillator i . If the network is sufficiently random and the system is close to the synchronized state \mathbf{s} , we may assume that $\bar{\mathbf{H}}_i \approx \mathbf{H}(\mathbf{s})$ and we may approximate Eq. (6) as

$$\frac{d\mathbf{x}_i}{dt} = \mathbf{F}(\mathbf{x}_i) + \sigma k_i^{1-\beta} [\mathbf{H}(\mathbf{s}) - \mathbf{H}(\mathbf{x}_i)], \quad (8)$$

indicating that all the oscillators are decoupled and forced by a common oscillator with output $\mathbf{H}(\mathbf{s})$.

From a variational equation analogous to Eq. (4), we have that all oscillators in Eq. (8) will be synchronized by the common forcing when

$$\alpha_1 < \sigma k_i^{1-\beta} < \alpha_2 \quad \forall i. \quad (9)$$

For $\beta \neq 1$, it is enough to have a single node with degree very different from the others for this condition not to be satisfied for any σ . In this case, the complete synchronization becomes impossible because the corresponding oscillator cannot be synchronized. This explains the results of Ref. [7] on the suppression of synchronizability due to heterogeneity in unweighted networks.

Within the mean field approximation, the eigenratio is $R = (k_{\max}/k_{\min})^{1-\beta}$ for $\beta \leq 1$ and $R = (k_{\min}/k_{\max})^{1-\beta}$ for $\beta > 1$, where $k_{\min} = \min_i \{k_i\}$ and $k_{\max} = \max_i \{k_i\}$, and reaches its minimum at $\beta = 1$. This suggests that the maximum synchronizability in weighted networks is achieved when $\beta = 1$. As shown in Ref. [21], the same indication is provided by the analysis of a diffusion process related to the spread of information in the network. We thus expect the (un-approximated) system in Eq. (2) to exhibit maximum synchronizability at $\beta = 1$.

We now test this prediction numerically on random SFNs [27]. The networks are generated as follows. Each node is assigned to have a number $k_i \geq k_{\min}$ of “half-links” according to the probability distribution $P(k) \sim k^{-\gamma}$, where γ is a scaling exponent and k_{\min} is a constant integer. The network is generated by randomly connecting these half-links to form links, prohibiting self- and repeated links. We discard the networks that are not connected. In the limit $\gamma = \infty$, all nodes have the same degree $k = k_{\min}$.

Our numerical computations confirm that the eigenratio R has a well defined minimum at $\beta = 1$, as shown in Fig. 3 for various γ . The only exception is the class of homogeneous networks, where all the nodes have the same degree. When the network is homogeneous, the weights $k_i^{-\beta}$ can be factored out and the eigenratio R is independent of β (Fig. 3, solid line). Random homogeneous networks correspond to random SFNs with $\gamma = \infty$. In SFNs, the heterogeneity increases as the scaling exponent γ is reduced. As shown in Fig. 3, the minimum of the eigenratio R becomes more pronounced as the heterogeneity

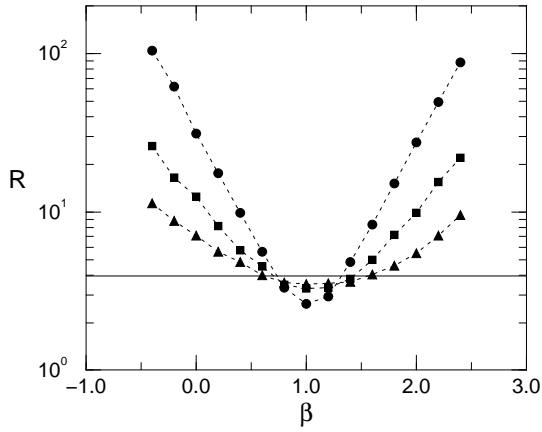


FIG. 3: Eigenratio R as a function of β for random SFNs with $\gamma = 3$ (\bullet), $\gamma = 5$ (\blacksquare), $\gamma = 7$ (\blacktriangle), and $\gamma = \infty$ (solid line). Each curve corresponds to an average over 50 realizations of the networks for $k_{\min} = 10$ and $N = 1024$.

of the degree distribution is increased. A pronounced minimum for the eigenratio R at $\beta = 1$ is also observed in various other models of complex networks [20, 21].

B. Mean Degree Approximation

In what follows, we present an approximation for the eigenratio R . Here we focus on the case of maximum synchronizability ($\beta = 1$).

Based on results of Ref. [24] for random networks with given expected degrees, we have

$$\max\{1 - \lambda_2, \lambda_N - 1\} = [1 + o(1)] \frac{2}{\sqrt{k}}. \quad (10)$$

Moreover, the semicircle law holds and the spectrum of matrix H is symmetric around 1 for $k_{\min} \gg \sqrt{k}$ in the thermodynamic limit [24]. These results are rigorous for ensembles of networks with a given expected degree sequence and sufficiently large minimum degree k_{\min} , but our numerical computation supports the hypothesis that the approximate relations

$$\lambda_2 \approx 1 - \frac{2}{\sqrt{k}}, \quad \lambda_N \approx 1 + \frac{2}{\sqrt{k}}, \quad (11)$$

hold under much milder conditions. In particular, relations (11) are expected to hold true for any large, sufficiently random network with $k_{\min} \gg 1$.

Under the assumption that $1 - \lambda_2 \approx \lambda_N - 1 \approx 2/\sqrt{k}$, the eigenratio can be written as

$$R \approx \frac{1 + 2/\sqrt{k}}{1 - 2/\sqrt{k}}. \quad (12)$$

Therefore, for $\beta = 1$, the eigenratio R is primarily determined by the mean degree and does not depend on the

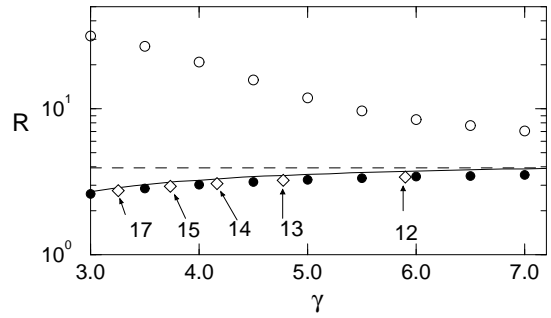


FIG. 4: Eigenratio R as a function of the scaling exponent γ for random SFNs with $\beta = 1$ (\bullet) and $\beta = 0$ (\circ). The other curves are the approximation of the eigenratio in Eq. (12) (solid line) and the eigenratio at $\gamma = \infty$ (dashed line). The \diamond symbols correspond to random homogeneous networks with the same mean degree of the corresponding SFNs (the degrees are indicated in the figure). The other network parameters are the same as in Fig. 3.

number of oscillators and the details of the degree distribution. This is a remarkable result because, regardless of the degree distribution, the network at $\beta = 1$ is just as synchronizable as a random homogeneous network with the same mean degree, and random homogeneous networks appear to be asymptotically optimal in the sense that R approaches the absolute lower bound in the thermodynamic limit for large enough k [8].

We now test our predictions on random SFNs. As shown in Fig. 4, in unweighted SFNs, the eigenratio R increases with increasing heterogeneity of the degree distribution (see also Ref. [7]). But, as shown in the same figure, the eigenratio does not increase with heterogeneity when the coupling is weighted at $\beta = 1$. The difference is particularly large for small scaling exponent γ , where the variance of the degree distribution is large and the network is highly heterogeneous (note the logarithmic scale in Fig. 4). For $\beta = 1$, the eigenratio R is well approximated by the relation in Eq. (12) [Fig. 4, solid line]. For $\beta = 1$, the eigenratio of the SFNs is also very well approximated by the eigenratio of random homogeneous networks with the same number of links [Fig. 4, \diamond]. Therefore, for $\beta = 1$, the variation of the eigenratio R with the heterogeneity of the degree distribution in SFNs is mainly due to the variation of the mean degree of the networks, which increases in random SFNs as the scaling exponent γ is reduced.

In Fig. 5, we show the eigenratio R as a function of the system size N . In unweighted SFNs, the eigenratio increases strongly as the number of oscillators is increased. Therefore, it may be very difficult or even impossible to synchronize large unweighted networks. However, for $\beta = 1$, the eigenratio of large networks appears to be independent of the system size, as shown in Fig. 5 for random SFNs. Similar results are observed in many other models of complex networks. Altogether, these provide strong evidence for relation (12) and shows that synchro-

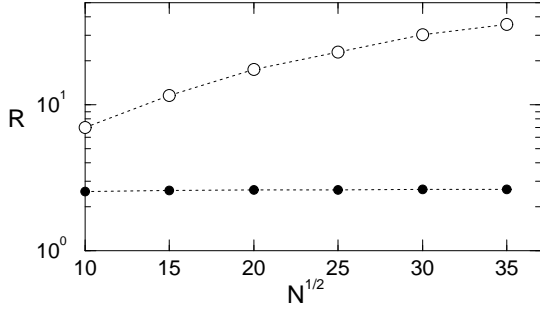


FIG. 5: Eigenratio R as a function of the number of oscillators for random SFNs with $\gamma = 3$. Dotted lines are guides for the eyes. The legend and other parameters are the same as in Fig. 4.

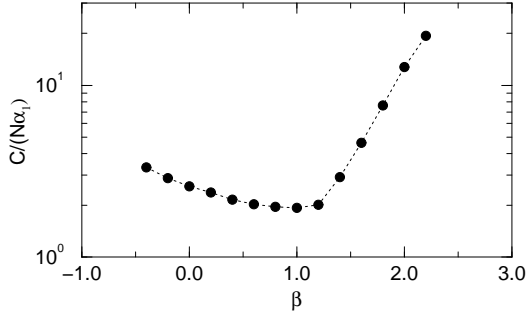


FIG. 6: Normalized cost $C/N\alpha_1$ as a function of β for random SFNs with scaling exponent $\gamma = 3$. The other parameters are the same as in Fig. 3.

nizability is significantly enhanced for $\beta = 1$ as compared to the case of unweighted coupling ($\beta = 0$).

C. Coupling Cost

We now turn to the problem of the cost involved in the network of couplings. The total cost C is naturally defined as the total input strength of the connections of all nodes at the synchronization threshold:

$$C = \sigma_{\min} \sum_{i=1}^N k_i^{1-\beta}, \quad (13)$$

where $\sigma_{\min} = \alpha_1/\lambda_2$ is the minimum coupling strength for the network to synchronize. We recall that α_1 is the point where the master stability function first becomes negative. For $\beta = 1$, we have $C = N\alpha_1/\lambda_2$.

As a function of β , the cost has a broad minimum at $\beta = 1$, as shown in Fig. 6 for random SFNs. This result is important because it shows that maximum synchronizability and minimum cost occur exactly at the same point. The cost for random SFNs at $\beta = 1$ is very well

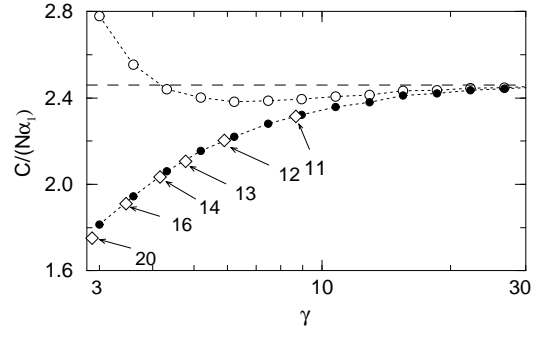


FIG. 7: Normalized cost $C/N\alpha_1$ as a function of the scaling exponent γ for random SFNs with $\beta = 1$ (\bullet) and $\beta = 0$ (\circ), and for random homogeneous networks with the same mean degree (\diamond). The dashed line corresponds to $\gamma = \infty$. The other parameters are the same as in Fig. 3.

approximated by the cost for random homogeneous networks with the same mean degree [Fig. 7, \diamond], in agreement with our analysis in Sec. III B that, at $\beta = 1$, the eigenvalue λ_2 is fairly independent of the degree distribution. The cost at $\beta = 1$ is significantly reduced as compared to the case of unweighted coupling ($\beta = 0$), as shown in Fig. 7. The difference becomes more pronounced when the scaling exponent γ is reduced and the degree distribution becomes more heterogeneous. Similar results are observed in other models of complex networks. Therefore, cost reduction is another important advantage of suitably weighted networks.

IV. PHASE SYNCHRONIZATION

The above analysis on identical oscillators can serve as a good approximation even when the oscillators are not fully identical. In some realistic situations [28], however, the interacting oscillators are significantly different, specially in the oscillation frequencies [29]. Here we extend the enhancement of synchronizability to networks of non-identical oscillators.

We consider phase synchronization in complex networks of limit cycle oscillators,

$$\dot{\mathbf{x}}_i = \omega_i \mathbf{F}(\mathbf{x}_i) - \sigma \sum_{j=1}^N G_{ij} \mathbf{H}(\mathbf{x}_j), \quad i = 1, \dots, N, \quad (14)$$

where $\dot{\mathbf{x}} = \mathbf{F}(\mathbf{x})$ represents a Van der Pol oscillator, $\dot{u} = v$, $\dot{v} = 0.3(1 - u^2)v - u$, and the couplings are through both variables u and v such that $\mathbf{H}(\mathbf{x}) = \mathbf{x}$. We assume that the frequencies ω_i follow a uniform distribution in an interval $[1 - \Delta\omega, 1 + \Delta\omega]$. In our simulations we set $\Delta\omega = 0.2$.

Now we study the effects of the weighted coupling on phase synchronization. For an arbitrary β , on average each oscillator receives an effective input of strength

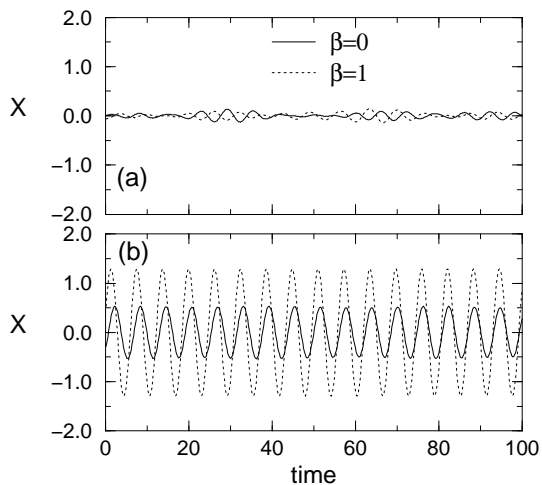


FIG. 8: Time series of the mean field X in random SFNs of non-identical Van der Pol oscillators with $\gamma = 3$. The coupling strengths are (a) $\sigma^* = 0.1$ and (b) $\sigma^* = 0.2$. The other parameters are the same as in Fig. 3.

$\sigma^* = \sigma \sum_i^N k_i^{1-\beta} / N$. We can compare the synchronization behavior at different β for the same effective strength σ^* . In Fig. 8, we show time series of the mean field $X = \sum_{i=1}^N x_i / N$ for unweighted ($\beta = 0$) and weighted random SFNs ($\beta = 1$). For small coupling strength σ^* , neither of the networks display significant collective behavior [Fig. 8(a)]. As the coupling strength is increased, collective oscillations emerge for both weighted and unweighted networks, but the oscillations are much more pronounced for the networks with $\beta = 1$ [Fig. 8(b)].

In Fig. 9, we show the *amplitude* of the mean field X as a function of σ^* . Here the amplitude is defined as the standard deviation of X over time. The amplitude is approximately zero for small coupling strength, increases sharply as σ^* is increased beyond a certain critical value, and saturates for large σ^* (Fig. 9). (This transition becomes sharper as the number N of oscillators is increased). The overall behavior is similar for weighted and unweighted networks but, again, the amplitude is significantly larger for networks with $\beta = 1$ at the same value of σ^* . Moreover, the amplitude of random SFNs at $\beta = 1$ is well approximated by the amplitude of random homogeneous networks with the same mean degree (Fig. 9), which are networks that exhibit good phase synchronization properties.

All these provide strong evidence that our weighted coupling scheme strongly enhances the synchronizability of networks of non-identical oscillators. This is expected to be relevant for realistic networks.

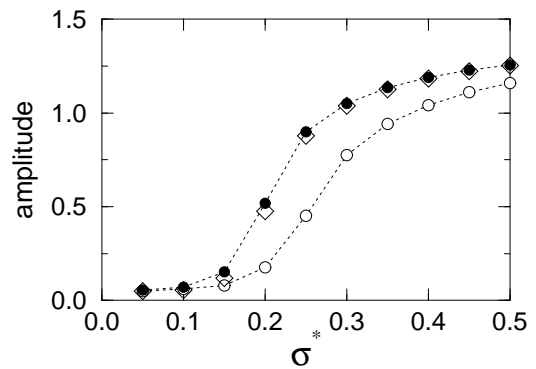


FIG. 9: Amplitude as a function of σ^* for random SFNs of Van der Pol oscillators with $\beta = 0$ (\circ) and $\beta = 1$ (\bullet). The \diamond symbols correspond to random homogeneous networks with the same mean degree of the random SFNs. The results are averaged over 20 realizations. The scaling exponent is $\gamma = 3$ and the other parameters are the same as in Fig. 3.

V. WHAT ARE THE MOST SYNCHRONIZABLE NETWORKS?

Within the weighted coupling scheme of Eq. (3), the networks that exhibit maximum synchronizability and minimum cost are those with $\beta = 1$ (Sec. III). Physically, this seems to be related to the fact that the synchronization of the network is determined by the input signal at each node (as opposed to the output signal) and that the sum $\sum_j A_{ij} = k_i^{1-\beta}$ of the strengths of all the in-links of a node becomes uniformly equal to 1 for all the nodes exactly at $\beta = 1$. This leads to the natural question of whether there is any other distribution of weights that can further improve the synchronizability and cost of the network for a given topology of connections. As we show, the answer is positive for finite size networks, but seems to be negative in the thermodynamic limit.

In order to address this question we introduce the following weighted coupling scheme. If there is a link between a node i with degree k_i and a node j with degree k_j , the strength $A_{ij} = w_{ij}$ of link $j \rightarrow i$ is taken to be

$$w_{ij} = (k_i k_j)^\theta / N_r \quad (15)$$

where θ is a tunable parameter and $N_r = \sum_{j \sim i} (k_i k_j)^\theta$ is a normalization factor that ensures that $\sum_j A_{ij} = 1$ (the sum $\sum_{j \sim i}$ is over all the neighbors of node i). For $\theta = 0$ we recover the model in Eq. (3) for $\beta = 1$.

This new weighted model is partially motivated by observations in real networks, including scientific collaboration networks [15], airport networks [15, 16], and metabolic networks [16], which have been found to exhibit a strong correlation between the weight w_{ij} and product of the corresponding degrees as $\langle w_{ij} \rangle \sim (k_i k_j)^\theta$. A similar model has been considered in the study of coherence in networks of chaotic maps [4].

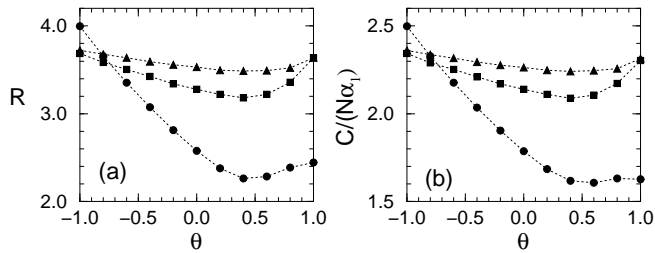


FIG. 10: (a) Eigenratio R and (b) normalized cost $C/(N\alpha_1)$ as functions of θ for random SFNs with $\gamma = 3$ (●), $\gamma = 5$ (■), and $\gamma = 7$ (▲). The other parameters are the same as in Fig. 3.

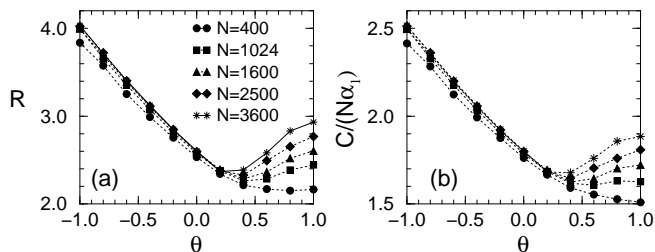


FIG. 11: The same as in Fig. 10 for random SFNs with $\gamma = 3$ and various choices for the number N of oscillators, as indicated in the figure.

We now study the weighted model (15) numerically in the context of complete synchronization of identical oscillators. In Fig. 10, we show the eigenratio R and the normalized cost $C/(N\alpha_1)$ as functions of θ for different values of the scaling exponent. In each case, both the eigenratio and the cost reach a minimum for some $\theta^*(N, \gamma) > 0$, which is approximately the same for R and C and indicates that these networks synchronize better than those of the weighted model (3) for $\beta = 1$ ($\theta = 0$). However, as compared to the difference between unweighted networks ($\beta = 0$) and networks weighted for

$\beta = 1$ in model (3), the further reduction of R and C within model (15) is very small.

Indeed, $R(\beta = 0) - R(\beta = 1)$ and $C(\beta = 0) - C(\beta = 1)$ [Fig. 4] are orders of magnitude larger than $R(\theta = 0) - R(\theta = \theta^*)$ and $C(\theta = 0) - C(\theta = \theta^*)$ [Fig. 10], even when the networks are strongly heterogeneous (i.e., γ is small). Moreover, the difference between the synchronizability at $\theta = 0$ and $\theta = \theta^*$ reduces when the number N of oscillators is increased, as shown in Fig. 11. Since θ^* approaches $\theta = 0$ for increasing N , our numerics are consistent with the hypothesis that the minimum of R and C will be at $\theta = 0$ for $N \rightarrow \infty$. That is, the weighted model (3) for $\beta = 1$ may be optimal in the thermodynamic limit. The verification of this hypothesis is currently an interesting open problem.

VI. CONCLUSIONS

Complex networks with strong heterogeneity in the distributions of either degrees or weights are poorly synchronizable. This suppression of synchronizability is due to the different intensities of the input signals received by different nodes in the network. We have shown that the synchronizability is significantly improved when the distribution of weights is constrained by the distribution of degrees in such a way that all the nodes receive the same intensity of input signal. In this case, the distributions of degrees and weights as well as the distribution of the total strength of out-links per node, $\sum_i A_{ij}$, may be highly heterogeneous, but the distribution of the total strength of in-links, $\sum_j A_{ij}$, is the same for all the nodes in the network. In particular, our analysis shows that properly weighted complex networks are much more synchronizable than the corresponding unweighted networks.

Acknowledgments

This work was partially supported by SFB 555 and the VW Foundation.

-
- [1] S. H. Strogatz, *Nature (London)* **410**, 268 (2001); R. Albert and A.-L. Barabási, *Rev. Mod. Phys.* **74**, 47 (2002); S. N. Dorogovtsev and J. F. F. Mendes, *Adv. Phys.* **51**, 1079 (2002); M. E. J. Newman, *SIAM Rev.* **45**, 167 (2003).
 - [2] D. J. Watts, *Small Worlds* (Princeton University Press, Princeton, 1999).
 - [3] L. F. Lago-Fernández, R. Huerta, F. Corbacho, and J. A. Sigüenza, *Phys. Rev. Lett.* **84**, 2758 (2000); P. M. Gade and C. K. Hu, *Phys. Rev. E* **62**, 6409 (2000); L. G. Morelli and D. H. Zanette, *Phys. Rev. E* **63**, 036204 (2001); K. Sun and Q. Ouyang, *Phys. Rev. E* **64**, 026111 (2001); J. Jost and M. P. Joy, *Phys. Rev. E* **65**, 016201 (2002); X. F. Wang, *Int. J. Bifurcation Chaos Appl. Sci.*

- Eng.* **12**, 885 (2002); H. Hong, M. Y. Choi, and B. J. Kim, *Phys. Rev. E* **65**, 026139 (2002); O. Kwon and H. T. Moon, *Phys. Lett. A* **298**, 319 (2002); M. Timme, F. Wolf, and T. Geisel, *Phys. Rev. Lett.* **89**, 258701 (2002); G. W. Wei, M. Zhan, and C. H. Lai, *Phys. Rev. Lett.* **89**, 284103 (2002); F. Oi, Z. Hou, and H. Xin, *Phys. Rev. Lett.* **91**, 064102 (2003); J. Ito and K. Kaneko, *Phys. Rev. E* **67**, 046226 (2003); A. M. Batista, S. E. D. Pinto, R. L. Viana, and S. R. Lopes, *Physica A* **322**, 118 (2003); F. M. Atay, J. Jost, and A. Wende, *Phys. Rev. Lett.* **92**, 144101 (2004); Y. Moreno and A. F. Pacheco, *Europhys. Lett.* **68**, 603 (2004).
- [4] P. G. Lind, J. A. C. Gallas, and H. J. Herrmann, *Phys. Rev. E* **70**, 056207 (2004).

- [5] X. Guardiola, A. Diaz-Guilera, M. Llas, and C. J. Perez, Phys. Rev. E **62**, 5565 (2000).
- [6] M. Barahona and L. M. Pecora, Phys. Rev. Lett. **89**, 054101 (2002).
- [7] T. Nishikawa, A. E. Motter, Y.-C. Lai, and F. C. Hoppensteadt, Phys. Rev. Lett. **91**, 014101 (2003).
- [8] C. W. Wu, Phys. Lett. A **319**, 495 (2003).
- [9] M. Denker, M. Timme, M. Diesmann, F. Wolf, and T. Geisel, Phys. Rev. Lett. **92**, 074103 (2004).
- [10] J. G. Restrepo, E. Ott, and B. R. Hunt, Phys. Rev. E **69**, 066215 (2004).
- [11] D. J. Watts and S. H. Strogatz, Nature (London) **393**, 440 (1998).
- [12] A.-L. Barabási and R. Albert, Science **286**, 509 (1999).
- [13] A different behavior has been observed in networks of pulse oscillators [5].
- [14] F. Chung and L. Lu, Proc. Natl. Acad. Sci. U.S.A. **99**, 15879 (2002); B. Bollobás and O. Riordan, in Handbook of Graphs and Networks, edited by S. Bornholdt and H. G. Schuster (Wiley-VCH, Berlin, 2002); R. Cohen and S. Havlin, Phys. Rev. Lett. **90**, 058701 (2003); S. N. Dorogovtsev, J. F. F. Mendes, and A. N. Samukhin, Nucl. Phys. B **653**, 307 (2003).
- [15] A. Barrat, M. Barthélemy, R. Pastor-Satorras, and A. Vespignani, Proc. Natl. Acad. Sci. U.S.A. **101**, 3747 (2004).
- [16] P. J. Macdonald, E. Almaas, A.-L. Barabási, e-print cond-mat/0405688.
- [17] S. H. Yook, H. Jeong, A.-L. Barabási, and Y. Tu, Phys. Rev. Lett. **86**, 5835 (2001); M. E. J. Newman, Phys. Rev. E **64**, 016132 (2001); H. J. Kim, I. M. Kim, Y. Lee, and B. Kahng, J. Korean Phys. Soc. **40**, 1105 (2002); V. Latora and M. Marchiori, Eur. Phys. Journ. B **32**, 249 (2003); C. Aguirre, R. Huerta, F. Corbacho, and P. Pascual, Lecture Notes in Computer Science, Vol. 2415 (2002), p. 27; L. A. Braunstein, S. V. Buldyrev, R. Cohen, S. Havlin, and H. E. Stanley, Phys. Rev. Lett. **91**, 168701 (2003); C. Li and G. Chen, e-print cond-mat/0311333; G. Caldarelli, F. Coccetti, and P. De Los Rios, e-print cond-mat/0312236.
- [18] D. J. Felleman and D. C. Van Essen, Cerebral Cortex **1**, 1 (1991); J. W. Scannell, G. A. P. C. Burns, C. C. Hilgetag, M. A. O'Neil, and M. P. Yong, Cerebral Cortex **9**, 277 (1999).
- [19] B. T. Grenfell, O. N. Bjornstad, and J. Kappey, Nature (London) **414**, 716 (2001).
- [20] A. E. Motter, C. S. Zhou, and J. Kurths, Europhys. Lett. **69**, 334 (2005).
- [21] A. E. Motter, C. S. Zhou, and J. Kurths, Phys. Rev. E **71**, 016116 (2005).
- [22] F. R. K. Chung, *Spectral Graph Theory* (AMS, Providence, 1994).
- [23] M. Faloutsos, P. Faloutsos, and C. Faloutsos, Comput. Commun. Rev. **29**, 251 (1999); R. Monasson, Eur. Phys. J. B, **12** 555 (1999); I. J. Farkas, I. Derényi, A.-L. Barabási, and T. Vicsek, Phys. Rev. E **64**, 026704 (2001); K. I. Goh, B. Kahng, and D. Kim, Phys. Rev. E **64**, 051903 (2001); Z. Burda, J. D. Correia, and A. Krzywicki, Phys. Rev. E **64**, 046118 (2001); M. Mihail, C. Gkantsidis, and E. Zegura, *Spectral analysis of Internet topologies*, in Proc. Infocom. IEEE (2003).
- [24] F. Chung, L. Lu, and V. Vu, Proc. Natl. Acad. Sci. U.S.A. **100**, 6313 (2003).
- [25] S. N. Dorogovtsev, A. V. Goltsev, J. F. F. Mendes, and A. N. Samukhin, Phys. Rev. E **68**, 046109 (2003).
- [26] L. M. Pecora and T. L. Carroll, Phys. Rev. Lett. **80**, 2109 (1998); K. S. Fink, G. Johnson, T. Carroll, D. Mar, and L. Pecora, Phys. Rev. E **61**, 5080 (2000).
- [27] M. E. J. Newman, S. H. Strogatz, and D. J. Watts, Phys. Rev. E **64**, 026118 (2001).
- [28] A. S. Pikovsky, M. G. Rosenblum, and J. Kurths, *Synchronization: A universal concept in nonlinear sciences* (University Press, Cambridge, 2001).
- [29] M. G. Rosenblum, A. S. Pikovsky, and J. Kurths, Phys. Rev. Lett. **76**, 1804 (1996).