

Probing the Almeida-Thouless line away from the mean-field model

Helmut G. Katzgraber¹ and A. P. Young²

¹*Theoretische Physik, ETH H nggerberg, CH-8093 Z rich, Switzerland*

²*Department of Physics, University of California, Santa Cruz, California 95064, USA*

(Dated: December 2, 2024)

Results of Monte Carlo simulations of the one-dimensional long-range Ising spin glass with power-law interactions in the presence of a (random) field are presented. By tuning the exponent of the power-law interactions, we are able to scan the full range of possible behaviors from the infinite-range (Sherrington-Kirkpatrick) model to the short-range model. A finite-size scaling analysis of the correlation length indicates that the Almeida-Thouless line does not occur in the region with non-mean-field critical behavior in zero field. However, there is evidence that an Almeida-Thouless line does occur in the mean-field region.

PACS numbers: 75.50.Lk, 75.40.Mg, 05.50.+q

I. INTRODUCTION

The behavior of spin glasses in a magnetic field is still controversial. While the infinite-range (mean-field) Sherrington-Kirkpatrick model¹ has a line of transitions at finite field known as the Almeida-Thouless (AT) line,² it has not been definitely established whether an AT line occurs in more realistic models with short range interactions. Previous numerical studies^{3,4,5,6,7,8,9,10,11} have yielded conflicting results: some data support the existence of an AT line in short-range spin glasses while others claim its absence. Recently¹¹ a new approach using the correlation length^{12,13,14,15} at *finite fields* has been applied to the three-dimensional Edwards-Anderson Ising spin-glass model. The data of Ref. 11 indicate that, even for small fields, there is no AT line in three-dimensional spin glasses.

Here we use the techniques of Ref. 11 to study the crossover between mean-field models and short-range spin glasses *continuously* by using a one-dimensional Ising chain with random power-law interactions. The model's advantages are two-fold: firstly, a large range of system sizes can be studied, and secondly, by tuning the power-law exponent of the interactions the universality class of the model can be changed continuously from the mean-field universality class to the short-range universality class. We find that there appears to be *no* AT line for the range of the power-law exponent corresponding to a non-mean-field transition in zero field. By analogy, this suggests that there is also no AT line for short-range spin glasses, at least below the upper critical dimension.

The paper is organized as follows: In Sec. II we introduce in detail the model, observables, and numerical method used. In Sec. III we present our results, and in Sec. IV we summarize our findings.

II. MODEL, OBSERVABLES, AND NUMERICAL DETAILS

The Hamiltonian of the one-dimensional long-range Ising spin glass with random power-law interactions^{16,17} is given by

$$\mathcal{H} = - \sum_{\langle i,j \rangle} J_{ij} S_i S_j - \sum_i h_i S_i, \quad (1)$$

where $S_i = \pm 1$ represent Ising spins evenly distributed on a ring of length L in order to ensure periodic boundary conditions. The sum is over all spins on the chain and the couplings J_{ij} are given by¹⁸

$$J_{ij} = c(\sigma) \frac{\epsilon_{ij}}{r_{ij}^\sigma}, \quad (2)$$

where the ϵ_{ij} are chosen according to a Gaussian distribution with zero mean and standard deviation unity, and $r_{ij} = (L/\pi) \sin[(\pi|i-j|)/L]$ represents the *geometric* distance between the spins on the ring.¹⁹ The power-law exponent σ characterizes the interactions and hence determines the universality class of the model. The constant $c(\sigma)$ in Eq. (2) is chosen to give a mean-field transition temperature $T_c^{\text{MF}} = 1$, where

$$(T_c^{\text{MF}})^2 = \sum_{j \neq i} [J_{ij}^2]_{\text{av}} = c(\sigma)^2 \sum_{j \neq i} \frac{1}{r_{ij}^{2\sigma}}. \quad (3)$$

Here $[\dots]_{\text{av}}$ denotes an average over disorder.

In Eq. (1) the spins couple to site-dependent random fields h_i chosen from a Gaussian distribution with zero mean $[h_i]_{\text{av}} = 0$ and standard deviation $[h_i^2]_{\text{av}}^{1/2} = H_R$. For a symmetric distribution of bonds, the sign of h_i can be “gauged away” so a uniform field is completely equivalent to a bimodal distribution of fields with $h_i = \pm H_R$. While the AT line is usually studied for the case of a uniform field, the SK model with Gaussian random fields (as considered here) also shows an AT line. For short-range three-dimensional spin glasses it has been shown in Ref. 11 that results for Gaussian-distributed random

TABLE I: A summary of the behavior for different ranges of σ in one space dimension and at zero field. IR means infinite range, i.e., $\sum_{j \neq i} J_{ij}^2$ diverges unless the bonds J_{ij} are scaled by an inverse power of the system size. LR means that the behavior is dominated by the long-range tail of the interactions, and SR means that the behavior is that of a short-range system.

σ	behavior
$\sigma = 0$	SK model
$0 < \sigma \leq 1/2$	IR
$1/2 < \sigma < 2/3$	LR (mean field with $T_c > 0$)
$2/3 < \sigma \leq 1$	LR (non-mean field with $T_c > 0$)
$1 < \sigma \leq 2$	LR ($T_c = 0$)
$\sigma \geq 2$	SR ($T_c = 0$)

fields agree within error bars with results for a uniform field. The use of Gaussian-distributed random fields has the advantage over a uniform external field in that we can apply a useful equilibration test,^{11,18,20} see Eq. (10) below.

From Eq. (3), we see that for $\sigma \leq 1/2$, $c(\sigma)$ varies with a power of the system, $c(\sigma) \sim L^{-(1-2\sigma)/2}$, for large L . We shall denote systems in this region as “infinite range” (IR). The extreme limit of $\sigma = 0$ gives the SK model, whose solution is the mean field (MF) theory for spin glasses. For $\sigma > 1/2$, $c(\sigma)$ tends to a constant as $L \rightarrow \infty$. As discussed in earlier work, see Ref. 18 and references therein, for $1/2 < \sigma \leq 1$ the system has a finite-temperature transition into a spin-glass phase in a long-range (LR) universality class at zero field. For $1 < \sigma \leq 2$ the system has $T_c = 0$ and the critical behavior is also determined by the LR universality class. For $\sigma > 2$ we have a short-range (SR) universality class with $T_c = 0$. Finally we note²¹ that for $1/2 < \sigma < 2/3$ the critical behavior is mean field-like, while for $2/3 < \sigma \leq 1$ it is non-mean field like. This behavior is summarized in Table I. Critical exponents depend continuously on σ in the LR regime but are independent of σ in the SR region. Here we focus on the regime $1/2 < \sigma \leq 1$ because there the system exhibits a finite-temperature transition that can be tuned continuously away from the mean-field universality limit by changing the exponent σ .

To determine the existence of an AT line, we compute the two-point correlation length.^{11,13,14} We calculate the wavevector-dependent spin-glass susceptibility which is defined by

$$\chi_{\text{SG}}(\mathbf{k}) = \frac{1}{N} \sum_{i,j} \left[\left(\langle S_i S_j \rangle_T - \langle S_i \rangle_T \langle S_j \rangle_T \right)^2 \right]_{\text{av}} e^{i\mathbf{k} \cdot (\mathbf{R}_i - \mathbf{R}_j)}, \quad (4)$$

where $\langle \dots \rangle_T$ denotes a thermal average. Note that at zero field $\langle S_i \rangle_T$ can be set to zero. The correlation length of the finite system is then given by

$$\xi_L = \frac{1}{2 \sin(k_{\min}/2)} \left[\frac{\chi_{\text{SG}}(0)}{\chi_{\text{SG}}(\mathbf{k}_{\min})} - 1 \right]^{1/(2\sigma-1)}, \quad (5)$$

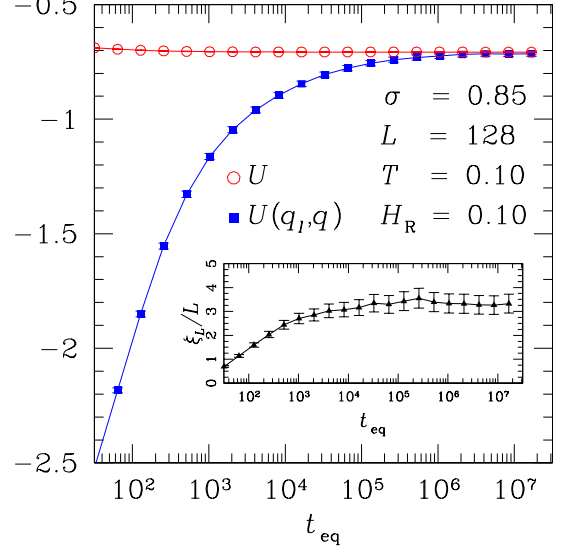


FIG. 1: (Color online) Sample equilibration plot for $\sigma = 0.85$, $L = 128$, $H_R = 0.1$, and $T = 0.10$ (the lowest temperature simulated at finite fields). Data for the average energy U , and $U(q_l, q)$ defined in Eq. (10), as a function of equilibration time t_{eq} . They approach their common value from opposite directions and, once they agree, do not change on further increasing t_{eq} . The inset shows data for the correlation length divided by system size as a function of equilibration time. The data are independent of t_{eq} once U and $U(q_l, q)$ agree.

where $\mathbf{k}_{\min} = (2\pi/L, 0, 0)$ is the smallest nonzero wavevector. The reason for the power $1/(2\sigma - 1)$ is that at long wavelengths, we expect a *modified* Ornstein-Zernicke form^{12,15}

$$\chi_{\text{SG}}(\mathbf{k}) \propto (v + k^{2\sigma-1})^{-1} \quad (6)$$

for the long-range case, where v is a measure of the deviation from criticality. It follows that the bulk correlation length ξ diverges for $v \rightarrow 0$ like $v^{-1/(2\sigma-1)}$.

The correlation length divided by the system size ξ_L/L has the following scaling property:

$$\frac{\xi_L}{L} = \tilde{X} \left(L^{1/\nu} [T - T_c(H_R)] \right), \quad (7)$$

where ν is the correlation length exponent and $T_c(H_R)$ is the transition temperature for a field of strength H_R . This behavior is similar to that of the Binder ratio,²² but it shows a clearer signature of the transition as the data are not restricted to a finite interval.

In order to test equilibration of the Monte Carlo method, we also compute the link overlap¹⁸ q_l given by

$$q_l = \frac{2}{N} \sum_{\langle i,j \rangle} \frac{[J_{ij}^2]_{\text{av}}}{(T_c^{\text{MF}})^2} [\langle S_i^\alpha S_j^\alpha S_i^\beta S_j^\beta \rangle_T]_{\text{av}}, \quad (8)$$

where T_c^{MF} is given by Eq. (3) and “ α ” and “ β ” refer to two replicas of the system with the same disorder. In

TABLE II: Parameters of the simulations for $H_R = 0.0$. N_{sa} is the number of samples, N_{sw} is the total number of Monte Carlo sweeps for each of the $2N_T$ replicas for a single sample, T_{min} is the lowest temperature simulated, and N_T is the number of temperatures used in the parallel tempering method for each system size L and power-law exponent σ .

σ	L	N_{sa}	N_{sw}	T_{min}	N_T
0.55	32	5000	10240	0.405	15
0.55	64	5000	10240	0.405	15
0.55	128	5000	20480	0.405	15
0.55	256	5000	102400	0.405	15
0.55	512	5000	32768	0.630	11
0.65	32	5000	10240	0.405	15
0.65	64	5000	10240	0.405	15
0.65	128	5000	20480	0.405	15
0.65	256	5000	102400	0.405	15
0.65	512	5000	524288	0.405	15
0.75	32	5000	10240	0.405	15
0.75	64	5000	10240	0.405	15
0.75	128	5000	20480	0.405	15
0.75	256	5000	102400	0.405	15
0.75	512	2500	524288	0.405	15
0.85	32	5000	10240	0.405	15
0.85	64	5000	20480	0.405	15
0.85	128	5000	102400	0.405	15
0.85	256	5000	204800	0.405	15
0.85	512	2500	204800	0.405	15

addition, we compute the spin overlap q given by

$$q = \frac{1}{N} \sum_{i=1}^N [\langle S_i^\alpha S_i^\beta \rangle_T]_{av}. \quad (9)$$

Because both the fields and interactions have a Gaussian distribution, integrating by parts the expression for the average energy per spin U gives^{11,18,20}

$$U \equiv U(q_l, q) = -\frac{(T_c^{MF})^2}{2T} (1 - q_l) - \frac{H_R^2}{T} (1 - q). \quad (10)$$

As shown in Fig. 1, when starting from a random spin configuration, U approaches its equilibrium value from above while $U(q_l, q)$ approaches its equilibrium value from below. Once $U = U(q_l, q)$, the data do not change by further increasing the number of Monte Carlo steps, showing that the system is in equilibrium. It is also important to ensure that other observables are also in equilibrium once $U = U(q_l, q)$, and this is shown in the inset to Fig. 1 for the case of the correlation length.

The simulations are done using the parallel tempering Monte Carlo method.^{23,24} The method is not as efficient in a field,^{25,26} but nevertheless it performs considerably better than simple Monte Carlo. In order to compute the products of up to four thermal averages in Eq. (4) without bias, we simulate four copies (replicas) of the

TABLE III: Parameters of the simulations for $H_R = 0.1$. N_{sa} is the number of samples, N_{sw} is the total number of Monte Carlo sweeps for each of the $4N_T$ replicas for a single sample, T_{min} is the lowest temperature simulated, and N_T is the number of temperatures used in the parallel tempering method for each system size L and power-law exponent σ .

σ	L	N_{sa}	N_{sw}	T_{min}	N_T
0.55	32	5000	81920	0.100	26
0.55	64	5000	327680	0.100	26
0.55	128	5000	1310720	0.100	26
0.55	256	2000	1048576	0.405	15
0.55	512	2000	65536	0.760	9
0.65	32	5000	81920	0.100	26
0.65	64	5000	327680	0.100	26
0.65	128	5000	1310720	0.100	26
0.65	256	2000	1048576	0.195	20
0.65	512	2000	524288	0.500	13
0.75	32	5000	81920	0.100	26
0.75	64	5000	327680	0.100	26
0.75	128	5000	1310720	0.100	26
0.75	256	2000	8388608	0.100	26
0.85	32	5000	81920	0.100	26
0.85	64	5000	327680	0.100	26
0.85	128	2000	16777216	0.100	26

system with the same bonds and fields at each temperature. Simulations are performed at zero field, as well as at $H_R = 0.1$, a field that is considerably smaller than the σ -dependent transition temperature T_c . Parameters of the simulations at zero and finite fields are presented in Tables II and III, respectively.

III. RESULTS

We first consider the case of zero field and take $\sigma = 0.55, 0.65, 0.75$, and 0.85 . The values $\sigma = 0.75$ and 0.85 are in the non-MF region (see Table I) while $\sigma = 0.55$ is in the MF region and, furthermore, is close to the value ($\sigma = 1/2$) where the system becomes infinite range. The value $\sigma = 0.65$ is close to the point $\sigma = 2/3$ where the critical behavior changes from MF to non-MF. The data are shown in Fig. 2. In all cases, the data cross at a transition temperature which we determine as $T_c = 1.03(3)$ for $\sigma = 0.55$, $0.86(2)$ for $\sigma = 0.65$, $0.69(1)$ for $\sigma = 0.75$, and $0.49(1)$ for $\sigma = 0.85$. Note that T_c decreases continuously with increasing σ and is expected to drop to zero at $\sigma = 1$.¹⁸ For the SK model ($\sigma = 0$) one has $T_c = 1$, essentially the result we find for $\sigma = 0.55$, so it is possible that T_c has little variation with σ for $\sigma \leq 0.55$.

Next we consider $H_R = 0.10$ and show the data in Fig. 3. The results for $\sigma = 0.75$ and 0.85 , which are in the non-mean-field regime, show no sign of a transition.

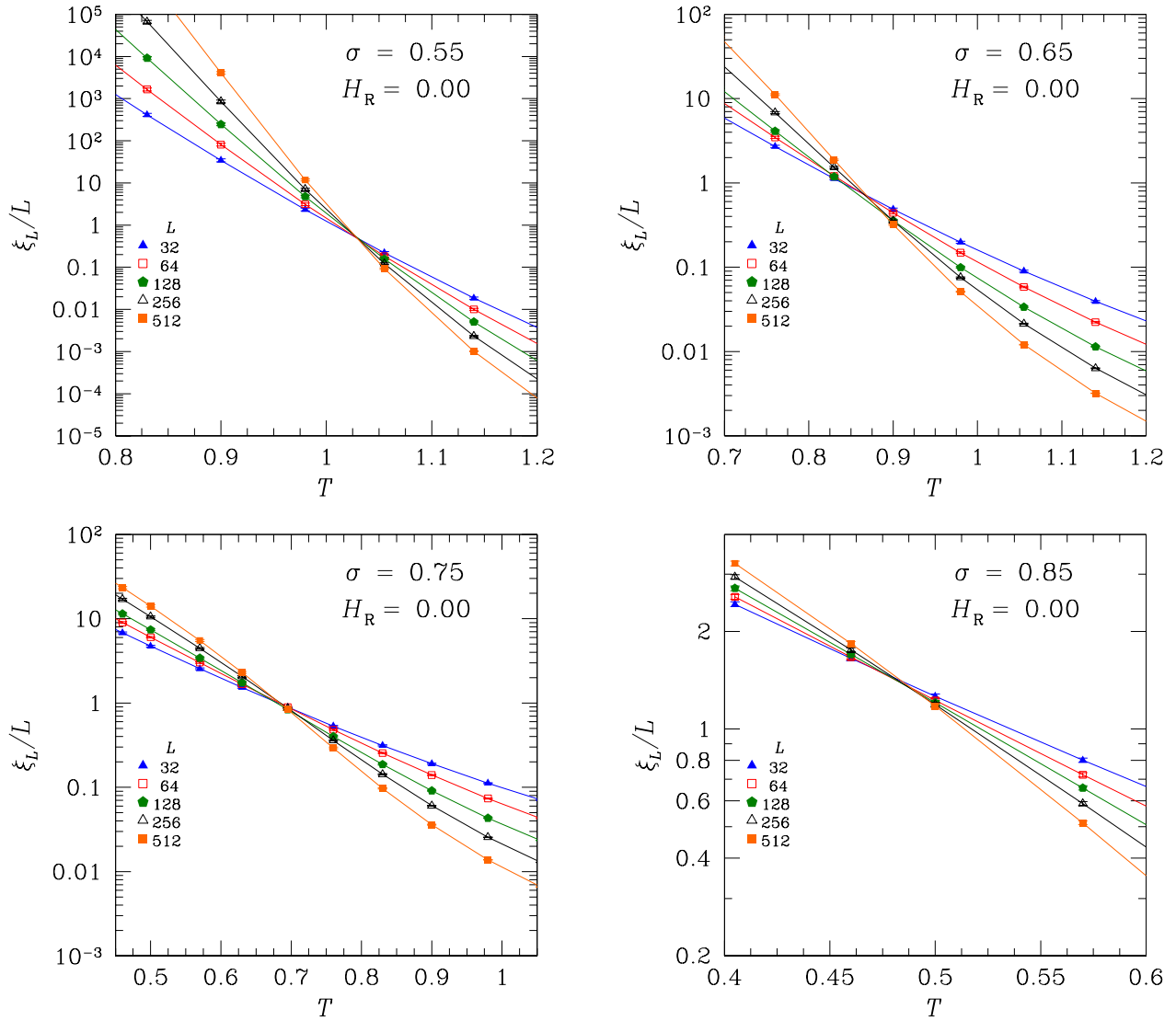


FIG. 2: (Color online) Each figure shows data for ξ_L/L vs T for $H_R = 0$ for different system sizes, for a particular value of σ . For all values of σ , the data cross indicating that there is a spin-glass transition at finite temperature.

However, the data for $\sigma = 0.55$ do show a signature of a transition at $T_c = 0.96(2) < T_c(H_R = 0)$. Whether this would persist up to infinite system sizes is not clear, but it certainly cannot be ruled out. The results for $\sigma = 0.55$ shows that the method used here *is* capable of detecting an AT line in the presence of a field. For $\sigma = 0.65$, the data shows a marginal behavior. Since $\sigma = 0.65$ is close to the value of $2/3$ which separates MF and non-MF behavior in zero field, this marginal behavior may indicate that $2/3$ is also the borderline value below which an AT line occurs. An alternative possibility, which we cannot rule out, is that an AT line only occurs in the infinite range region ($\sigma < 1/2$) but that as σ is decreased towards $1/2$ one needs to study larger system sizes to see the absence of a transition.

IV. CONCLUSIONS

We have considered a one-dimensional spin-glass model with long-range interactions that allows the universality class to be changed from the infinite-range limit to the short-range case by tuning the power-law exponent σ of the interactions. We find that there does not appear to be an AT line in a field for models with σ in the range where there is non-mean-field critical behavior at zero field. However, in the region of σ that is not infinite-range but has mean-field critical behavior ($1/2 < \sigma < 2/3$), there does appear to be an AT line.

These conclusions rely on extrapolating from finite sizes to the thermodynamic limit. It would be particularly interesting to know if the conclusion that there is an AT line for $\sigma = 0.55$ persists in the thermodynamic

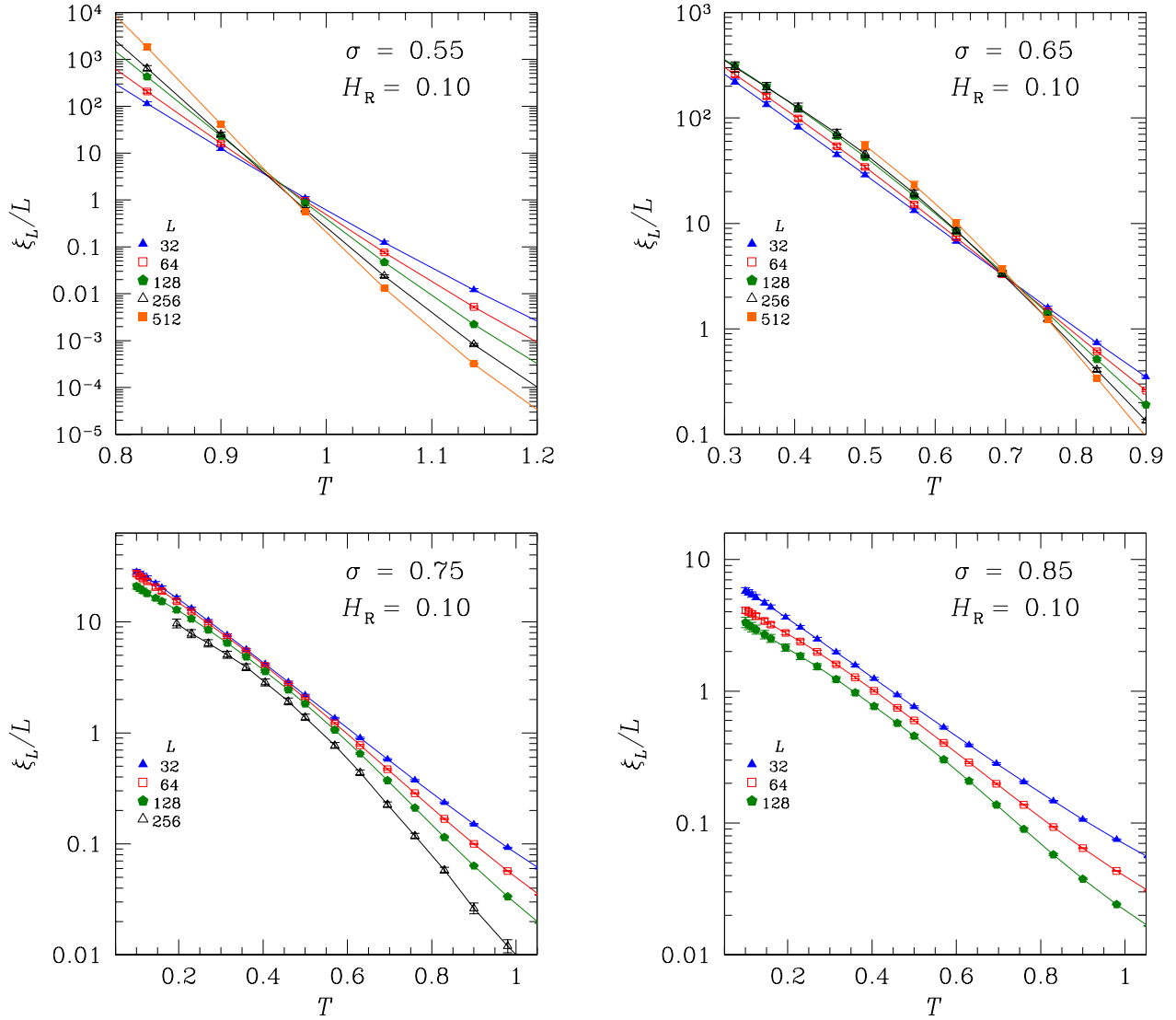


FIG. 3: (Color online) Each figure shows results for ξ_L/L vs T for $H_R = 0.10$ for different system sizes, for a particular value of σ . For $\sigma = 0.55$ the data cross at $T_c = 0.96(2)$ showing that an AT line seems to be present. For $\sigma = 0.65$ the data show close to marginal behavior. This may indicate that $\sigma = 0.65$ is close to the borderline value for having an AT line. For $\sigma = 0.75$ and $\sigma = 0.85$ the data do not cross for any temperature down to $T = 0.10$, which is considerably smaller than the zero field transition temperatures. This indicates that there is no AT line. Overall the results indicate that, on increasing σ , the AT line disappears.

limit, or whether the AT line really only occurs in the infinite-range case ($\sigma < 1/2$). It is possible that as σ is decreased, larger sizes or larger values of H_R are needed to probe the asymptotic behavior. Therefore it would be desirable to simulate a range of values of H_R , especially for $\sigma = 0.55$. We have some results for $H_R = 0.2$ for a relatively small number of samples and for sizes only up to $L = 96$, which indicate a crossing at a lower temperature than for $H_R = 0.1$. However, we are unable to carry out a systematic study of the dependence on H_R because the results presented above already required considerable computer time, and the parallel tempering

algorithm becomes less efficient at larger fields.

Making an analogy between the one-dimensional long-range model for different values of σ and short-range models for different values of space dimension d , we infer that there is no AT line for short-range spin glasses in the non-mean-field regime, i.e., below the upper critical dimension $d_u = 6$. However, there may be an AT line above the upper critical dimension.

Acknowledgments

A.P.Y. acknowledges support from the National Science Foundation under NSF Grant No. DMR 0337049.

The simulations were performed on the Hreidar and Gonzales clusters at ETH Zürich. We thank M. A. Moore for helpful discussions and suggestions.

-
- ¹ D. Sherrington and S. Kirkpatrick, *Solvable model of a spin glass*, Phys. Rev. Lett. **35**, 1792 (1975).
 - ² J. R. L. de Almeida and D. J. Thouless, *Stability of the Sherrington-Kirkpatrick solution of a spin glass model*, J. Phys. A **11**, 983 (1978).
 - ³ R. N. Bhatt and A. P. Young, *Search for a transition in the three-dimensional $\pm J$ Ising spin-glass*, Phys. Rev. Lett. **54**, 924 (1985).
 - ⁴ J. C. Ciria, G. Parisi, F. Ritort, and J. J. Ruiz-Lorenzo, *The de-Almeida-Thouless line in the four-dimensional Ising spin glass*, J. Phys. I France **3**, 2207 (1993).
 - ⁵ N. Kawashima and A. P. Young, *Phase transition in the three-dimensional $\pm J$ Ising spin glass*, Phys. Rev. B **53**, R484 (1996).
 - ⁶ A. Billoire and B. Coluzzi, *Numerical study of the Sherrington-Kirkpatrick model in a magnetic field*, Phys. Rev. E **68**, 026131 (2003).
 - ⁷ E. Marinari, C. Naitza, and F. Zuliani, *Critical Behavior of the 4D Spin Glass in Magnetic Field*, J. Phys. A **31**, 6355 (1998).
 - ⁸ J. Houdayer and O. C. Martin, *Ising spin glasses in a magnetic field*, Phys. Rev. Lett. **82**, 4934 (1999).
 - ⁹ F. Krzakala, J. Houdayer, E. Marinari, O. C. Martin, and G. Parisi, *Zero-temperature responses of a 3D spin glass in a field*, Phys. Rev. Lett. **87**, 197204 (2001).
 - ¹⁰ H. Takayama and K. Hukushima, *Field-shift aging protocol on the 3D Ising spin-glass model: dynamical crossover between the spin-glass and paramagnetic states* (2004), (cond-mat/0307641).
 - ¹¹ A. P. Young and H. G. Katzgraber, *Absence of an Almeida-Thouless line in Three-Dimensional Spin Glasses*, Phys. Rev. Lett. **93**, 207203 (2004).
 - ¹² F. Cooper, B. Freedman, and D. Preston, *Solving $\phi_{1,2}^4$ theory with Monte Carlo*, Nucl. Phys. B **210**, 210 (1982).
 - ¹³ M. Palassini and S. Caracciolo, *Universal Finite-Size Scaling Functions in the 3D Ising Spin Glass*, Phys. Rev. Lett. **82**, 5128 (1999).
 - ¹⁴ H. G. Ballesteros, A. Cruz, L. A. Fernandez, V. Martin-Mayor, J. Pech, J. J. Ruiz-Lorenzo, A. Tarancon, P. Tellez, C. L. Ullod, and C. Ungil, *Critical behavior of the three-dimensional Ising spin glass*, Phys. Rev. B **62**, 14237 (2000).
 - ¹⁵ V. Martín-Mayor, A. Pelissetto, and E. Vicari, *Critical structure factor in Ising systems*, Phys. Rev. E **66**, 26112 (2002).
 - ¹⁶ A. J. Bray, M. A. Moore, and A. P. Young, *Lower critical dimension of metallic vector spin-glasses*, Phys. Rev. Lett. **56**, 2641 (1986).
 - ¹⁷ D. S. Fisher and D. A. Huse, *Equilibrium behavior of the spin-glass ordered phase*, Phys. Rev. B **38**, 386 (1988).
 - ¹⁸ H. G. Katzgraber and A. P. Young, *Monte Carlo studies of the one-dimensional Ising spin glass with power-law interactions*, Phys. Rev. B **67**, 134410 (2003).
 - ¹⁹ Note that the distance r_{ij} between two spins i and j on the chain is determined by $r_{ij} = 2R \sin(\alpha/2)$, where R is the radius of the chain and α is the angle between the two sites on the circle. The previous expression can be rewritten in terms of the system size L and the positions of the spins to obtain $r_{ij} = (L/\pi) \sin(\pi|i-j|/L)$.
 - ²⁰ H. G. Katzgraber, M. Palassini, and A. P. Young, *Monte Carlo simulations of spin glasses at low temperatures*, Phys. Rev. B **63**, 184422 (2001).
 - ²¹ G. Kotliar, P. W. Anderson, and D. L. Stein, *One-dimensional spin-glass model with long-range random interactions*, Phys. Rev. B **27**, 602 (1983).
 - ²² K. Binder, *Critical properties from Monte Carlo coarse graining and renormalization*, Phys. Rev. Lett. **47**, 693 (1981).
 - ²³ K. Hukushima and K. Nemoto, *Exchange Monte Carlo method and application to spin glass simulations*, J. Phys. Soc. Jpn. **65**, 1604 (1996).
 - ²⁴ E. Marinari, G. Parisi, J. Ruiz-Lorenzo, and F. Ritort, *Numerical evidence for spontaneously broken replica symmetry in 3d spin glasses*, Phys. Rev. Lett. **76**, 843 (1996).
 - ²⁵ J. J. Moreno, H. G. Katzgraber, and A. K. Hartmann, *Finding low-temperature states with parallel tempering, simulated annealing and simple Monte Carlo*, Int. J. Mod. Phys. C **14**, 285 (2003).
 - ²⁶ A. Billoire and B. Coluzzi, *Magnetic field chaos in the SK model*, Phys. Rev. E **67**, 036108 (2003).