

Photocount statistics in mesoscopic optics

S. Balog, P. Zakharov, and F. Scheffold*

Department of Physics, University of Fribourg, 1700 Fribourg, Switzerland

S.E. Skipetrov†

*Laboratoire de Physique et Modélisation des Milieux Condensés/CNRS,
Maison des Magistères, Université Joseph Fourier, 38042 Grenoble, France*

(Dated: December 2, 2024)

We report the first observation of the impact of mesoscopic fluctuations on the photocount statistics of coherent light scattered in a random medium. Poisson photocount distribution of the incident light widens and gains additional asymmetry upon transmission through a suspension of small dielectric spheres. The effect is only appreciable when the average number \bar{n} of photocounts becomes comparable or larger than the effective dimensionless conductance g of the sample.

Since the Anderson’s discovery that the propagation of a quantum particle can be blocked by disorder [1] and subsequent realization that this ‘Anderson localization’ can also take place for electromagnetic waves or photons (light) [2], the quest for observing it has become a breathtaking adventure [3, 4, 5, 6]. Although the observation of microwave localization in quasi-one dimensional disordered samples [6] now seems to be accepted by the scientific community, the localization of visible light in strongly scattering, three-dimensional (3D) semiconductor powders [3] has been questioned [4]. The extensive subsequent work [5] has shown that the scattering strength of available disordered materials in the optical frequency range is not sufficient to clearly distinguish the impact of Anderson localization on the commonly measured quantities (such as the average transmission coefficient and the coherent backscattering cone) from the impact that would be produced by a weak absorption of light in diffuse regime. For this reason, well-established experimental results in the field of optical localization in 3D media are limited to ‘precursors’ of Anderson localization that can be observed under conditions of diffuse scattering: coherent backscattering and weak localization [7], long-range correlations [8, 9], and universal conductance fluctuations [9].

The mesoscopic optical phenomena that we cited above can be understood and discussed in the framework of classical physics as of 1905, without appealing to quantum mechanics. The impact of quantum-mechanical effects on the coherent backscattering of light has been demonstrated in beautiful experiments on light scattering in cold atomic clouds [10]. The quantum nature of *scatterers* (atoms) had to be taken into account to understand the low value of the coherent backscattering enhancement factor. Experimental studies revealing the quantum nature of *light* in multiple scattering have been reported only very recently [11], besides a considerable theoretical interest in this subject [12]. In particular, Kindermann *et al.* have predicted that disorder can substantially alter photon statistics of degenerate *incoherent* radiation. In the present Letter we report the first exper-

imental observation of the impact of one of the precursors of Anderson localization — mesoscopic, long-range correlations — on the photon statistics of degenerate *coherent* light emitted by a conventional continuous laser.

As first noted by Einstein 100 years ago [13], the quantum nature of light can be directly probed by the photoelectric effect. As the energy of the electromagnetic wave is quantized in portions $\hbar\omega$ (with \hbar the Planck constant and ω the frequency of light), only an integer number n of such quanta (photons) can be absorbed by a photoelectric effect-based detector during a given time interval τ . Today’s electronic equipment allows us to measure n in a wide dynamic range and to determine the probability distribution of photocounts $P(n, \bar{n})$, where \bar{n} is the average number of photocounts in the interval $\tau = \bar{n}/f$ and f is the average photocount rate (number of counts per unit time). $P(n, \bar{n})$ carries fundamental information about interaction of light with the medium. In a ‘random laser’, for example, $P(n, \bar{n})$ can be used to characterize different regimes of lasing [16]. In a different domain of physics — mesoscopic electronics — the statistics of quasi-particle (electron) counts (‘full counting statistics’) in disordered conductors is also under active study [14].

In our experiment we measure the distribution of photocounts of laser light transmitted through an optically dense slab. The sample cell (thickness $L \approx 0.5$ mm) is filled with an aqueous colloidal dispersion of a commercial titanium dioxide powder (Warner Jenkinson Europe Ltd.), particle diameter ≈ 200 – 300 nm, at a volume fraction of $12 \pm 1\%$. From standard diffusing-wave spectroscopy measurements we find a transport mean free path of $l^* = 1.1 \pm 0.1$ μm [9]. The glass window directed towards the laser is highly absorbing (transmission coefficient $\simeq 0.001$) in order to suppress multiple reflections [9] while the opposite one is transparent. A frequency doubled Nd:YV04 laser (‘Verdi’ from Coherent) operating at the wavelength $\lambda = 532$ nm illuminates the sample. Using a microscope objective we focus the laser beam to a small spot (spot size $w \simeq 3$ – 15 μm) on the sample surface. The light transmitted through the cell is collected by a wide optical fiber (core diameter 5 mm) and guided

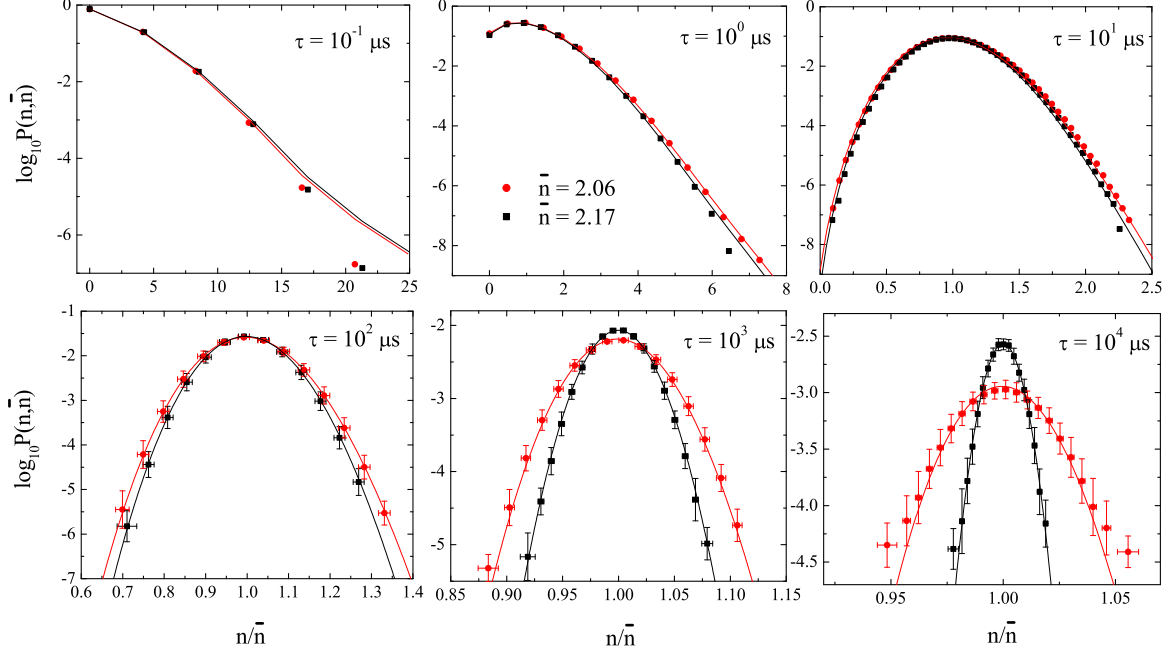


FIG. 1: Probability distributions of photocounts for a wide incident beam (black squares) and a focused beam (beam waist $w = 3.7 \pm 0.5 \mu\text{m}$, red circles) for six different sampling times τ and the total measurement time of 300 s. The former distribution follows the Poisson law (black line), while the latter one is well described by the Fourier transform of our Eq. (3) (red line). Theoretical curves for the three shortest τ has been corrected for the photodetector dead time $\tau_{\text{dead}} \simeq 10 \text{ ns}$ up to second order in $\tau_{\text{dead}}/\tau \ll 1$ using the method of Ref. [15]. The number of data points for the three longest τ has been reduced to improve readability. The error bars describe the spread of the raw data.

to the detector. Our photon counting setup consists of a single photon detector and a digital photon counter (correlator.com, New Jersey, USA). The high temporal resolution of 12 ns, comparable to the dead time of the detector, assures that no more than one photon is arriving every time step for a typical photon count rate f of 2 MHz. In a typical experiment the photon trace is recorded over 900 seconds. From the recorded data we compute the probability distribution $P(n, \bar{n})$ and the time averaged correlation function of total transmission $C(t) = \langle T(0)T(t) \rangle / \bar{T}^2 - 1$ following standard procedures [18]. To eliminate contributions from slow drifts the data is analyzed in fifteen second intervals and subsequently averaged. Some representative results for different beam spot sizes are shown in Figs. 1 and 2.

Because the detection process is of probabilistic nature, the detection of a photon is a random event and $P(n, \bar{n})$ is expected to be the Poisson probability distribution [17]. However, as follows from Fig. 1, this is only true when the incident laser beam is sufficiently wide. For a focused beam we observe that the distribution widens and becomes more asymmetric than one would expect for the Poisson distribution. This indicates that additional fluctuations exist in the latter case. These additional fluctuations are due to the random motion of scatter-

ers. Since we collect all the transmitted intensity (total transmission measurements), and since the surface of our sample is much larger than the typical size $\sim \lambda$ of speckle spots, one could naively expect spatial speckle to average out, as it is indeed the case for large w . However, if w is small and the scattering is sufficiently strong, coherent interferences of scattered light give rise to weak but long-range correlation of distant speckle spots, which acquire a synchronous component in their fluctuations. This results in enhanced fluctuations of the total transmitted signal.

The enhanced fluctuations of the total transmission T can be studied in the framework of classical physics, assuming that light is completely described by Maxwell equations. The statistical distribution of T appears to be very close to Gaussian (because the many speckle spots contributing to T are only weakly correlated and the central limit theorem applies), but with enhanced second and non-zero third central moments $M_T^{(2)}$ and $M_T^{(3)}$: $M_T^{(k)} = \langle (T - \bar{T})^k \rangle / \bar{T}^k$. As long as localization effects are weak, the characteristic function of T can be approximated by

$$\chi_T(q) = \exp \left(i\bar{T}q - \frac{1}{2}\bar{T}^2 M_T^{(2)} q^2 - \frac{i}{6}\bar{T}^3 M_T^{(3)} q^3 \right) \quad (1)$$

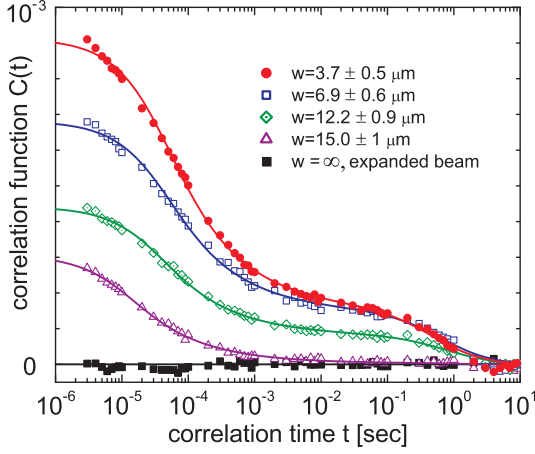


FIG. 2: Correlation function of total transmission T for different beam spot sizes w (distance between $1/e$ intensity values of a focused Gaussian beam). Lines are fits to the data by $C(t) = C_2(t) + C_{\text{NF}}(t)$.

When the measurement of T is not instantaneous but involves time integration, the second moment is given by

$$M_T^{(2)} = \frac{2}{\tau} \int_0^\tau \left(1 - \frac{t}{\tau}\right) C(t) dt \quad (2)$$

The third moment $M_T^{(3)}$ of the distribution of T is related to the second one by $M_T^{(3)} = \alpha M_T^{(2)2}$, where α is a numerical constant found to be equal to $16/5$ for a wide Gaussian beam [19]. Our measurements (Fig. 2) indicate that $C(t)$ consists of two contributions. We identify the first, rapidly decaying contribution with ‘ C_2 ’ correlation function measured previously [9]. The amplitude of C_2 , $C_2(0)$ scales as $1/w$ [9]. In addition to C_2 we clearly observe another, slowly decaying contribution to $C(t)$ that takes appreciable values for tightly focused beams only and has not been reported in previous experiments. The precise characterization of this new contribution to $C(t)$ requires a separate study that is beyond the scope of this work [20], but we note that it can originate from fluctuations of particle number in some ‘initial scattering volume’ close to the focal point of the beam [21]. The fact that this new contribution to $C(t)$ only plays a role for tightly focused beams suggests its probable relation to the ‘ C_0 ’ correlation function [22]. Interestingly enough, $C(t)$ can be nicely fit by $C_2(t) + C_{\text{NF}}(t)$, where $C_2(t) = (2/3g)[\coth(\sqrt{6t/t_0})/\sqrt{6t/t_0} - 1/\sinh^2(\sqrt{6t/t_0})]$ is the C_2 correlation function [23] and $C_{\text{NF}}(t) = A_{\text{NF}}(1 + t/t_{\text{NF}})^{-3/2}$ is the correlation due to number fluctuations of particles in the single scattering case [21]. Here g , t_0 and A_{NF} , t_{NF} are free fit parameters and we will further treat g as an ‘effective’ dimensionless conductance by analogy with the case of disordered waveguide [6].

The impact of mesoscopic fluctuations of transmitted intensity on the photocount statistics can be quantified

by applying the famous Mandel’s formula [17] that after some algebra yields

$$\begin{aligned} \chi_n(q) &= \chi_T [i\bar{n}(1 - e^{iq})/\bar{T}] \\ &\simeq \exp\left(i\bar{n}q - \frac{1}{2}\bar{n}^2 M_n^{(2)} q^2 - \frac{i}{6}\bar{n}^3 M_n^{(3)} q^3\right) \end{aligned} \quad (3)$$

for the characteristic function of the number of photocounts n . The second line of Eq. (3) is obtained by expanding the first one in power series in q , which is justified at large \bar{n} . The second and the third central moments of n in Eq. (3) are

$$M_n^{(2)} = \frac{1}{\bar{n}} + M_T^{(2)} \quad (4)$$

$$M_n^{(3)} = \frac{1}{\bar{n}^2} + M_T^{(3)} + 3\frac{M_T^{(2)}}{\bar{n}} \quad (5)$$

The photocount distribution $P(n, \bar{n})$ obtained by the Fourier transform of Eq. (3) describes our measurements very well (see Fig. 1), when we use the fits to the correlation function $C(t)$ obtained independently (Fig. 2) to determine $M_T^{(2)}$ and $M_T^{(3)}$. Instead of considering deviations of $M_n^{(2)}$ from $1/\bar{n}$, one often considers the deviations of the Fano factor $F = (\langle n^2 \rangle - \bar{n}^2)/\bar{n}$ from unity as a measure of deviation of a given probability distribution from the Poisson one ($F = 1$ for the Poisson distribution). In our case $F = 1 + \bar{n}M_T^{(2)} > 1$, which indicates photon bunching.

Let us now examine the second and the third moments of the photocount distribution in more details. The first terms on the right-hand sides of Eqs. (4) and (5) correspond to the results expected for Poisson distribution of photocounts, in the absence of disordered medium. As we show in Fig. 3, these results are recovered for small $\bar{n} \ll g < ft_{\text{NF}}$, where t_{NF} is the time of the second decay of $C(t)$ in Fig. 2 ($t_{\text{NF}} \sim 1$ sec). Deviations from the Poisson-like behavior start to become important when \bar{n} becomes comparable to the effective dimensionless conductance g . For $g < \bar{n} < ft_{\text{NF}}$ second and third central moments tend to saturate at constant levels $\sim 1/g$ and $\sim 1/g^2$, respectively. In this regime, fluctuations of n are dominated by mesoscopic (classical) fluctuations of total transmission T . At large $\bar{n} \gg ft_{\text{NF}}$ we find

$$M_n^{(2)} = \frac{1 + 2Sf}{\bar{n}} \quad (6)$$

$$M_n^{(3)} = \frac{1 + 2Sf(3 + 2\alpha Sf)}{\bar{n}^2} \quad (7)$$

where S is the surface below the curve $C(t)$. $1/\bar{n}^{k-1}$ behavior of the k -th moment is thus recovered, though with a larger prefactor.

In conclusion, mesoscopic fluctuations of coherent light transmission through a random medium produce measurable deviations of photocount distribution $P(n, \bar{n})$ from

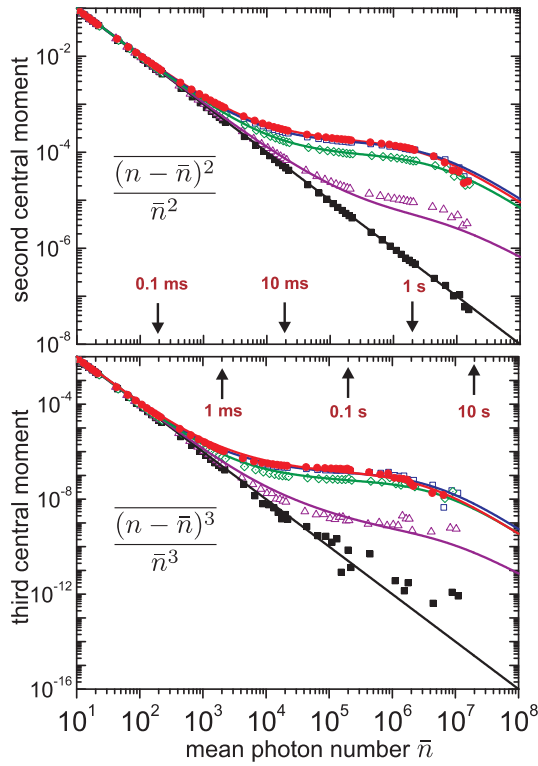


FIG. 3: Second and third central moments of the photocount distribution $P(n, \bar{n})$ for the same beam spot sizes as in Fig. 2. Lines are theoretical results (4) and (5). The third moment plot is a fit to the data with $\alpha = 4.24, 4.84, 7.34$ and 17.62 (for curves from top to bottom).

Poisson law, if the average number of photocounts \bar{n} becomes comparable or larger than the effective dimensionless conductance g of the random sample. This provides a new tool for studying mesoscopic phenomena in random media, a tool that should be particularly valuable in the search for Anderson localization of light. An interesting continuation of this work would be to analyze $P(n, \bar{n})$ for incident light in thermal, Fock, or squeezed quantum states.

This work was financially supported by the Swiss National Science Foundation (project No. 200021-101620). S.E.S. acknowledges financial support of INTAS through a Young Scientist Fellowship at the early stage of this work.

* Frank.Scheffold@unifr.ch

† Sergey.Skipetrov@grenoble.cnrs.fr

- [1] P.W. Anderson, *Phys. Rev.* **109**, 1492 (1958).
- [2] S. John, *Phys. Rev. Lett.* **53**, 2169 (1984); P.W. Anderson, *Phil. Mag. B* **52**, 505 (1985); S. John, *Phys. Today* **44**(5), 32 (1991).
- [3] D.S. Wiersma, P. Bartolini, A. Lagendijk, and R. Righini, *Nature* **390**, 671 (1997).

- [4] Comment on Ref. [3]: F. Scheffold, R. Lenke, R. Tweert, and G. Maret, *Nature* **398**, 206 (1999); Reply to comment: D.S. Wiersma, J. Gómez Rivas, P. Bartolini, A. Lagendijk, and R. Righini *Nature* **398**, 207 (1999).
- [5] J. Gómez Rivas, R. Sprik, C.M. Soukoulis, K. Busch, and A. Lagendijk, *Europhys. Lett.* **48**, 22 (1999); F.J.P. Schuurmans, M. Megens, D. Vanmaekelbergh, and A. Lagendijk, *Phys. Rev. Lett.* **83**, 2183 (1999); J. Gómez Rivas, R. Sprik, A. Lagendijk, L.D. Noordam, and C.W. Rella, *Phys. Rev. E* **63**, 046613 (2001).
- [6] A.A. Chabanov, M. Stoytchev, A.Z. Genack, *Nature* **404**, 850 (2000).
- [7] M.P. van Albada and A. Lagendijk, *Phys. Rev. Lett.* **55**, 2692 (1985); P.-E. Wolf and G. Maret, *Phys. Rev. Lett.* **55**, 2696 (1985); E. Akkermans, P. E. Wolf, and R. Maynard, *Phys. Rev. Lett.* **56**, 1471 (1986).
- [8] M.P. Van Albada, J.F. de Boer, and A. Lagendijk, *Phys. Rev. Lett.* **64**, 2787 (1990); J.F. de Boer, M. C. W. van Rossum, M. P. van Albada, Th. M. Nieuwenhuizen and A. Lagendijk, *Phys. Rev. Lett.* **73**, 2567 (1994).
- [9] F. Scheffold and G. Maret, *Phys. Rev. Lett.* **81**, 5800 (1998); F. Scheffold, W. Härtl, G. Maret, and E. Matijević, *Phys. Rev. B* **56**, 10942 (1997).
- [10] G. Labeyrie, F. de Tomasi, J.-C. Bernard, C.A. Müller, Ch. Miniatura and R. Kaiser, *Phys. Rev. Lett.* **83**, 5266 (1999); T. Jonckheere, C.A. Müller, R. Kaiser, Ch. Miniatura and D. Delande, *ibid.* **85**, 4269 (2000).
- [11] P. Lodahl and A. Lagendijk, *Phys. Rev. Lett.* **94**, 153905 (2005); P. Lodahl, A.P. Mosk and A. Lagendijk, *ibid.* **95**, 173901 (2005).
- [12] M. Patra and C. W. J. Beenakker, *Phys. Rev. A* **60**, 4059 (1999); *ibid.* **61**, 063805 (2000); C. W. J. Beenakker, M. Patra, and P. W. Brouwer, *ibid.* **61**, 051801 (2000); M. Kindermann, Yu. V. Nazarov, and C.W.J. Beenakker, *Phys. Rev. Lett.* **88**, 063601 (2002); P. Lodahl, A.P. Mosk, and A. Lagendijk, *Phys. Rev. Lett.* **95**, 173901 (2005).
- [13] A. Einstein, *Ann. Phys.* **17**, 132 (1905).
- [14] C.W.J. Beenakker and M. Büttiker, *Phys. Rev. B* **46**, R1889 (1992); L.S. Levitov, H. Lee, and G.B. Lesovik, *J. Math. Phys.* **37**, 4845 (1996); D.A. Bagrets, *Phys. Rev. Lett.* **93**, 236803 (2004).
- [15] F.A. Johnson, R. Jones, T.P. McLean, and E.R. Pike, *Phys. Rev. Lett.* **16**, 589 (1966).
- [16] H. Cao, Y. Ling, J.Y. Xu, C.Q. Cao, P. Kumar, *Phys. Rev. Lett.* **86**, 4524 (2001); M. Patra, *Phys. Rev. A* **65**, 043809 (2002); L. Florescu and Sajeed John, *Phys. Rev. Lett.* **93**, 013602 (2004).
- [17] L. Mandel and E. Wolf, *Optical Coherence and Quantum Optics* (Cambridge Univ. Press, 1995).
- [18] K. Schätzel, *Quantum Opt.* **2**, 287-305 (1990).
- [19] M.C.W. van Rossum, J.F. de Boer, and Th.M. Nieuwenhuizen, *Phys. Rev. E* **52**, 2053 (1995); M.C.W. van Rossum and Th.M. Nieuwenhuizen, *Rev. Mod. Phys.* **71**, 313 (1999).
- [20] B. Sandor, S.E. Skipetrov and F. Scheffold, in preparation.
- [21] B.J. Berne and R. Pecora, *Dynamic Light Scattering* (Wiley, New York, 1976).
- [22] B. Shapiro, *Phys. Rev. Lett.* **83**, 4733 (1999); S.E. Skipetrov and R. Maynard, *Phys. Rev. B* **62**, 886 (2000).
- [23] R. Berkovits and S. Feng, *Phys. Rep.* **238**, 135 (1994).