

Impact fragmentation of brittle plates

M. A. F. Gomes and Viviane M. de Oliveira[†]

Departamento de Física, Universidade Federal de Pernambuco, 50670-901, Recife, PE, Brazil

(Dated: May 24, 2019)

We introduce a very simple model to describe the statistical details observed in experiments of fragmentation of brittle platelike objects and in particular the existence of composite scaling laws. This model is able to predict some physical aspects which could be tested in experiments. Furthermore, it connects the critical exponents of fragmentation with anomalous diffusion in 2D percolation.

PACS numbers: 46.50.+a, 62.20.Mk, 91.60.Ba

The scientific and technologically important subject of failure, fracture, and fragmentation in condensed matter physics has a rich phenomenology and depends on a broad range of physical and chemical factors such as material composition, impurities, defects, internal and phase boundaries, and temperature among others [1]. Because of the complex interactions involving these factors, in most cases it has been difficult to develop a consistent understanding of fragmentation processes on a fundamental level. To complicate matter further, statistical complexities arise in experiments on fragmentation. For instance, the experiments are invariably statistically inhomogeneous; i. e. the fragment size varies as a function of position within the fragmented object because of the spatial variation of forces and energies causing fragmentation. The concept of scaling is important in a number of fragmentation processes, and critical exponents can be precisely defined in several cases, depending on the shape of the object [2] or not [3].

In this Letter we introduce a very simple computer simulation which is particularly efficient in describing the statistical details observed in experiments dealing with brittle platelike objects fragmented under several types of impact [2, 3]. The present model includes the effects of inhomogeneities and randomness of the brittle material; it predicts new physical aspects which could be tested in experiments, and it establishes a connection of the critical exponents appearing in the statistical laws of the fragmentation of brittle plates with diffusion in 2D percolation.

Our model is defined on a two-dimensional lattice composed by $A = L^2$ sites with periodic boundary conditions which simulates a two-dimensional plate whose height $h \ll L$. We assume that due to the impact there is a stress pulse that diffuses or disperses in the system starting from the impact point [4]. During this diffusion process some connections between lattice sites are broken depending on their particular mechanical strength. As we are assuming a disordered non-crystalline medium, this mechanical strength is a variable randomly distributed

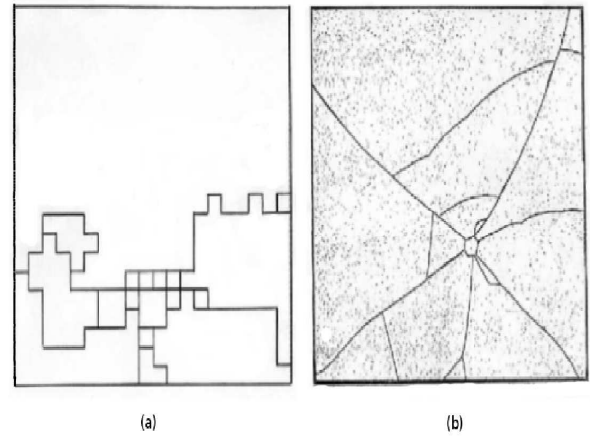


FIG. 1: (a) Snapshot of a particular realization of the dynamics after all sites have been visited by the stress pulse. The lattice size is $L = 20$ and $\alpha = 0.6$. (b) Typical distribution of fragments observed in a glazed-tile after impact with a conic steel projectile falling in free fall. See text for detail.

on the lattice. Thus, to each lattice site i we ascribe a given capability C_i whose value we estimate from a uniform distribution in the interval $0-1$, and so C_i refers to the facility to accommodate at site i an excess of stress from the original impact.

In the first step of the dynamics, we randomly choose one site where the excess of stress due to the impact was firstly injected. In the second step, one of the four nearest neighbors of this site will be chosen to receive the visit of the stress pulse with probability proportional to C_i . We consider that there is a finite probability p to occur a breakage in the connection between these two sites. If a breakage occurs we characterize each of the two sites as belonging to two different fragments. Different fragments are sequentially labeled by different integer numbers. The breakup probability is given by $p = \frac{\alpha}{\alpha + 1}$, where α is the sole parameter of the model, and α is defined as the sum of all the capabilities of the sites belonging to that specific fragment. Therefore, the initial value of the first (impact) site is the capability of the initial site. The increase of the parameter α introduces an increment in the breakup probability, i.e. α is a direct

[†]Electronic address: m.aff@ufpe.br

[†]Electronic address: viviane@dfufpe.br

measure of the impact energy.

In the subsequent steps, we check the sites which are on the boundary of the cluster whose sites were visited by the stress pulse, and we choose one of those sites according to their capabilities. Those ones with higher capabilities have a higher likelihood to be visited by the stress pulse. We then choose the fragment to which this site will belong among their neighboring fragments. The fragments with higher fitness have a higher chance to increase in size. This process will continue up to all sites be visited by the pulse. At this point, we verify the total number of fragments N . Each selection of a site corresponds to an increment of one time unit.

With the passage of the time, increases the probability to find fragments with increasing fitness, thus when the distance from the (initial) site of impact grows, the size of the fragments increases as well, as physically expected. Figure 1a shows a particular configuration of fragmentation on a lattice with 20^2 sites. For comparison, Figure 1b shows a typical distribution of fragments observed in a glazed-tile of size $150 \times 150 \text{ mm}^2$ and thickness 5 mm , after impact with a conic steel projectile of 238 g of mass falling in free fall from a height of 5 m [5]. Due to this effect of increasing fitness for large times, if we fix the impact energy (i.e. fixed), and for plates of increasing areas, we observe that the number of fragments per area, N/A , is a decreasing function of A . This is exemplified in Figure 2 which shows a composite power-law for $N(A)$ for a simulation with $\beta = 0.60$, $L = 500$, and average on 200 similar experiments for $L = 300$, and on 20 similar experiments for $L = 400$, and 500 :

$$N \propto A^{-\alpha}; \quad (1)$$

with the exponent assuming the value $\alpha = 0.69 \pm 0.01$ for small and intermediate areas, and $\alpha = 0.22 \pm 0.01$ for large areas. The dependence of the exponent

with the parameter β is shown in the inset of Figure 2. As β increases, α increases towards the maximum value $\alpha = 1$ in an approximately linear way, and the composite scaling reduces to a single scaling when $\beta = 1$. Unfortunately fragmentation experiments in general do not examine the dependence of the total number of fragments with the area of the plates. Thus after the experimental measurement of $N(A)$, we could compare the data with our prediction in equation 1, and Figure 2.

If we work with a scaling distribution of fragments of the type $n(a) = n(1)a^{-B}$ (where $n(1)$ is the number of fragments of minimum (unit) area), or an accumulated distribution of the type $n(>a) \propto a^{-B}$ ($B = 1$), both defined in the interval $1 \leq a \leq a_{\text{max}}$ on a 2D system of area $A = L^2$, we have the sum rule $A = \int_1^{a_{\text{max}}} n(a) da = \frac{n(1)}{(2-B)} (a_{\text{max}}^{2-B} - 1)$. The last result reduces to $A = \frac{n(1)}{(2-B)} a_{\text{max}}^{2-B}$ (for $B < 2$, and $a_{\text{max}} \gg 1$, as commonly observed in 2D real fragmentation processes for not too large impact energy). Furthermore, based on many experimental results it is

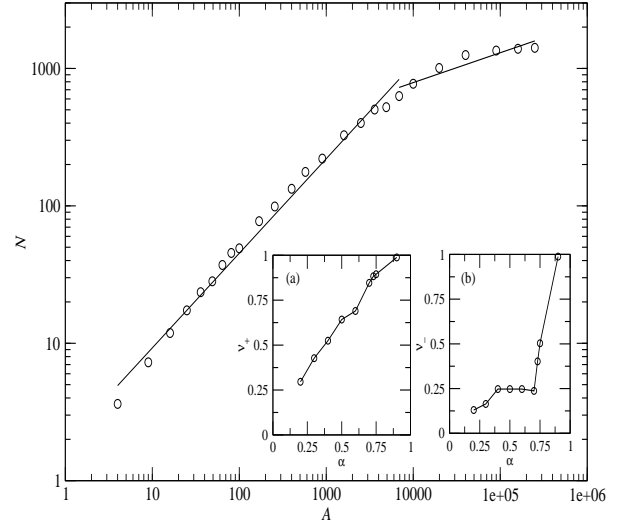


FIG. 2: Number of fragments N as a function of the area A for $\beta = 0.6$. The exponents are $\alpha = 0.69 \pm 0.01$ for $4 < A < 7000$, and $\alpha = 0.22 \pm 0.01$ for $7000 < A < 250,000$. In the inset we present exponent α as a function of β for (a) small and intermediate areas and (b) large areas.

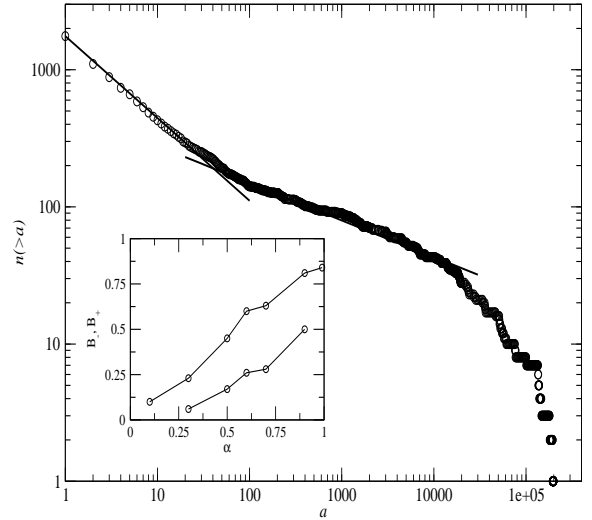


FIG. 3: Number of fragments with area greater than a , $n(>a)$, as a function of a for $\beta = 0.6$. $n(>a) \propto a^{-B}$ with $B = B_+ = 0.60 \pm 0.01$ for $1 < a < 20$ and $B = B_- = 0.27 \pm 0.01$ for $45 < a < 12,000$. In the inset we present the exponents B (bottom) and B_+ (top) as a function of β .

valid to assume that the largest fragment size a_{max} is proportional to the total area A of the system (also for not too large impact energy); in this case we get from the last expression $n(1) \propto A^{-1}$. Thus, we find that $N = \int_1^{a_{\text{max}}} n(s) ds \propto [n(1) = (1)] A^{-1} = A^{-B}$, provided $B > 1$; i.e. if the scaling (1) is valid, the expected dif-

ferential distribution of fragments $n(a)$ tends to scale as a^{-1} or, equivalently $n(>a) \propto a^{-1}$, with $\beta = B$.

The most frequently studied statistical function in fragmentation experiments is the average number of fragments of size larger than s , $n(>s)$, or area larger than a , $n(>a)$, for breakup of plates. The last statistical function for our fragmentation model is shown in Figure 3 for the same parameters leading to Figure 2 (10 similar experiments). In our model, $n(>a)$ exhibits in general a composite scaling law characterized by two different critical exponents B_+ , and B_- valid respectively for small and intermediate area fragments. Thus, the expected differential distribution of fragments, $n(a)$, which is the derivative of $n(>a)$ with respect to a , scales as $n(a) \propto a^{-\beta}$, with β assuming the values $\beta_+ = B_+ + 1$, and $\beta_- = B_- + 1$, for small and intermediate areas, respectively. With the power law fit in Figure 3 we find $B_+ = 0.60 \pm 0.01$ ($\beta_+ = 1.60 \pm 0.01$), and $B_- = 0.27 \pm 0.01$ ($\beta_- = 1.27 \pm 0.01$). It can be noticed that the exponents B (or β) obtained from Figure 3 are in agreement with the relation $B = \beta - 1$ and with Figure 2. For the reader to develop a better insight on our model, we show B as a function of α in the inset of Figure 3. We notice from this inset that both B_- and B_+ present a nearly linear dependence with α , with a constant difference ($B_+ - B_-$).

The behavior observed in Figure 3 for $n(>a)$, with composite scaling laws, is in very good agreement with the experiments of Meibom and Balslev [3] of fragmentation of plates of dry clay falling onto a hard floor from a height of 2.0m (In [3] the experimental cumulative functions corresponding to $n(>a)$ are shown, although the critical exponents reported there, β , are those of the differential distribution, i.e. the same as β , in the standard notation adopted in the present work.). In the experiments of Meibom and Balslev, the observed values for the exponents were $\beta_+ = 1.57 \pm 0.09$, and $\beta_- = 1.19 \pm 0.08$, irrespective the aspect ratio of the plates, $h=L$, in the interval 0.015 to 0.133. Furthermore, for $\alpha = 0.10$, the accumulated distribution is shown in Figure 4. In this case, we observe the power law $n(>a) \propto a^{-\beta_+ - 1} = a^{-1}$, with $\beta_+ = 1.08 \pm 0.01$ exactly as observed by Oddershede et al [2] with the fragmentation of gypsum disks of 320mm in diameter and 5mm thick. In our Figure 4 the scaling persists along four decades in a , although in Figure 2 of [2] the scaling occurs only along two decades due to the difficulty to detect experimentally those fragments with mass in the range $5 \cdot 10^{-5}$ g to $5 \cdot 10^{-3}$ g.

We can characterize the time evolution of the stress pulse on the plate as a diffusion process in the following way. At the first time unit, the stress pulse visited a single domain of unit area (the impact site). At each time step, a new unit of area is added to the subset of the lattice visited by the stress pulse. In general, the average fragment area is given by

$$\langle a(t) \rangle = \frac{1}{N(t)} \sum_{i=1}^{N(t)} a_i(t); \quad (2)$$

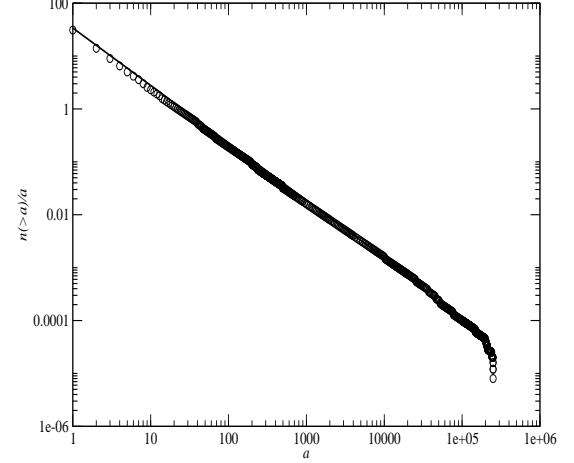


FIG. 4: $n(>a)/a$ as a function of a for $\alpha = 0.1$ and $L = 500$. $n(>a) \propto a^{-1}$ with $\beta_+ = 1.08 \pm 0.01$ for $1 < a < 30,000$.

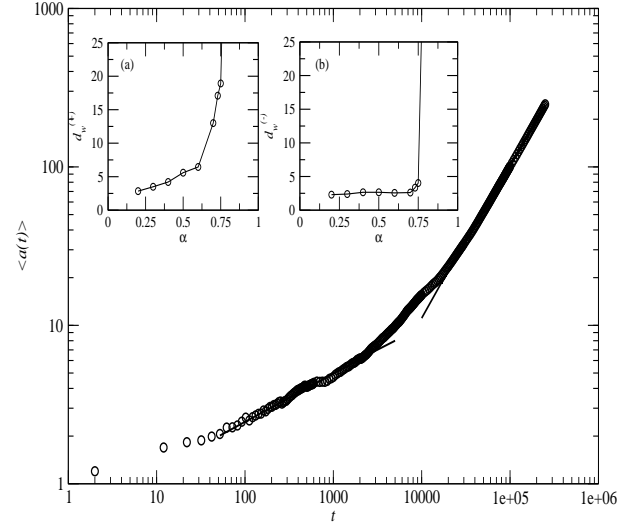


FIG. 5: Evolution of $\langle a(t) \rangle \propto t^{2=d_w}$ for $\alpha = 0.6$ and $L = 500$. In this curve, we have $d_w^{(+)} = 6.67$ for $60 < t < 2,500$ and $d_w^{(-)} = 2.11$ for $17,000 < t < 250,000$. In the inset we present the exponents d_w as a function of α for (a) small and intermediate areas and (b) large areas.

where $a_i(t)$ is the area of the i -th fragment at time t , and $N(t)$ is the total number of fragments at time t . After the stress pulse visit all sites, we have $t = t_{\text{maximum}} = L^2 = t_0$, and $\langle a(t = L^2) \rangle = \frac{L^2}{(L^2)} = L^{2(1-\beta)}$, since the total area is L^2 and the total number of fragments is given by (1). The diffusion exponent d_w [6] can be introduced by using the relation $\langle a(t = t_0) \rangle \propto t_0^{2=d_w}$. From the last two expressions we conclude that $d_w = 2/(1-\beta)$, and d_w assumes the standard Brownian value $d_w^B = 2$ if $\beta = 0$. For $0 < \beta < 1$ we have anomalous diffusion and $d_w > 2$. In particular, for the numerical values of the exponents β_+ and β_- obtained in Figure 2, we get $d_w^{(+)} = 6.45$, and

