

Theory of carrier mediated ferromagnetism in dilute magnetic oxides

M.J. Calderón, S. Das Sarma

*Condensed Matter Theory Center, Department of Physics,
University of Maryland, College Park, Maryland 20742-4111*

We analyze the origin of ferromagnetism as a result of carrier mediation in diluted magnetic oxide semiconductors in the light of the experimental evidence reported in the literature. We propose that a combination of percolation of magnetic polarons at lower temperature and Ruderman-Kittel-Kasuya-Yosida ferromagnetism at higher temperature may be the reason for the very high critical temperatures measured (up to $\sim 700\text{K}$).

PACS numbers: 75.50.Pp, 75.30.Hx, 75.10.-b

I. INTRODUCTION

Semiconductors doped with magnetic ions are being studied in an effort to develop spintronics, the new kind of electronics that seeks to exploit, in addition to the charge degree of freedom as in the usual electronics, also the spin of the carriers [1]. The first so-called diluted magnetic semiconductors (DMS) were II-VI semiconductor alloys like $\text{Zn}_{1-x}\text{Mn}_x\text{Te}$ and $\text{Cd}_{1-x}\text{Mn}_x\text{Te}$ [2] originally studied in the 1980s. These materials are either spin glasses or have very low ferromagnetic (FM) critical temperatures T_C (\sim few K) [3] and are, therefore, inadequate for technological applications which would require FM order at room temperature. More recently, the Mn doped III-V semiconductors $\text{In}_{1-x}\text{Mn}_x\text{As}$ [4, 5] and $\text{Ga}_{1-x}\text{Mn}_x\text{As}$ [6, 7] showed ferromagnetism at a much higher temperature, thanks to the development of molecular beam epitaxy (MBE)-growth techniques. The current high T_C record of 173K achieved in Mn-doped GaAs by using low temperature annealing techniques [8, 9, 10] is promising, but still too low for actual applications. In all these materials, ferromagnetism has been proven to be carrier mediated, a necessary property for spintronics since this enables the modification of magnetic behavior through charge manipulation. This has motivated a search for alternative spintronics materials with even higher T_C and carrier mediated FM. In this direction, dilute magnetic oxides [11], such as magnetically-doped TiO_2 [12], ZnO [13], and SnO_2 [14], could represent this alternative with reported T_C s above room temperature and as high as $\sim 700\text{K}$ [15].

The general formula for these oxide based dilute magnetic semiconductors (O-DMS) is

$$A_{1-x}M_xO_{n-\delta}, \quad (1)$$

where A is a non-magnetic cation, M is a magnetic cation, δ is the concentration of oxygen vacancies which depends on the growth conditions, and $n = 1$ or 2 . Carriers, usually electrons, are provided by the oxygen vacancies that are believed to act as shallow donors [16, 17]. This is in contrast to III-V semiconductors, like $\text{Ga}_{1-x}\text{Mn}_x\text{As}$, where the carriers (holes in this case) are provided by the magnetic impurities themselves which act also as donors (or acceptors). More oxygen vacan-

cies and, thus, more carriers, are produced at low oxygen pressure [18, 19]. In the process of doping with magnetic ions, usually of different valence than the ion they substitute for, oxygen or A vacancies are also introduced to maintain charge neutrality. However, these oxygen vacancies have been found not to contribute directly to the electrical conductivity of the system [20]. On the contrary, the resistivity increases by orders of magnitude upon doping [14, 15].

There is currently no consensus on the origin of ferromagnetism in O-DMS, in particular, whether it is an extrinsic effect due to direct interaction between the local moments in magnetic impurity clusters (or nanoclusters) or is indeed an intrinsic property caused by exchange coupling between the spin of the carriers and the local magnetic moments. This is a very important issue because spintronics requires the carriers to be polarized and this would only be guaranteed if ferromagnetism is intrinsic. Experimental evidence for carrier-mediated FM in O-DMS is not yet conclusive. In the much studied Co-doped TiO_2 in the rutile phase, anomalous Hall effect (AHE) [18] and electric field induced modulation of magnetization (by as much as 13.5%) [21] have been observed, arguing for carrier-mediated FM. However, AHE was also measured in a sample with magnetic clusters, casting doubts about the conclusions that can be drawn from AHE data [22]. Nevertheless, room temperature FM has also been reported in cluster free films grown or annealed at high temperatures $\sim 900^\circ\text{C}$ [15] by pulsed laser deposition, and in nanocrystalline films grown in conditions that preclude the formation of metallic cobalt [23]. Another piece of evidence in favor of carrier-mediated ferromagnetism is the observation that the magnetic field dependence of ferromagnetic circular dichroism is in good agreement with those of magnetization and anomalous Hall effect [24]. More recently, X-ray photoemission spectroscopy measurements have suggested strong hybridization between carriers in the Ti 3d band and the localized t_{2g} states of Co^{2+} [25].

Many reports have raised serious doubts on the magnetism of magnetically-doped ZnO [26] since the results are very sensitive to sample preparation. However, it has been pointed out [26, 27] that the lack of ferromagnetism in some samples can be the result of too low a

density of carriers. Indeed, films of $\text{Zn}_{0.75}\text{Co}_{0.25}\text{O}$ prepared in low oxygen partial pressure ($< 10^{-6}$ Torr), a condition that should increase the density of electrons from oxygen vacancies, were found to be ferromagnetic at room temperature [28]. These samples exhibited perpendicular magnetic anisotropy [28, 29] and no segregation effects were significant. In the same direction, doping $\text{Zn}_{0.98}\text{Co}_{0.02}\text{O}$ with small amounts of Cu also enhanced the system's ferromagnetism [30]. The systematic variation of magnetism in doped ZnO as a function of the magnetic dopant has been explored in Ref. [19], where room-temperature ferromagnetism has been found in films doped with Sc, Ti, V, Fe, Co, or Ni but not with Cr, Mn, or Cu. The same group also reported an increase in the magnetic moment per Co ion as a function of the reduction of oxygen pressure (equivalent to an increase of the density of carriers) [19]. Optical magnetic circular dichroism, one of the tests proposed as a signature of diluted ferromagnetism [21], has also been measured at low temperatures [31], and at room temperature [32]. Very recently, by analyzing the controlled introduction and removal of interstitial Zn, carrier-mediated ferromagnetism in Co-doped ZnO has been demonstrated [33].

The case of magnetically-doped SnO_2 (with $T_C \sim 600\text{K}$ [14, 34]) seems to be different from the previous two materials in that the parent compound is highly conducting [35] (though still transparent) and that some doped samples have shown an extremely large magnetic moment ($> 7\mu_B$) per magnetic impurity [14, 34].

It thus appears that different doped magnetic oxides may very well have different underlying mechanisms leading to the observed ferromagnetism – in particular, there may very well be several competing FM mechanisms in play in O-DMS, a novel theme we develop further here.

In this article, we address the origin of ferromagnetism as mediated by carriers in O-DMS analyzing the existing experimental evidence for magnetic and transport properties, in particular, in Co-doped TiO_2 . Our goal is to develop a theory for O-DMS ferromagnetism (assuming it to be mediated by band or impurity-band carriers) in analogy with the better understood III-V Mn-doped DMS materials [7, 36, 37, 38, 39]. Magnetically doped III-V semiconductors are ferromagnetic for a wide range of carrier concentrations, from the insulating to highly conducting regimes, where different mechanisms are expected to prevail. It has been proposed that for high enough values of the local exchange between the carriers and the magnetic ions, an impurity band is formed [40, 41]. In a highly insulating system, the Fermi level is well below the mobility edge of the impurity band. In this regime, ferromagnetism has been explained as the result of percolation of bound magnetic polarons [42]. This mechanism is consistent with the concave shaped magnetization versus temperature $M(T)$ curves observed, for instance, in $(\text{In},\text{Mn})\text{As}$ [5]. In the more conducting samples, itinerant carriers would mediate ferromagnetism via a Ruderman-Kittel-Kasuya-Yosida (RKKY) mechanism whose sign fluctuations, and

the associated frustration effects, are suppressed due to the low density of carriers [43], arising possibly from heavy compensation and/or existence of defects.

Given that the carriers in magnetic oxides reside in an insulating impurity band, there are essentially three kinds of carrier-mediated magnetic exchange interactions which could potentially lead to intrinsic carrier-mediated ferromagnetism: double exchange (similar to the situation in manganites) [44] in the impurity band, bound magnetic polarons percolation (similar to the situation in insulating diluted magnetic semiconductors, e.g. $\text{Ge}_{1-x}\text{Mn}_x$, $\text{In}_{1-x}\text{Mn}_x\text{As}$, and low- x $\text{Ga}_{1-x}\text{Mn}_x\text{As}$) [42], and indirect (RKKY) exchange coupling mediated by free carriers (similar to the situation in the optimally doped $x \approx 0.05$ high- T_C metallic $\text{Ga}_{1-x}\text{Mn}_x\text{As}$) [43]. The double exchange mechanism gives, at the low carrier density of magnetic oxides, T_C proportional to the carrier density; therefore, critical temperatures exceeding room temperature ($\sim 300\text{K}$) are essentially impossible within this model. In general, the carrier-mediated indirect RKKY exchange mechanism applies only to free carriers in an itinerant band, and therefore may be thought to be ruled out for doped magnetic oxides which are insulating impurity band materials. But we propose here that the 'standard' RKKY mechanism may very well be playing a role in the magnetic oxides, particularly at high temperatures, where a large number of localized impurity band carriers will be thermally activated (due to the small values of the carrier binding energies in the magnetic oxides) either within the impurity band or to the conduction band, effectively becoming itinerant free carriers (albeit thermally activated ones) which can readily participate in the indirect RKKY exchange between the localized impurity magnetic moments. If the exchange coupling between local moments and the thermally activated carriers is sufficiently large, then this mechanism could explain the very high T_C observed in magnetic oxides. We emphasize that T_C also depends on other parameters including the activated carrier density and the magnetic moment density. At low temperature, the RKKY mechanism must freeze out since thermal activation from the impurity band is no longer operational and one must therefore have a complementary mechanism to provide carrier-mediated ferromagnetism. We believe that the bound magnetic polaron (BMP) mechanism is the plausible low temperature magnetic ordering mechanism, but it cannot explain the high (room temperature or above) claimed T_C of O-DMS unless one uses completely unphysical parameters.

Our new idea in this work is, therefore, the suggestion that the intrinsic carrier-mediated ferromagnetism leading to high Curie temperatures is plausible in doped magnetic oxides only if two *complementary* magnetic mechanisms (i.e. the bound magnetic polaron percolation at low temperatures and the indirect RKKY exchange mechanism in the presence of substantial thermal activation of carriers in the impurity band) are operating in parallel. We find that no single carrier-mediated mech-

anism, by itself, can account for the observed high T_C in doped magnetic oxides. These considerations apply mainly to TiO_2 as high- T resistivity measurements indicate existence of substantial thermally activated carrier population [15, 18, 45]. Of course, the possibility that the observed ferromagnetism in magnetic oxides arises from completely unknown extrinsic mechanisms (e.g. clustering near the surface) or from non-carrier-mediated mechanisms cannot be ruled out at this stage. Only more experimental work, perhaps motivated by our theoretical considerations presented herein, can provide definitive evidence in favor of one or more FM mechanisms in O-DMS. We mention in this context that even for much better-understood III-V DMS systems there are still debates in the literature regarding the precise role of the RKKY mechanism [46].

This paper is organized as follows: in Sec. II, the bound magnetic polaron and the RKKY model are introduced. In Sec. III, magnetic and transport properties of dilute magnetic oxide semiconductors, mainly Co-doped TiO_2 , are summarized and analyzed in the light of our proposed combined model. Sec. IV presents a discussion of our model and some of the alternatives suggested in the literature. We conclude in Sec. V.

II. MODEL

The general Hamiltonian that describes the physics of diluted magnetic semiconductors is (see, for instance, Ref. [47])

$$\begin{aligned}
H = & \sum_{\alpha} \int d^3x \Psi_{\alpha}^{\dagger}(x) \left(-\frac{\nabla^2}{2m} + V_L(x) + V_r(x) \right) \Psi_{\alpha}(x) \\
& + \int d^3x \sum_{i\alpha} W(x - R_i) \Psi_{\alpha}^{\dagger}(x) \Psi_{\alpha}(x) \\
& + \int d^3x \sum_{i\alpha\beta} J \mathbf{S}_i \Psi_{\alpha}^{\dagger}(x) \sigma_{\alpha,\beta} \Psi_{\beta}(x) a_0^3 \delta^3(x - R_i) \\
& + \sum_{i,j} J_d(R_i - R_j) \mathbf{S}_i \mathbf{S}_j
\end{aligned} \quad (2)$$

where m is the relevant effective mass, V_L is the periodic lattice potential, V_r is a potential arising from disorder (magnetic and non-magnetic) in the lattice, W is a Coulombic potential arising from the oxygen vacancies that act as shallow donors, J is the local exchange (Hund's like) between the carrier spin and the magnetic impurities moments, and J_d is a direct exchange between the magnetic impurities spins (which is ferromagnetic in Co-doped TiO_2 [48]). \mathbf{S}_i is the impurity spin located at \mathbf{R}_i , $\sigma_{\alpha,\beta}$ represents the Pauli matrices with spin indices α and β , and a_0^3 is the unit cell volume. We are neglecting the electron-electron interaction which we expect to be very small due to low carrier density in the diluted magnetic oxides. In the following, we assume the direct exchange term to be effectively included in the local exchange term. Only at very low carrier densities and in

the case of antiferromagnetic J_d , which is *not* the case of Co-doped TiO_2 , the direct exchange could compete with the carrier-mediated FM and cause frustration [49].

The Hamiltonian in Eq. (2) is extremely complex to solve exactly and, consequently, we integrate out the electronic degrees of freedom and simplify the problem by considering only the term in the Hamiltonian that dictates the interaction between the spin of the carriers and the magnetic moments

$$H_I = \sum_i J a_0^3 \mathbf{S}_i \mathbf{s}(\mathbf{R}_i). \quad (3)$$

We, therefore, model the problem with a minimum set of parameters that effectively include other interactions in the system. This simplified Hamiltonian is solved in two complementary cases: (i) localized carriers (bound to oxygen vacancies by the interaction W), and (ii) itinerant carriers. When the carriers are localized, they form bound magnetic polarons that percolate at T_C [42, 50]. When carriers are delocalized in the conduction (or valence) band, they can mediate ferromagnetism through the RKKY mechanism. In the following, we introduce these two approaches, which are capable of producing carrier-mediated FM provided the carrier density is much lower than the magnetic impurity density.

A. Percolation of bound magnetic polarons

Bound magnetic polarons (BMP) are the result of the combination of Coulomb and magnetic exchange interactions [51]. Carriers are localized due to electrostatic interaction with some defect (i.e. the magnetic impurity in III-V semiconductors, and the oxygen vacancies in the magnetic oxides) with a confinement radius $a_B = \epsilon(m/m^*)a$, with ϵ the static dielectric constant, m^* the effective mass of the polaron, and $a = 0.52 \text{ \AA}$ the Bohr radius. a_B is larger (smaller) for shallower (deeper) defect levels. We assume the bound electron (or hole) wave-function has the isotropic hydrogen-like form $\Psi(r) \sim \frac{1}{\sqrt{a_B^3}} \exp(-r/a_B)$ so that the exchange [given in Eq. (3)] between the magnetic impurities and the carrier decays exponentially with the distance r between them as $\sim \exp(-2r/a_B)$. At a certain T , the radius of the polaron R_p is given by the condition

$$k_B T = |J| (a_0/a_B)^3 S s \exp(-2R_p/a_B), \quad (4)$$

where k_B is the Boltzmann constant, leading to

$$R_p(T) \equiv (a_B/2) \ln \left(sS|J| (a_0/a_B)^3 / k_B T \right), \quad (5)$$

where we can see that at the high temperature disordered phase there are no polarons, which start forming at $k_B T \sim sS|J| (a_0/a_B)^3$, and then grow as temperature is lowered. The impurity spins that are a distance $r < R_p$ from a localized carrier tend to align with the localized

carrier spin. The polarized magnetic impurities form, in turn, a trapping potential for the carrier such that a finite energy is required to flip its spin. The magnetic polarons are well defined non overlapping isolated entities only at low carrier densities and sufficiently large temperatures. The size of the polarons increases as temperature decreases, eventually overlapping with neighboring BMPs. This overlap causes the alignment of their spins, therefore forming FM clusters. The FM transition takes place when an 'infinite cluster' (of the size of the system) is formed, i.e. when the BMP percolation occurs. This scenario has been studied in Ref. [42] in the context of III-V semiconductors. There it is shown that the bound magnetic polaron model can be mapped onto the problem of percolation of overlapping spheres. The model proposed is valid in the low carrier density regime $n_c a_B^3 \ll 1$ and when the density of magnetic impurities n_i is larger than the density of carriers n_c . Under these conditions, each carrier couples to a large number of magnetic impurities, as shown in Fig. 1.

In order to calculate the BMP percolation critical temperature T_C^{perc} we first need to estimate the maximum temperature at which two magnetic polarons a distance r from each other are still strongly correlated $T_{2p}(r)$. By estimating the number of impurities which interact with both polarons [42], this temperature is found to be given by

$$k_B T_{2p}(r) \sim a_B \sqrt{r n_i} s S J \left(\frac{a_0}{a_B} \right)^3 \exp(-r/a_B). \quad (6)$$

As the temperature is lowered more and more polarons overlap with each other until a cluster of the size of the sample appears. The critical polaron radius at which this happens can be calculated as the percolation radius in the problem of randomly placed overlapping spheres. This problem has been solved numerically [52] giving

$$r_{\text{perc}} \approx 0.86 / \sqrt[3]{n_c}. \quad (7)$$

Substituting this distance in Eq. 6 gives the FM transition temperature

$$k_B T_C^{\text{perc}} \sim s S J \left(\frac{a_0}{a_B} \right)^3 (a_B^3 n_c)^{1/3} \sqrt{\frac{n_i}{n_c}} \exp\left(-\frac{0.86}{(a_B^3 n_c)^{1/3}}\right). \quad (8)$$

The magnetization is due to the magnetic ions (since $n_i > n_c$) in the percolating cluster. It is given by

$$M(T) = S n_i \mathcal{V}(r_{\text{corr}} \sqrt[3]{n_c}) \quad (9)$$

where $\mathcal{V}(y)$ is the infinite cluster's volume in the model of the overlapping spheres and

$$r_{\text{corr}}(T) = \left[0.86 + (a_B^3 n_c)^{1/3} \ln \frac{T_C}{T} \right] / \sqrt[3]{n_c} \quad (10)$$

is the maximum distance between correlated polarons at T . Therefore, the shape of the magnetization curve only

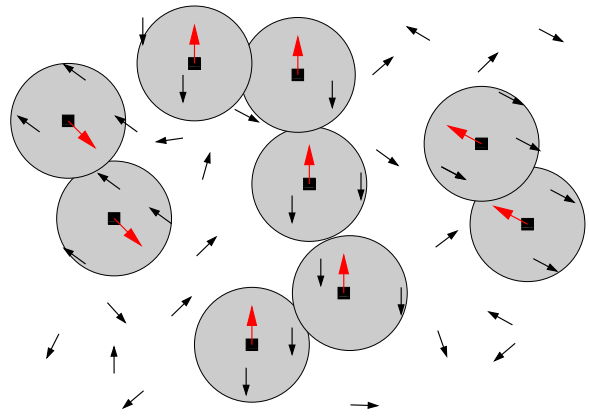


FIG. 1: Schematic representation of magnetic percolation in oxide based dilute magnetic semiconductors. The solid squares represent the oxygen vacancies where an electron, represented by an arrow, is localized. The gray circles represent the extension of the electron wave-function. Magnetic impurity spins are represented by small arrows whose orientation is established by antiferromagnetic exchange coupling with the localized carrier.

depends on $a_B^3 n_c$. The volume of the infinite cluster is strongly suppressed as temperature is increased producing a concave shaped $M(T)$ curve [42], as opposed to the Weiss mean-field like convex Brillouin function shape expected for highly conducting samples. The concave shape is less pronounced for larger $a_B^3 n_c$ [47], that would eventually lead to a change of shape in the itinerant carrier regime, beyond the limit of applicability of this theory. Interestingly, however, the BMP percolation theory developed in the strongly localized insulating regime smoothly extrapolates to the mean-field RKKY-Zener theory (discussed below in Sec. IIB) in the itinerant free-carrier metallic regime [42, 47], giving us some additional confidence in the potential validity of the composite percolation-RKKY model we are proposing here for ferromagnetism in the magnetic oxides materials.

Conduction in a bound magnetic polaron system occurs via an activated process. Thus, $\rho \sim \exp(\Delta E/k_B T)$ where ΔE is the activation (or binding) energy. ΔE depends on the binding energy of the carrier due mainly to electrostatic interaction with donors or acceptors, and in a minor degree, on the polarization due to magnetic exchange Eq. (3). The effect of an applied magnetic field in this system is to align non-connected polarons in such a way that the polarization part of the binding energy gets suppressed. As a result, the magnetoresistance is negative and depends exponentially on the field [53]. It should be emphasized that the BMP picture and the associated magnetic percolation transition is only valid in the strongly localized carrier regime where each BMP (i.e. each carrier) is immobile, and a percolation transition in the random disordered configuration makes sense.

B. RKKY model for itinerant carriers

As already mentioned, carriers in magnetic oxides are donated by oxygen vacancies that act as shallow donors. The carrier binding energy has been estimated for different samples of undoped TiO_2 to be ~ 4 meV [16], ~ 14 meV [17] and ~ 41 meV [54]. These are smaller than the Mn acceptor binding energy of GaAs, which is of the order of 0.1 eV [55]. It is then possible that a large fraction of the electrons are promoted (i.e. thermally activated) above the mobility edge in the impurity band at temperatures lower than T_C^{perc} and that the localization picture just described cannot explain ferromagnetism by itself. This thermal activation of carriers will be extremely effective at higher temperatures, particularly since $k_B T_C$ in this system could be substantially higher than the electron binding energy or, equivalently, the activation energy. The assumption of strict BMP localization fails in this situation as the carriers get activated into highly mobile states at higher temperatures, as manifested by the experimentally observed enhancement in the conductivity at higher temperatures. The BMP formation will be suppressed in this situation since the thermally activated band carriers are effectively free or itinerant at elevated temperatures.

Itinerant carriers coupled to local moments by Eq. (3) lead to the well-known Zener-RKKY mechanism of indirect magnetic interaction between the magnetic impurities. This model gives an effective exchange J_{eff} between magnetic moments in the lattice of the form [56, 57]

$$J_{\text{eff}} \propto \frac{2k_F R_{ij} \cos(2k_F R_{ij}) - \sin(2k_F R_{ij})}{R_{ij}^4} \quad (11)$$

where $R_{ij} = R_i - R_j$ (i.e. the distance between magnetic impurities) and k_F is the Fermi momentum. J_{eff} oscillates in sign with distance leading in general to complicated magnetic configurations [58], frustration and glassy behavior. However, in the limit of very low density of carriers relevant here ($n_c \ll n_i$), $k_F r \rightarrow 0$ and $J_{\text{eff}} < 0$, namely, the RKKY interaction is always ferromagnetic. The RKKY ferromagnetism phase diagram has recently been calculated [46].

We study the RKKY interaction in the limit of non-degenerate carriers within mean-field theory (therefore, all disorder in the lattice is neglected). The interaction between carrier spins and local moments can be then described as a self-consistent process in which carrier spins see an effective magnetic field produced by the local moments (which are considered classical)

$$B_{\text{eff}}^{(c)} = \frac{J a_0^3 n_i \langle S_z \rangle}{g_c \mu_B}, \quad (12)$$

and the local moments see an effective field produced by the carrier spins

$$B_{\text{eff}}^{(i)} = \frac{J a_0^3 n_c \langle s_z \rangle}{g_i \mu_B}. \quad (13)$$

The response of the impurity spin, which follows Boltzmann statistics, to $B_{\text{eff}}^{(i)}$ is [59]

$$\langle S_z \rangle = S \mathcal{B}_S \left(\frac{g_i \mu_B B_{\text{eff}}^{(i)}}{k_B T} \right) = S \mathcal{B}_S \left(\frac{S J a_0^3 n_c \langle s_z \rangle}{k_B T} \right) \quad (14)$$

where

$$\mathcal{B}_s(y) \equiv \frac{2s+1}{2s} \coth \frac{2s+1}{2s} y - \frac{1}{2s} \coth \frac{1}{2s} y \quad (15)$$

is the Brillouin function. In the nondegenerate limit, the carrier spin distribution is not affected by the Pauli exclusion principle and, therefore, it is determined also by Boltzmann statistics rendering

$$\langle s_z \rangle = s \mathcal{B}_s \left(\frac{g_c \mu_B B_{\text{eff}}^{(c)}}{k_B T} \right) = s \mathcal{B}_s \left(\frac{J a_0^3 n_i \langle S_z \rangle}{k_B T} \right) \quad (16)$$

Combining Eqs. (14) and (16), we get a self-consistent equation for the impurity spin

$$\langle S_z \rangle = S \mathcal{B}_S \left[\frac{J a_0^3}{k_B T} s \mathcal{B}_s \left(\frac{J a_0^3 n_i \langle S_z \rangle}{k_B T} \right) \right]. \quad (17)$$

When the effective magnetic fields are small, as it is close to the magnetic transition, we can perform the expansion of $\mathcal{B}_s(y)$ for small values of y

$$\mathcal{B}_s(y) \approx \frac{s+1}{3s} y + O(y^3), \quad (18)$$

which, applied to Eq. 17, gives the critical temperature [60]

$$k_B T_C^{\text{RKKY}} = \frac{1}{3} J a_0^3 \sqrt{n_c n_i} \sqrt{(S+1)(s+1)}. \quad (19)$$

The magnetization is mainly due to the local magnetic moments $\langle S_z \rangle$ (because $n_i > n_c$) and is given by the self-consistent Eq. 17. The resultant dependence with temperature is concave for low values of n_c/n_i and convex mean-field-like for $n_c/n_i \geq 0.2$ [47].

For higher carrier density, the carriers form a degenerate gas and the procedure followed in Ref. [43] would be more appropriate. In this reference, the RKKY model is solved taking into account the disorder in the lattice. The conductivity is included via the mean free path (MFP), which produces a cutoff in the RKKY coupling reach. T_C has been found to depend very strongly on the relation between n_c , n_i and the MFP. MFP can be made larger by improving sample quality. In contrast with mean field treatments of the same model (which neglect disorder) that predict $T_C \propto n_c^{1/3}$ [61], T_C is enhanced and later suppressed by increasing n_c . This T_C suppression is due to the sign oscillations of the RKKY interaction at larger carrier densities [see Eq. (11)] that lead to magnetic frustration and spin glassy behavior. It is then proposed [62] that T_C improvement can arise both from increasing n_c

and the MFP. The magnetization curves $M(T)$ are convex in the highly conducting limit (large MFP) and concave for more insulating systems (small MFP) [43, 47] appropriate for dilute magnetic oxides. This is qualitatively the same result as given by the non-degenerate approach and the BMP model. In this way, the localized and itinerant carrier models predict the same behavior for $M(T)$ in both the high and low carrier density limits, leading to correct qualitative predictions even beyond the applicability range of the two models.

Calculations of dc-resistivity in diluted systems within DMFT approximation have rendered a negative magnetoresistance MR, that peaks at T_C but is appreciably smaller than the MR of magnetic ordered lattices such as manganites [63].

C. Double exchange model

In the double exchange model [44], a large J forces the spin of the carrier to be parallel to the local magnetic moment in such a way that the kinetic energy of the carriers hopping between magnetic sites is minimized when the magnetic ions are ferromagnetically ordered. This model was proposed for manganites, where ferromagnetism and metallicity usually come together. The ferromagnetic critical temperature in the double exchange model is proportional to the density of carriers and the bandwidth [64], with very small values in the low density limit appropriate to O-DMS. Therefore, double exchange is not a suitable mechanism to explain the high critical temperature of dilute magnetic oxides, and is hence not considered further in this work. However, in the strong coupling regime, where the effective exchange coupling J is large ($J \gg t$, E_F where t is the carrier bandwidth), a double exchange mechanism may be appropriate for low- T_C DMS materials as discussed in Refs. [40, 65].

III. COMPARISON TO EXPERIMENT

We argue here that, at high enough temperatures compared to the carrier binding energy, carriers are thermally excited to conduction (or valence) bands from the impurity band becoming itinerant and mediating ferromagnetism by an effective RKKY mechanism. The carrier binding energy ΔE can be estimated by fitting the resistivity curves to $\rho = \rho_0 \exp(\Delta E/k_B T)$. The result is unfortunately sample and composition dependent. For the undoped TiO_2 , estimations go from ~ 4 meV [16] to ~ 41 meV [54]. In Ref. [17], a_B in TiO_2 is estimated to be 15 \AA from the observation of an insulator to metal transition upon doping at $n_c \sim 5 \times 10^{18} \text{ cm}^{-3}$. This corresponds to $\Delta E = 14$ meV using the static dielectric constant $\epsilon = 31$ [17] and $m^* = m$. We show these results in Fig. 2, together with the activation energy values corresponding to Co-doped TiO_2 films [54]. When doped with magnetic ions, the resistivity increases by orders of

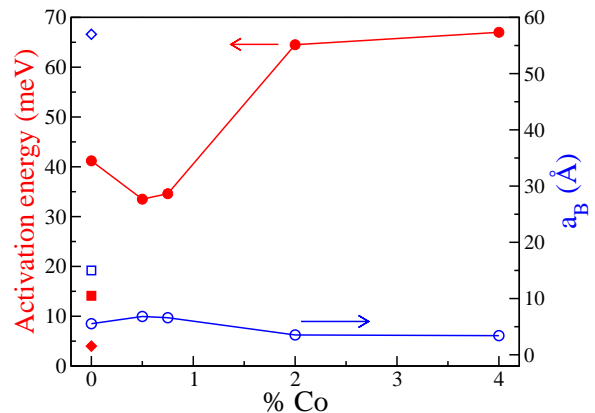


FIG. 2: Activation energies (closed symbols) and estimated localization radius a_B (open symbols) for undoped and Co-doped TiO_2 . For these estimations, the static dielectric constant $\epsilon = 31$ has been used. Circles are results from Ref. [54], squares from Ref. [17], and diamonds from Ref. [16].

magnitude proportionally to the density of impurities, its slope is dramatically enhanced, and does not show the insulator to metal transition [14, 15, 18] observed in the undoped samples. The overall increase of the resistivity is due to the scattering from charged impurities, as they produce strong disorder in the system. However, the resistivity due to the impurity scattering is not temperature dependent on the exponential scale of carrier activation. Therefore, ΔE can be calculated the same way as for undoped samples. The results for a particular series of Co-doped TiO_2 [54] show that the activation energy increases upon doping (see Fig. 2). We expect these values to vary widely from sample to sample, as observed for the undoped compound. (This is also consistent with the current experimental situation where the observed T_C in various nominally similar Co- TiO_2 samples varies widely from sample to sample.)

As the density of free carriers depends exponentially on the impurity energy level (or the activation energy), a significant part of the bound impurity band electrons can be promoted above the mobility edge at temperatures lower than T_C . This is particularly true in doped magnetic oxides, where the claimed T_C ($\approx 400 - 1000\text{K}$) is so high that the $k_B T_C \gg \Delta E$ regime is easily reached producing a high density of thermally activated mobile band carriers at $k_B T \gtrsim \Delta E$.

The estimation of the critical temperature depends on many variables: (i) the density of carriers n_c , (ii) the density of magnetic ions n_i , (iii) the exchange coupling J and, (iv) in the bound magnetic polaron theory, the localization radius a_B . These parameters are either not precisely known or present a huge sample-to-sample variation: (i) The density of carriers n_c has been measured by Hall effect giving results ranging from 10^{18} to 10^{22} cm^{-3} [45], as the density of oxygen vacancies varies greatly with the growth conditions. (ii) The absolute

density of magnetic ions is known ($x = 0.1$ corresponds to $n_i \sim 3 \times 10^{21} \text{ cm}^{-3}$ in TiO_2) but we cannot estimate how many of those are magnetically active and, therefore, relevant to long-range carrier-mediated ferromagnetism. In fact, the magnetic moment per magnetic ion has a strong dependence on sample characteristics [50]. This could be due to different effective values of magnetically active impurities. In particular, for Co-doped TiO_2 , S is usually close to the low spin state $S = 1/2$. (iii) J is not known in general though there are some estimates which place its value above 1 eV for ZnO [50]. (iv) a_B calculated from the activation energies are shown in Fig. 2 (right axes). Note the strong variation of a_B from sample to sample in the undoped case. This dramatically affects the estimates of the critical temperature within the polaron percolation model as shown in Fig. 3, as T_C^{perc} depends exponentially on $a_B^3 n_c$.

Estimations of T_C from Eqs. (8) and (19) depend strongly on all these unknown parameters and, consequently, T_C can vary from tens to hundreds of Kelvin upon tuning their values. This is illustrated in Fig. 3. The local moment is taken to be $S = 1$, however, the moment per magnetic ion is another quantity that is very sample dependent. A value of $n_i = 3 \times 10^{21} \text{ cm}^{-3}$ has been used. T_C^{perc} [Eq. (8)] increases with the magnetic impurity density as $\sqrt{n_i}$ while T_C^{RKKY} [Eq. (19)] only depends on the product $\sqrt{n_i n_c}$. Note that both estimates of T_C are the same order of magnitude and close to experimental data. However, due to the strong dependence of T_C on unknown parameters, we should not use the calculated value of T_C as the sole criterion to elucidate the applicability of a particular model. Rather, we should look at other evidence given by experiment such as trends in magnetization curves and magnetoresistance. We note, however, that we cannot rule out the possibility that the strong variation in T_C between different experimental groups (or even from sample to sample in the same group) arises precisely from the variation of the sample parameters n_i , n_c , a_B , etc. which will indeed lead to large T_C variation! Further experiments are clearly needed to settle this important issue.

The measured magnetization versus temperature curves $M(T)$ usually present a very constant signature within a wide range at low temperatures [12, 14, 15, 67], though in some cases, a concave shape is observed [28, 68]. As explained in Sec. II, this concave shape is expected for insulating systems within the polaron percolation approach and for low carrier density systems within the RKKY approach.

Magnetoresistance is very sample and composition dependent and there are not many reports in the literature. In general, it is only significant at temperatures much lower than T_C [12, 14, 69]. For doped ZnO, MR shows different signs for different dopants and temperatures [69], though these results may not be relevant as these samples were not ferromagnetic. Co-SnO₂ displays positive MR that becomes negative with increasing T [14]. Anatase Co-TiO₂ has positive MR for $T \leq 5 \text{ K}$ (60% at $T = 2 \text{ K}$

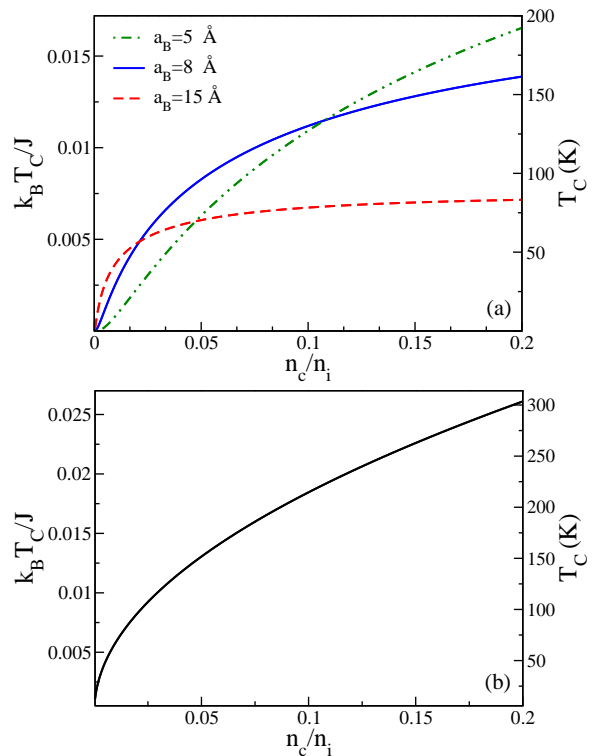


FIG. 3: (a) Estimation of ferromagnetic T_C for the theory of bound magnetic polarons Eq. (8) and (b) for the RKKY model for itinerant carriers Eq. (19). T_C on the right y-scale has been calculated using $J = 1 \text{ eV}$, $S = 1$, $a_o = 3.23 \text{ \AA}$ [66], and $n_i = 3 \times 10^{21} \text{ cm}^{-3}$ (equivalent to $x = 0.1$ for doped TiO_2).

and $H = 8 \text{ T}$) [12], while rutile Co-TiO₂ shows negative MR up to almost room temperature (maximum $\sim -0.4\%$ at $T = 100 \text{ K}$ and $H = 8 \text{ T}$) [18]. The latter also presents an increase of MR for the least resistive samples, the ones with higher carrier density.

As explained above, the polaron percolation model can explain a negative MR, whose value depends on the change of $\langle S_z \rangle$ with the applied magnetic field. At low temperatures, $\langle S_z \rangle$ should already be saturated, therefore, MR is bound to be small, consistent with results in O-DMS. On the other hand, both the percolation and RKKY models imply a maximum MR at T_C when spin fluctuations and susceptibility are very large and a small magnetic field can affect magnetization dramatically. However, this behavior has not been found in O-DMS.

IV. DISCUSSION

In this work we are trying to understand the physical origin of ferromagnetism in magnetically doped oxide materials (e.g. Co-TiO₂) by assuming the underlying magnetic mechanism to be carrier-mediated, qualita-

tively similar to that operational in the widely studied DMS systems such as $\text{Ga}_{1-x}\text{Mn}_x\text{As}$. We use an effective model of a local exchange coupling between the localized magnetic moments (i.e. Co) and the localized carriers (since the system, e.g. Co-TiO₂, is an insulator at $T = 0$). We first show that the very high T_C (well above the room temperature) reported in the literature cannot be understood entirely within the BMP percolation picture *by itself* without fine-tuning the effective parameters (e.g. exchange coupling, carrier and magnetic moment densities) to an unreasonable degree. We therefore disagree with the recent attempts [50] in the literature to attribute FM in O-DMS entirely to BMP percolation. In general, the BMP percolation theory, which is very natural for the insulating magnetic oxides and has already been invoked in the literature [19, 34, 50], leads to low values of T_C for any reasonable assumptions about the system parameters. The observed convex shape of the magnetization curves also argues against an entirely BMP percolation model for magnetic oxide ferromagnetism. In addition, for TiO₂, the high temperature resistivity measurements indicate the existence of a substantial thermally activated carrier population consistent with RKKY.

We therefore suggest a composite scenario by taking into account the relatively small carrier binding energy ΔE in these materials. We propose that the low temperature BMPs in the system (in the ferromagnetic state) become mobile (instead of going into a disordered paramagnetic state through the percolation transition), and these mobile carriers then produce long-range ferromagnetic coupling among the magnetic impurities through the standard RKKY-Zener mechanism, which could explain the experimentally observed high-temperature ferromagnetism. Wide variations in effective carrier (n_c) and magnetic moment (n_i) densities due to different growth conditions could easily accommodate the observed large variation in T_C among different groups.

We emphasize that our model of combined polaron percolation (at low temperatures, where the carriers are still bound) and RKKY-Zener (at high temperatures, where the carriers are activated into mobile states) mechanism seems to be the only reasonable possibility for the ferromagnetism with high T_C of the doped magnetic oxides assuming that the ferromagnetism *is both intrinsic and carrier-mediated*. This combined model applies mainly to TiO₂ where high temperature resistivity is activated [15, 18, 45]. On the other hand, recent measurements on Co-doped ZnO seem to rule out RKKY in favor of an exclusive BMP mechanism [33]. There are obviously other possibilities for the origin of ferromagnetism, which are less interesting, but *not* necessarily less plausible. First, the oxide ferromagnetism (in Co-TiO₂, Co-ZnO, etc.) could be entirely extrinsic (and, some of it most likely is), arising from contaminants (as happened, for example, in the ferromagnetism of calcium hexaborides) or from magnetic nanoclustering [15]. The Co nanoclusters in Co-TiO₂, for example, could pro-

duce long-range ferromagnetic order through dipolar coupling. A second intrinsic possibility for oxide ferromagnetism, increasingly gaining ground on the basis of recent first principles band structure calculations, is that the ordering in insulating samples or regions arises from the standard superexchange interaction between the localized magnetic impurities (e.g. Co in Co-TiO₂) [48]. These local interactions would still coexist with long-range carrier-mediated ferromagnetism. Other calculations [70] find a $p-d$ hopping mechanism, not related to free carriers but to clustering of the magnetic ions. These possibilities certainly cannot be ruled out, particularly in ordered magnetic oxides where such band structure supercell calculations would, in principle, be applicable. But the first principles calculations completely neglect disorder, and cannot really explain the wide variation in magnetic properties (e.g. T_C) seen in different laboratories. In addition, none of these possibilities (superexchange, p-d hopping mechanisms, or extrinsic nanocluster ferromagnetism) are carrier-mediated in the sense of DMS materials, and as such are out of scope for our interest.

What we have discussed in this work is that, within the assumption of an intrinsic carrier-mediated ferromagnetic mechanism (related to the mechanisms operational in DMS materials), the most likely origin for ferromagnetism in DMS oxides is a combination of BMP percolation at low temperatures and RKKY-Zener coupling through activated carriers at high temperatures. Only detailed experimental work can establish the origin of ferromagnetism in magnetically doped oxides — theory can only suggest interesting possibilities without ruling out alternative mechanisms such as extrinsic ferromagnetism or direct superexchange. Among the various experimental evidence supporting the model of carrier-mediated ferromagnetism in magnetically doped oxides are the observation of AHE [18], electric field induced modulation of magnetization [21], and optical magnetic circular dichroism [31]. It is clear that much more systematic experimental data showing the magnetic properties as a function of carrier density (and carrier properties) will be needed before the issue of definitively establishing the origin of ferromagnetism in doped magnetic oxides can be settled.

V. CONCLUSION

Before concluding, we emphasize that the new idea in this paper is that high-temperature RKKY ferromagnetism may be mediated in a semiconductor doped with magnetic impurities by thermally excited carriers in an otherwise-empty itinerant (conduction or valence) semiconductor band, in contrast to the usual band-carrier mediated RKKY ferromagnetism often discussed [43, 62] in the context of ferromagnetic (Ga,Mn)As where the valence band holes are thought to mediate the ferromagnetic RKKY coupling between the localized Mn mag-

netic moments. We believe that this RKKY coupling mediated by thermally excited carriers may be playing a role in the high observed T_C in Co-doped TiO₂ where the experimentally measured conductivity is always activated in the ferromagnetic phase indicating the presence of substantial thermally activated free carriers. Obviously, the necessary condition for such a thermally activated RKKY ferromagnetism is that electrical conduction in the system must be activated (and therefore insulating) in nature in contrast to metallic temperature-independent conductivity. If the observed conductivity in the system is temperature-independent, then the novel thermally-excited RKKY mechanism proposed by us simply does not apply. Our motivation for suggesting this rather unusual thermally-activated RKKY DMS ferromagnetism has been the reported existence of very high transition temperatures in Co-doped TiO₂ which simply cannot be explained quantitatively by the bound magnetic polaron percolation picture of Kaminski and Das Sarma [42, 47, 53] although it is certainly possible that some of the oxide ferromagnetism arises purely from the BMP mechanism as has recently been argued [33]. The thermally activated RKKY ferromagnetic mechanism, while being necessary for high T_C , cannot be sufficient since at low temperatures the thermally activated carriers freeze out leading to an exponential suppression of the thermally activated RKKY ferromagnetism. We therefore propose that BMP ferromagnetism [42, 47, 53] mediated by strongly localized carriers take over at low temperatures, as already proposed by Coey and collaborators [50] supplementing and complementing the high-temperature RKKY mechanism. The two mechanisms coexist in the same sample with the high values of T_C being controlled by the thermally activated RKKY mechanism and ferromagnetism persisting to $T = 0$ due to the bound magnetic polaron percolation mechanism. We note that in a single sample the two mechanisms will give rise to a unique T_C depending on all the details of the system since the two mechanisms coexist whereas

there could be considerable sample to sample T_C variation due to the coexistence of the two mechanisms. In our picture the high-temperature thermally activated RKKY mechanism smoothly interpolates to the low-temperature BMP ferromagnetism with a single transition temperature. This picture of the coexistence of two complementary ferromagnetic mechanisms in oxides is essentially forced on us by our consideration of the possible transition temperatures achievable within the BMP model, which are just too low to explain the observations in (at least) the Co-doped TiO₂.

Very recently, we have shown [71] that the confluence of two competing FM mechanisms, namely the BMP percolation in the impurity band at 'low' temperatures and the activated RKKY interaction in the conduction band at 'high' temperatures, could lead to an intriguing and highly non-trivial re-entrant FM transition in O-DMS where lowering temperature at first leads to a non-FM phase which gives way to a lower temperature second FM phase. A direct observation of our predicted [71] re-entrant FM would go a long way in validating the dual FM mechanism model introduced in this article.

To summarize, we have analyzed different proposed models for carrier-mediated ferromagnetism in dilute magnetic oxides such as TiO₂, ZnO, and SnO₂. Due to the insulating character of these compounds, a model based on the formation of bound magnetic polarons is proposed. However, the binding energy of the electrons on the oxygen vacancies that act as shallow donors is not large enough to keep the electrons bound up to the high temperature reported for the T_C ($\sim 700\text{K}$). Therefore, we propose that, at sufficiently high temperatures, still below T_C , thermally excited carriers also mediate ferromagnetism via an RKKY mechanism, complementing the bound polaron picture and allowing a considerable enhancement of T_C .

We thank S. Ogale for valuable discussions. This work is supported by the NSF, US-ONR, and NRI-SWAN.

-
- [1] I. Žutić, J. Fabian, and S. Das Sarma, *Rev. Mod. Phys.* **76**, 323 (2004).
 [2] J.K. Furdyna, *J. Appl. Phys.* **64**, R29 (1988).
 [3] D. Ferrand, J. Cibert, A. Wasieła, C. Bourgoignon, S. Tatarenko, G. Fishman, T. T. Andrearczyk, J. Jaroszyński, S. Koleśnik, T. Dietl, B. Barbara, and D. Dufeu, *Phys. Rev. B* **63**, 085201 (2001).
 [4] H. Munekata, H. Ohno, S. von Molnar, Armin Segmüller, L. L. Chang, and L. Esaki, *Phys. Rev. Lett.* **63**, 1849 (1989).
 [5] H. Ohno, H. Munekata, T. Penney, S. von Molnar, and L. L. Chang, *Phys. Rev. Lett.* **68**, 2664 (1992).
 [6] H. Ohno, A. Shen, F. Matsukura, A. Oiwa, A. Endo, S. Katsumoto, and Y. Iye, *Appl. Phys. Lett.* **69**, 363 (1996).
 [7] T. Jungwirth, J. Sinova, J. Masek, J. Kucera, and A. H. MacDonald, *Rev. Mod. Phys.* **78**, 809 (2006).
 [8] K.Y. Wang, K. W. Edmonds, R. P. Champion, L. X. Zhao, A. C. Neumann, C. T. Foxon, B. L. Gallagher, and P. C. Main (2002) in *Proceedings of the ICPS-26 (IOP, UK)*, p. 58.
 [9] K. W. Edmonds, K. Y. Wang, R. P. Champion, A. C. Neumann, N. R. S. Farley, B. L. Gallagher, and C. T. Foxon, *Appl. Phys. Lett.* **81**, 4991 (2002).
 [10] D. Chiba, K. Takamura, F. Matsukura, and H. Ohno, *Appl. Phys. Lett.* **82**, 3020 (2003).
 [11] R. Janisch, P. Gopal, and N. A. Spaldin, *J. Phys.: Condens. Matter* **17**, R657 (2005).
 [12] Y. Matsumoto, M. Murakami, T. Shono, T. Hasegawa, T. Fukumura, M. Kawasaki, P. Ahmet, T. Chikyow, S. Koshihara, and H. Koinuma, *Science* **291**, 854 (2001).
 [13] K. Ueda, H. Tabata, and T. Kawai, *Appl. Phys. Lett.* **79**, 988 (2001).
 [14] S. B. Ogale, R. J. Choudhary, J. P. Buban, S. E. Lofland, S. R. Shinde, S. N. Kale, V. N. Kulkarni, J. Higgins, C.

- Lanci, J. R. Simpson, N. D. Browning, S. Das Sarma, H. D. Drew, R. L. Greene, and T. Venkatesan, *Phys. Rev. Lett.* **91**, 077205 (2003).
- [15] S.R. Shinde, S.B. Ogale, S. Das Sarma, J. R. Simpson, H.D. Drew, S.E. Lofland, C. Lanci, V.N. Kulkarni, J. Higgins, R.P. Sharma, R.L. Greene, and T. Venkatesan, *Phys. Rev. B* **67** 115211 (2003).
- [16] L. Forro, O. Chauvet, D. Emin, L. Zuppiroli, H. Berger, and F. Levy, *J. Appl. Phys.* **75**, 633 (1994).
- [17] H. Tang, K. Prasad, R. Sanjines, P.E. Schmid, and F. Levy, *J. Appl. Phys.* **75**, 2042 (1994).
- [18] H. Toyosaki, T. Fukumura, Y. Yamada, K. Nakajima, T. Chikyow, T. Hasegawa, H. Koinuma, M. Kawasaki, *Nature Materials* **3**, 221 (2004).
- [19] M. Venkatesan, C.B. Fitzgerald, J.G. Lunney, and J.M.D. Coey, *Phys. Rev. Lett.* **93**, 177206 (2004).
- [20] S.A. Chambers, S.M. Heald, and T. Droubay, *Phys. Rev. B* **67**, 100401(R) (2003).
- [21] T. Zhao, S.R. Shinde, S.B. Ogale, H. Zheng, T. Venkatesan, R. Ramesh, S. Das Sarma, *Phys. Rev. Lett.* **94**, 126601 (2005).
- [22] S.R. Shinde, S.B. Ogale, J.S. Higgins, H. Zheng, A.J. Millis, V.N. Kulkarni, R. Ramesh, R.L. Greene, and T. Venkatesan, *Phys. Rev. Lett.* **92**, 166601 (2004).
- [23] J.D. Bryan, S.M. Heald, S.A. Chambers, and D.R. Gamelin, *J. Am. Chem. Soc.* **126**, 11640 (2004).
- [24] H. Toyosaki, T. Fukumura, Y. Yamada, and M. Kawasaki, *Appl. Phys. Lett.* **86**, 182503 (2005).
- [25] J. W. Quilty, A. Shibata, J.-Y. Son, K. Takubo, T. Mizokawa, H. Toyosaki, T. Fukumura, and M. Kawasaki, *Phys. Rev. Lett.* **96**, 027202 (2006).
- [26] C.N.R. Rao and F.L. Deepak, *J. Mater. Chem.* **15**, 573 (2005) and references therein.
- [27] N.A. Spaldin, *Phys. Rev. B* **69**, 125201 (2004).
- [28] K. Rode, A. Anane, R. Mattana, J.-P. Contour, O. Durand and R. LeBourgeois, *J. Appl. Phys.* **93**, 7676 (2003).
- [29] A. Dinia, G. Schmerber, V. Pierron-Bohnes, C. Mny, P. Panissod and E. Beaupaire, *Journal of Magnetism and Magnetic Materials*, **286**, 37 (2005).
- [30] H-T Lin, T-S Chin, J-C Shih, S-H Lin, T-M Hong, R-T Huang, F-R Chen, and J-J Kai, *Appl. Phys. Lett.* **85**, 621 (2004).
- [31] K. Ando, H. Saito, Z. Jin, T. Fukumura, M Kawasaki, Y. Matsumoto, and H. Koinuma, *Appl. Phys. Lett.* **78**, 2700 (2001); *J. Appl. Phys.* **89**, 7284 (2001).
- [32] J. R. Neal, A. J. Behan, R. M. Ibrahim, H. J. Blythe, M. Ziese, A. M. Fox, and G. A. Gehring, *Phys. Rev. Lett.* **96**, 197208 (2006).
- [33] K.R. Kittilstved, D.A. Schwartz, A.C. Tuan, S.M. Heald, S.A. Chambers, and D.R. Gamelin, *Phys. Rev. Lett.* **97**, 037203 (2006).
- [34] J. M. D. Coey, A. P. Douvalis, C. B. Fitzgerald, and M. Venkatesan, *Appl. Phys. Lett.* **84**, 1332 (2004).
- [35] K. L. Chopra, S. Mayor, and D. K. Pandya, *Thin Solid Films* **102**, 1 (1983).
- [36] T. Dietl, *Semicond. Sci. Technol.* **17**, 377 (2002).
- [37] C. Timm, *J. Phys.: Condens. Matter* **15**, R1865 (2003).
- [38] S. Das Sarma, E. H. Hwang, and A. Kaminski, *Solid State Communications* **127**, 99 (2003).
- [39] A.H. MacDonald, P. Schiffer, and N. Samarth, *Nature Materials* **4**, 195 (2005).
- [40] A. Chattopadhyay, S. Das Sarma, and A. J. Millis, *Phys. Rev. Lett.* **87**, 227202 (2001).
- [41] M.J. Calderón, G. Gómez Santos, and L. Brey, *Phys. Rev. B* **66**, 075218 (2002).
- [42] A. Kaminski and S. Das Sarma, *Phys. Rev. Lett.* **88**, 247202 (2002).
- [43] D.J. Priour, Jr., E.H. Hwang, and S. Das Sarma, *Phys. Rev. Lett.* **92**, 117201 (2004).
- [44] C. Zener, *Phys. Rev.* **82**, 403405 (1951).
- [45] J.S. Higgins, S.R. Shinde, S.B. Ogale, T. Venkatesan, and R.L. Greene, *Phys. Rev. B* **69**, 073201 (2004).
- [46] D. J. Priour, and S. Das Sarma, *Phys. Rev. Lett.* **97**, 127201 (2006).
- [47] S. Das Sarma, E.H. Hwang, and A. Kaminski, *Phys. Rev. B* **67**, 155201 (2003).
- [48] R. Janisch and N. A. Spaldin, *Phys. Rev. B* **73**, 035201 (2006).
- [49] A. Kaminski, V.M. Galitski, and S. Das Sarma, *Phys. Rev. B* **70**, 115216 (2004).
- [50] J.M.D. Coey, M. Venkatesan, and C.B. Fitzgerald, *Nature Materials* **4**, 173 (2005).
- [51] T. Kasuya and A. Yanase, *Rev. Mod. Phys.* **40**, 684 (1968).
- [52] G.E. Pike and C.H. Seager, *Phys. Rev. B* **10**, 1421 (1974).
- [53] A. Kaminski and S. Das Sarma, *Phys. Rev. B* **68**, 235210 (2003).
- [54] S.R. Shinde *et al.* (unpublished).
- [55] A. M. Yakunin, A. Yu. Silov, P. M. Koenraad, J. H. Wolter, W. Van Roy, J. De Boeck, J.-M. Tang, and M. E. Flatté, *Phys. Rev. Lett.* **92**, 216806 (2004).
- [56] M.A. Ruderman and C. Kittel, *Phys. Rev.* **96**, 99 (1954).
- [57] K. Yosida, *Phys. Rev.* **106**, 893 (1957).
- [58] D. Mattis and W.E. Donath, *Phys. Rev.* **128**, 1618 (1962).
- [59] N.W. Ashcroft and N.D. Mermin, *Solid State Physics*, Harcourt Brace College Publishers (1976)
- [60] This expression is equivalent to the one used by Coey *et al* [50], except for the normalization volume, which is the unit cell volume in our case, magnetic ion volume in theirs.
- [61] T. Dietl, H. Ohno and F. Matsukura, *Phys. Rev. B* **63**, 195205 (2001).
- [62] S. Das Sarma, E.H. Hwang, and D.J. Priour, Jr., *Phys. Rev. B* **70**, 161203(R) (2004).
- [63] E.H. Hwang and S. Das Sarma, *Phys. Rev. B* **72**, 035210 (2005)
- [64] M.J. Calderón and L. Brey, *Physical Review B* **58**, 3286 (1998).
- [65] H. Akai, *Phys. Rev. Lett.* **81**, 3002 (1998)
- [66] J.R. Simpson, H.D. Drew, S.R. Shinde, R.J. Choudhary, S.B. Ogale, and T. Venkatesan, *Phys. Rev. B* **69**, 193205 (2004).
- [67] S.A. Chambers, S. Thevuthasan, R.F.C. Farrow, R.F. Marks, J.U. Thiele, L. Folks, M.G. Samant, A.J. Kellock, N. Ruzycski, D.L. Ederer, and U. Diebold, *Appl. Phys. Lett.* **79**, 3467 (2001).
- [68] Z. Whang, Y. Hong, J. Tang, C. Radu, Y. Chen, L. Spinu, W. Zhou, L.D. Tung, *Appl. Phys. Lett.* **86**, 082509 (2005).
- [69] Z. Jin, T. Fukumura, M. Kawasaki, K. Ando, H. Saito, T. Sekiguchi, Y.Z. Zoo, M. Murakami, Y. Matsumoto, T. Hasegawa, and H. Koinuma, *Appl. Phys. Lett.* **78**, 3824 (2001).
- [70] L.-H. Ye and A.J. Freeman, *Phys. Rev. B* **73**, 081304(R) (2006).
- [71] M.J. Calderón and S. Das Sarma, *cond-mat/0611384*