

Theory of Josephson effect in unconventional superconducting junctions with diffusive barriers

T. Yokoyama¹, Y. Tanaka¹ and A. A. Golubov²

¹*Department of Applied Physics, Nagoya University, Nagoya, 464-8603, Japan*

and CREST, Japan Science and Technology Corporation (JST) Nagoya, 464-8603, Japan

²*Faculty of Science and Technology, University of Twente, 7500 AE, Enschede, The Netherlands*

(Dated: May 6, 2019)

We study theoretically the Josephson effect in junctions based on unconventional superconductors with diffusive barriers, using the quasiclassical Green's function formalism. Generalized boundary conditions at junction interfaces applicable to unconventional superconductors are derived by calculating a matrix current within the circuit transport theory. Applying these boundary conditions, we have calculated the Josephson current in structures with various pairing symmetries. A number of predictions are made: (a) nonmonotonic temperature dependence in d -wave superconductor/diffusive normal metal/ d -wave superconductor (D/DN/D) junctions, (b) anomalous current-phase relation in p -wave superconductor/diffusive normal metal/ p -wave superconductor (P/DN/P) junctions, (c) second harmonics in D/DN/D and P/DN/P junctions, (d) a double peak structure of the critical current in D/DF/D junctions, (e) enhanced Josephson current by the exchange field in S/DF/P junctions. We have also investigated peculiarities of the Josephson coupling in D/DF/D, P/DF/P and S/DF/P junctions. An oscillatory behavior of the supercurrent and the second harmonics in the current-phase relation are studied as a function of the length of the diffusive ferromagnet.

I. INTRODUCTION

The Josephson effect¹ has been studied in various types of junctions^{2,3,4} motivated by fundamental interest and potential applications for future technology. In superconductor / diffusive normal metal / superconductor (S/DN/S) junctions the critical current increases monotonically with decreasing temperature^{3,4,5,6} because proximity effect is enhanced at low temperatures. Superconducting junctions with ferromagnetic interlayers have shown rich physics due to the interplay of proximity effect and the exchange field^{7,8}. When DN is replaced by a diffusive ferromagnet (DF), it was predicted that π junctions can be realized^{9,10,11,12,13,14,15,16}. The physical reason for a π -state is nonzero momentum of induced Cooper pairs in the ferromagnet¹², similar to the so-called Fulde-Ferrel-Larkin-Ovchinnikov state^{17,18} in a magnetic superconductor. SFS π junctions were realized experimentally by several groups^{19,20,21,22,23,24,25,26,27,28,29}.

In d -wave superconductor junctions, one of the most remarkable phenomena is the formation of midgap Andreev resonant states (MARS) at interfaces³⁰. The MARS stem from sign change of pair potentials of d -wave superconductors³¹. In d -wave superconductor / insulator / d -wave superconductor junctions, π -junctions emerge due to the formation of the MARS^{32,33}. In order to clarify the role of proximity effect and MARS, Tanaka *et al.* have extended the circuit theory³⁴ to the junctions with unconventional superconductors^{35,36,37}. The conservation of matrix current enables one to apply the generalized Kirchhoff's rules to unconventional superconducting junctions and to derive the boundary conditions for the Usadel equation³⁸ widely used in diffusive superconducting junctions. Application of this theory to the DN/ d -wave superconductor (DN/D) junctions has shown that the formation of MARS strongly competes with the proximity effect in DN^{35,36}. It was also demonstrated that the formation of MARS coexists with the proximity effect in DN/ p -wave superconductor (DN/P) junctions, which produces a giant zero bias conductance peak (ZBCP)³⁷.

Recently this theory has been extended to diffusive Josephson junctions with unconventional superconductors³⁹. It is clarified that a nonmonotonic temperature dependence of the critical current appears in D/DN/D junctions due to the competition between the proximity effect and the formation of MARS. Concerning unconventional superconducting junctions with clean ferromagnet, Josephson effect is studied in Ref.⁴⁰. However Josephson effect in unconventional superconducting junctions with diffusive ferromagnet has not yet been studied, although proximity effect in these junctions was studied recently⁴¹. Moreover detailed derivation of the boundary conditions is not given and only D/DN/D junctions are considered in Ref.³⁹. Since proximity effect and MARS strongly influence the density of states^{35,36,37}, they should also crucially influence Josephson effect in diffusive unconventional superconducting junctions.

The purpose of the present paper is to study the Josephson effect in various types of conventional and unconventional superconducting junctions with DN or DF interlayers. We first provide the technical details of derivation in Ref.³⁹. Then, solving the Usadel equations, we apply the general approach to study the influence of the exchange field, the proximity effect and the formation of MARS on Josephson current simultaneously. A number of peculiarities in the Josephson current are found depending on the pairing symmetry: a nonmonotonic temperature dependence in D/DN/D junctions, anomalous current-phase relation in P/DN/P junctions, second harmonics in the current-phase relation and their half-periodic oscillations as a function of the length of DF in D/DN/D and P/DN/P junctions,

transitions to a π state in D/DF/D, P/DF/P and S/DF/P junctions, a double peak structure in the temperature dependence of the critical current in D/DF/D junctions, and enhancement of Josephson current by the exchange field in S/DF/P junctions.

II. FORMULATION

We consider a junction consisting of unconventional superconductors (USCs) connected by a quasi-one-dimensional DN (or DF) with a resistance R_d and a length L much larger than the mean free path. The DN/USC interface located at $x = 0$ has the resistance R'_b , while the DN/USC interface located at $x = L$ has the resistance R_b . We model infinitely narrow insulating barriers by the delta function $U(x) = H\delta(x - L) + H'\delta(x)$. The resulting transparencies of the junctions T_m and T'_m are given by $T_m = 4\cos^2\phi/(4\cos^2\phi + Z^2)$ and $T'_m = 4\cos^2\phi/(4\cos^2\phi + Z'^2)$, where $Z = 2H/v_F$ and $Z' = 2H'/v_F$ are dimensionless constants, ϕ is the injection angle measured from the interface normal to the junction and v_F is Fermi velocity.

In order to study the Josephson effect in diffusive USC junctions, we first concentrate on the quasiclassical Keldysh-Nambu Green's function in DN defined by $\check{G}_N(x)$. Its retarded part $\hat{R}_N(x)$ can be expressed as

$$\hat{R}_N(x) = \cos\psi \sin\theta \hat{\tau}_1 + \sin\psi \sin\theta \hat{\tau}_2 + \cos\theta \hat{\tau}_3, \quad (1)$$

with Pauli matrices in the electron-hole space, $\hat{\tau}_1$, $\hat{\tau}_2$, and $\hat{\tau}_3$. Since $\hat{R}_N(x)$ obeys the Usadel equation, following equations are satisfied,

$$D[\frac{\partial^2}{\partial x^2}\theta - (\frac{\partial\psi}{\partial x})^2 \cos\theta \sin\theta] + 2i(\varepsilon + (-)h) \sin\theta = 0, \quad (2)$$

$$\frac{\partial}{\partial x}[\sin^2\theta(\frac{\partial\psi}{\partial x})] = 0 \quad (3)$$

for majority (minority) spin with the diffusion constant D and exchange field h . The boundary condition of $\check{G}_N(x)$ at DN/USC interface is given by^{37,39}

$$\frac{L}{R_d}[\check{G}_N(x)\frac{\partial\check{G}_N(x)}{\partial x}]_{|x=L_-} = -\frac{\langle\check{I}(\phi)\rangle}{R_b}, \quad (4)$$

$$\check{I}(\phi) = 2[\check{G}_1, \check{B}], \quad (5)$$

$$\check{B} = (-T_1[\check{G}_1, \check{H}^{-1}] + \check{H}^{-1}\check{H}_+ - T_1^2\check{G}_1\check{H}^{-1}\check{H}_+\check{G}_1)^{-1}(T_1(1 - \check{H}^{-1}) + T_1^2\check{G}_1\check{H}^{-1}\check{H}_+) \quad (6)$$

with $\check{G}_1 = \check{G}_N(x = L_-)$, $\check{H}_\pm = (\check{G}_{2+} \pm \check{G}_{2-})/2$, and $T_1 = T/(2 - T + 2\sqrt{1 - T})$, where $\check{G}_{2\pm}$ is the asymptotic Green's function in USC as defined in our previous papers³⁷. The average over the various angles of injected particles at the interface is defined as

$$\langle\check{I}(\phi)\rangle = \int_{-\pi/2}^{\pi/2} d\phi \cos\phi \check{I}(\phi) / \int_{-\pi/2}^{\pi/2} d\phi T(\phi) \cos\phi \quad (7)$$

with $\check{I}(\phi) = \check{I}$ and $T(\phi) = T$. The resistance of the interface R_b is given by

$$R_b = \frac{2R_0}{\int_{-\pi/2}^{\pi/2} d\phi T(\phi) \cos\phi} \quad (8)$$

with Sharvin resistance at the interface, R_0 . Retarded components of \check{G}_1 and $\check{G}_{2\pm}$ are given by $\hat{R}_{1,2\pm}$ where $\hat{R}_{2\pm}$ is expressed by $\hat{R}_{2\pm} = g_\pm \hat{\tau}_3 + f_\pm \hat{\tau}_2$ with $g_\pm = \varepsilon/\sqrt{\varepsilon^2 - \Delta_\pm^2}$ and $f_\pm = \Delta_\pm/\sqrt{\Delta_\pm^2 - \varepsilon^2}$, where ε denotes the quasiparticle energy measured from the Fermi energy. Δ_+ (Δ_-) is the effective pair potential felt by quasiparticles with an injection angle ϕ ($\pi - \phi$). We also denote \hat{R}_p , \hat{R}_m and \hat{I}_R as retarded part of \check{H}_+ , \check{H}_- and \check{I} .

Now we discuss the boundary condition of the retarded part of Keldysh-Nambu Green's function at DN/USC interface. The left side of the boundary condition of Eq. (4) can be expressed as

$$\frac{L}{R_d} \hat{R}_N(x) \frac{\partial}{\partial x} \hat{R}_N(x)|_{x=L} = \frac{Li}{R_d} \left[\left(-\frac{\partial \theta}{\partial x} \sin \psi - \frac{\partial \psi}{\partial x} \sin \theta \cos \theta \cos \psi \right) \hat{\tau}_1 + \left(\frac{\partial \theta}{\partial x} \cos \psi - \frac{\partial \psi}{\partial x} \sin \theta \cos \theta \sin \psi \right) \hat{\tau}_2 + \frac{\partial \psi}{\partial x} \sin^2 \theta \hat{\tau}_3 \right]. \quad (9)$$

In the right side of Eq. (4), \hat{I}_R can be expressed by using several spectral vectors:

$$\begin{aligned} \hat{I}_R = & 4iT_1(\mathbf{d}_R \cdot \mathbf{d}_R)^{-1} \left\{ -\frac{1}{2}(1+T_1^2)(\mathbf{s}_{2+} - \mathbf{s}_{2-})^2 [\mathbf{s}_1 \times (\mathbf{s}_{2+} + \mathbf{s}_{2-})] \cdot \hat{\boldsymbol{\tau}} \right. \\ & + 2T_1 \mathbf{s}_1 \cdot (\mathbf{s}_{2+} \times \mathbf{s}_{2-}) [\mathbf{s}_1 \times (\mathbf{s}_{2+} \times \mathbf{s}_{2-})] \cdot \hat{\boldsymbol{\tau}} \\ & + 2T_1 \mathbf{s}_1 \cdot (\mathbf{s}_{2+} - \mathbf{s}_{2-}) [\mathbf{s}_1 \times (\mathbf{s}_{2+} - \mathbf{s}_{2-})] \cdot \hat{\boldsymbol{\tau}} \\ & - i(1+T_1^2)(1 - \mathbf{s}_{2+} \cdot \mathbf{s}_{2-}) [\mathbf{s}_1 \times (\mathbf{s}_{2+} \times \mathbf{s}_{2-})] \cdot \hat{\boldsymbol{\tau}} \\ & \left. + 2iT_1(1 - \mathbf{s}_{2+} \cdot \mathbf{s}_{2-}) [\mathbf{s}_1 \cdot (\mathbf{s}_{2+} - \mathbf{s}_{2-}) \mathbf{s}_1 - (\mathbf{s}_{2+} - \mathbf{s}_{2-})] \cdot \hat{\boldsymbol{\tau}} \right\}, \end{aligned} \quad (10)$$

$$\mathbf{d}_R = (1+T_1^2)(\mathbf{s}_{2+} \times \mathbf{s}_{2-}) - 2T_1 \mathbf{s}_1 \times (\mathbf{s}_{2+} - \mathbf{s}_{2-}) - 2T_1^2 \mathbf{s}_1 \cdot (\mathbf{s}_{2+} \times \mathbf{s}_{2-}) \mathbf{s}_1 \quad (11)$$

with $\hat{R}_1 = \mathbf{s}_1 \cdot \hat{\boldsymbol{\tau}}$ and $\hat{R}_{2\pm} = \mathbf{s}_{2\pm} \cdot \hat{\boldsymbol{\tau}}^{37}$.

The spectral vectors \mathbf{s}_1 and $\mathbf{s}_{2\pm}$ are given by

$$\mathbf{s}_1 = \begin{pmatrix} \sin \theta \cos \psi \\ \sin \theta \sin \psi \\ \cos \theta \end{pmatrix}, \mathbf{s}_{2\pm} = \begin{pmatrix} f_{\pm} \cos \Psi \\ f_{\pm} \sin \Psi \\ g_{\pm} \end{pmatrix} \quad (12)$$

where Ψ denotes the phase of the USC. Then \hat{I}_R is reduced to

$$\begin{aligned} \hat{I}_R = & 2iT \left[(2-T) + T \left\{ \bar{f}_S \sin \theta \cos (\psi - \Psi) + g_S \cos \theta \right\} - T f_S \sin \theta \sin (\psi - \Psi) \right]^{-1} \\ & \times \left\{ \left[-g_S \sin \theta \sin \psi + \bar{f}_S \cos \theta \sin \Psi - f_S \cos \theta \cos \Psi \right] \hat{\tau}_1 \right. \\ & + \left[-\bar{f}_S \cos \theta \cos \Psi + g_S \sin \theta \cos \psi - f_S \cos \theta \sin \Psi \right] \hat{\tau}_2 \\ & \left. + \left[\bar{f}_S \sin \theta \sin (\psi - \Psi) + f_S \sin \theta \cos (\psi - \Psi) \right] \hat{\tau}_3 \right\}, \end{aligned} \quad (13)$$

and hence we find the following form of the matrix current:

$$\langle \hat{I}_R \rangle = i \begin{pmatrix} -I_1 \sin \theta \sin \psi + I_2 \cos \theta \sin \Psi - I_3 \cos \theta \cos \Psi \\ -I_2 \cos \theta \cos \Psi + I_1 \sin \theta \cos \psi - I_3 \cos \theta \sin \Psi \\ I_2 \sin \theta \sin (\psi - \Psi) + I_3 \sin \theta \cos (\psi - \Psi) \end{pmatrix} \cdot \hat{\boldsymbol{\tau}},$$

$$I_1 = \left\langle \frac{2T_m g_S}{A} \right\rangle, I_2 = \left\langle \frac{2T_m \bar{f}_S}{A} \right\rangle, I_3 = \left\langle \frac{2T_m f_S}{A} \right\rangle,$$

$$A = (2 - T_m) + T_m \left\{ \bar{f}_S \sin \theta \cos (\psi - \Psi) + g_S \cos \theta \right\} - T_m f_S \sin \theta \sin (\psi - \Psi),$$

$$g_S = \frac{g_+ + g_-}{1 + f_+ f_- + g_+ g_-}, \bar{f}_S = \frac{f_+ + f_-}{1 + f_+ f_- + g_+ g_-}, f_S = \frac{i(f_+ g_- - f_- g_+)}{1 + f_+ f_- + g_+ g_-}. \quad (14)$$

Finally the boundary conditions are given by

$$\frac{LR_b}{R_d} \frac{\partial}{\partial x} \theta = -I_1 \sin \theta + I_2 \cos \theta \cos (\psi - \Psi) - I_3 \cos \theta \sin (\psi - \Psi), \quad (15)$$

$$\frac{LR_b}{R_d} \sin \theta \frac{\partial}{\partial x} \psi = -I_2 \sin (\psi - \Psi) - I_3 \cos (\psi - \Psi). \quad (16)$$

For the calculation of the thermodynamical quantities, we use Matsubara representation: $\varepsilon \rightarrow i\omega$. We parametrize the quasiclassical Green's functions G and F using function Φ :

$$G_\omega = \frac{\omega}{\sqrt{\omega^2 + \Phi_\omega \Phi_{-\omega}^*}} = \cos \theta, \quad (17)$$

$$F_\omega = \frac{\Phi_\omega}{\sqrt{\omega^2 + \Phi_\omega \Phi_{-\omega}^*}} = \frac{\Phi_\omega}{\omega} G_\omega = \sin \theta e^{-i\psi}, \quad (18)$$

$$F_{-\omega}^* = \frac{\Phi_{-\omega}^*}{\sqrt{\omega^2 + \Phi_\omega \Phi_{-\omega}^*}} = \frac{\Phi_{-\omega}^*}{\omega} G_\omega = \sin \theta e^{i\psi} \quad (19)$$

with Matsubara frequency ω . Then Usadel equation reads³⁸

$$\xi^2 \frac{\pi T_C}{G_\omega} \frac{\partial}{\partial x} \left(G_\omega^2 \frac{\partial}{\partial x} \Phi_\omega \right) - (\omega - (+)ih) \Phi_\omega = 0 \quad (20)$$

for majority (minority) spin with $\xi = \sqrt{D/2\pi T_C}$ and critical temperature T_C . The following relations are satisfied:

$$\sin \theta \cos \psi = \frac{G_\omega}{2\omega} (\Phi_\omega + \Phi_{-\omega}^*), \quad (21)$$

$$\sin \theta \sin \psi = \frac{iG_\omega}{2\omega} (\Phi_\omega - \Phi_{-\omega}^*). \quad (22)$$

Then the boundary condition is expressed as

$$\frac{G_\omega}{\omega} \frac{\partial}{\partial x} \Phi_\omega = \frac{R_d}{R_b L} \left(-\frac{\Phi_\omega}{\omega} I_1 + e^{-i\Psi} (I_2 + iI_3) \right)$$

$$I_1 = \left\langle \frac{2T_m g_S}{A} \right\rangle, I_2 = \left\langle \frac{2T_m \bar{f}_S}{A} \right\rangle, I_3 = \left\langle \frac{2T_m f_S}{A} \right\rangle,$$

$$A = 2 - T_m + T_m(g_S G_\omega + \bar{f}_S (B \cos \Psi + C \sin \Psi) - f_S (C \cos \Psi - B \sin \Psi)),$$

$$B = \frac{G_\omega}{2\omega} (\Phi_\omega + \Phi_{-\omega}^*), \quad C = \frac{iG_\omega}{2\omega} (\Phi_\omega - \Phi_{-\omega}^*) \quad (23)$$

at $x = L$.

This boundary condition is quite general since with a proper choice of Δ_\pm , it is applicable to any unconventional superconductor with $S_z = 0$ in a time reversal symmetry conserving state. Here, S_z denotes the z -component of the total spin of a Cooper pair. For s -, d - and p -wave superconductors we choose $\Delta_\pm = \Delta(T), \Delta(T) \cos(2\phi \mp 2\alpha)$ and $\Delta(T) \cos(\phi \mp \alpha)$ respectively.

In the following we will calculate Josephson current using this boundary condition at $x = 0$ and $x = L$, where φ is the external phase difference across the junctions, and α and β denote the angles between the normal to the interface and the crystal axes of USCs for $x \leq 0$ and $x \geq L$ respectively. It is important to note that the solution of the Usadel equation is invariant under the transformation $\alpha \rightarrow -\alpha$ or $\beta \rightarrow -\beta$. This is clear by replacing ϕ with $-\phi$ in the angular averaging.

Josephson current is given by the expression

$$\frac{eIR}{\pi T_C} = i \frac{RTL}{4R_d T_C} \sum_{\uparrow, \downarrow, \omega} \frac{G_\omega^2}{\omega^2} \left(\Phi_\omega \frac{\partial}{\partial x} \Phi_{-\omega}^* - \Phi_{-\omega}^* \frac{\partial}{\partial x} \Phi_\omega \right) \quad (24)$$

with temperature T and $R \equiv R_d + R_b + R_b'$. Below I_C denotes the critical current and we consider symmetric barriers with $R_b = R_b'$ and $Z = Z'$ for simplicity.

III. RESULTS

A. Junctions with DN

Let us first focus on the junctions with DN. Figure 1 shows the current-phase relation for $T/T_C = 0.1$, $R_d/R_b = 0.1$ and $E_{Th}/\Delta(0) = 0.2$ in (a) s -wave, (b) d -wave and (c) p -wave superconducting junctions with $(\alpha, \beta) = (0, 0)$. In s -wave junctions, the IR product is suppressed with the increase of Z because proximity effect is suppressed. In d -wave junctions, proximity effect and hence IR are enhanced with the increase of Z because of the cancellation of the positive and negative parts of pair potential in the angular averaging. As Z increases, the contribution from the positive part exceeds that from negative part and hence the cancellation becomes weak³⁹. In p -wave junctions, the IR product is strongly enhanced with the increase of Z because of the formation of the resonant states. It is known that the proximity effect and MARS can coexist³⁷. At $(\alpha, \beta) = (0, 0)$, proximity effect is mostly enhanced. As Z increases, the contribution of the MARS becomes remarkable and hence the proximity effect gets strongly enhanced³⁷. Consequently its magnitude is an order of magnitude larger than that in s -wave junctions. The results at lower temperatures are shown in Fig. 2. The IR product is enhanced with decreasing temperature because the proximity effect is enhanced. In this case the current-phase relation in p -wave junctions has the form close to $\sin \varphi/2$, in contrast to the standard sinusoidal relation. This is a peculiar property of the formation of the resonant states in p -wave junctions where constructive interference occurs near $\varphi = \pi$.⁴²

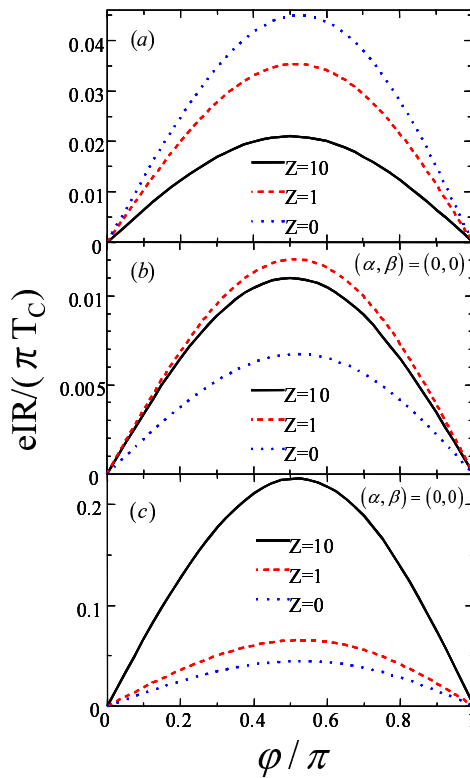


FIG. 1: (color online) Current-phase relation for $T/T_C = 0.1$, $R_d/R_b = 0.1$ and $E_{Th}/\Delta(0) = 0.2$. (a) s -wave junctions. (b) d -wave junctions. (c) p -wave junctions.

Next we study the Josephson effect for other misorientational angles. As α or β increase, the IR product is monotonically suppressed due to the suppression of the proximity effect as shown in Fig. 3(a) and Fig. 3(b). In $d(p)$ -wave junctions, the first harmonics disappear and hence the IR product is proportional to $-\sin 2\varphi$ at $(\alpha, \beta) = (\pi/4, 0)$ ($(\pi/2, 0)$) as shown in Figs. 3 (c) and (d). This can be explained in the limiting case as follows. Near T_C , the IR product, which stems from the first harmonics, is proportional to $\cos 2\alpha \cos 2\beta$ in d -wave junctions because angular averaging gives $\langle \cos(2\phi - 2\alpha) \rangle \propto \cos 2\alpha$.⁴³ Thus the first harmonics disappear at $\alpha = \pi/4$. Similar argument is also applicable to p -wave junctions.

Let us discuss the results for the critical current. In Fig. 4, temperature dependence of the critical current is plotted for various R_d/R_b and $E_{Th}/\Delta(0)$ in (a) s -wave, (b) d -wave and (c) p -wave superconducting junctions with

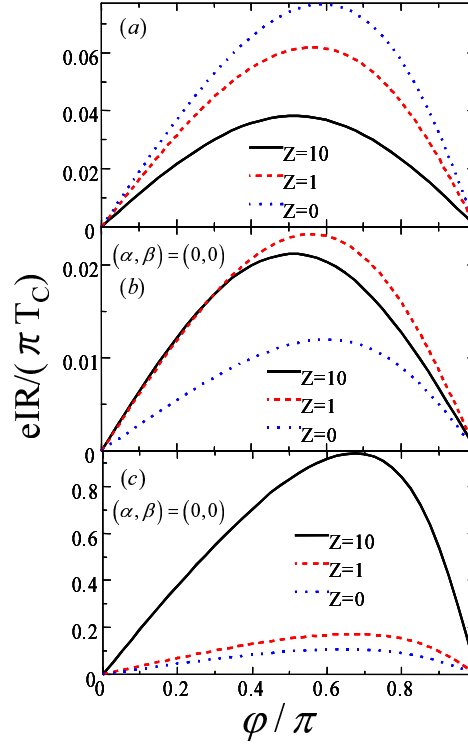


FIG. 2: (color online) Current-phase relation for $T/T_C = 0.02$, $R_d/R_b = 0.1$ and $E_{Th}/\Delta(0) = 0.2$. (a)*s*-wave junctions. (b)*d*-wave junctions. (c)*p*-wave junctions.

$Z = 10$ and $(\alpha, \beta) = (0, 0)$. As R_d/R_b and $E_{Th}/\Delta(0)$ increase, $I_C R$ increases for all the junctions because proximity effect is enhanced. In *p*-wave junctions, the critical current is strongly enhanced at low temperatures compared to the *s*-wave and *d*-wave junctions. When the misorientational angles in *d*-wave junctions are changed, nonmonotonic temperature dependence appears as shown in Fig. 5 (a). This nonmonotonic behavior can be explained in terms of the competition between the proximity effect and the formation of MARS. It is known from the previous studies that for $\alpha = \beta = 0$ the proximity effect exists but MARS is absent at the interfaces. On the other hand, for $\alpha = \beta = \pi/4$, only MARS exists and the proximity effect is absent^{35,36}. In other cases, both the proximity effect and MARS are present. With the decrease of temperature, the formation of MARS strongly suppresses the proximity effect. This results in the suppression of the Josephson current at low temperatures. Therefore, a nonmonotonic temperature dependence appears when both the proximity effect and MARS coexist.

The above statement can be confirmed by calculation of the dependence of anomalous Green's function F on Matsubara frequency ω as shown in Figs. 5 (b) and 5 (c) at $x = L/2$ and $\varphi = \pi/2$ for $(\alpha, \beta) = (\pi/8, 0)$. At low temperature ($T/T_C = 0.01$) the magnitude of $\text{Im}F$ is suppressed at low energy in contrast to the case of high temperature ($T/T_C = 0.2$ and 0.3). This result illustrates strong suppression of the proximity effect by the formation of MARS at low T , which leads to the nonmonotonic temperature dependence. Note that this nonmonotonic dependence can appear only for large Z when the role of MARS is essential.³⁹

It is interesting to study the junctions composed of superconductors with different symmetries. Here we study S/DN/D junctions with $Z = 10$, $R_d/R_b = 1$ and $E_{Th}/\Delta(0) = 0.1$. We choose $T_{CD}/T_{CS} = 5$ in Fig. 6(a) and $T_{CD}/T_{CS} = 10$ in Fig. 6(b) where $T_{CS}(T_{CD})$ denotes the critical temperature of the *s*-wave (*d*-wave) superconductors. In this case the nonmonotonic temperature dependence also occurs due to the competition as shown in Fig. 6. In S/I/D junctions, the nonmonotonic temperature dependence was observed experimentally in Ref.⁴⁴. We can qualitatively explain these data by regarding the barrier as a diffusive normally conducting material.

We study dependence of the critical current on barrier thickness L at various temperatures in (a) *s*-wave, (b) *d*-wave and (c) *p*-wave superconducting junctions with $Z = 10$, $R_d/R_b = 0.1$ and $(\alpha, \beta) = (0, 0)$ in Fig. 7. The $I_C R$ product is proportional to $\exp(-\bar{C}L/\xi)$ for large L/ξ for all the junctions as shown in Fig. 7. Here \bar{C} is a constant independent of L . As temperature is lowered, the magnitude of \bar{C} is reduced. From our results, we also find the relation $\bar{C} \propto T^{-1/2}$. The results for the junctions with other misorientational angles for $T/T_C = 0.01$, $Z = 10$ and $R_d/R_b = 0.1$ are shown in Fig. 8. As α and β increase, $I_C R$ is suppressed. However, \bar{C} is independent of these values, which indicates that

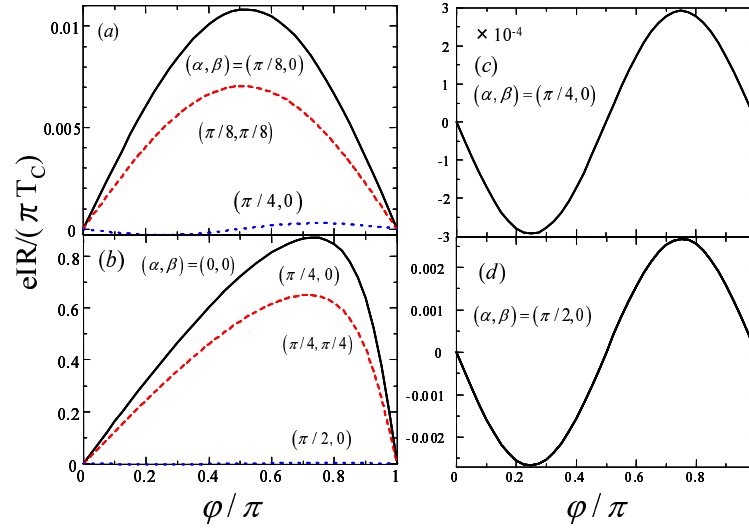


FIG. 3: (color online) Current-phase relation for $T/T_C = 0.01$, $Z = 10$, $R_d/R_b = 0.1$ and $E_{Th}/\Delta(0) = 0.2$. (a) and (c) d -wave junctions. (b) and (d) p -wave junctions.

MARS don't influence the effective coherence length ξ/\bar{C} . This is because the effective coherence length reflecting the penetration of Cooper pairs is determined by the Usadel equation and therefore is independent of MARS.

B. Junctions with DF

Here we consider junctions with DF. We will study three types of junctions: D/DF/D, P/DF/P and S/DF/P junctions. Figure 9 shows current-phase relation in D/DF/D junctions for $T/T_C = 0.01$, $Z = 10$, $R_d/R_b = 1$ and $E_{Th}/\Delta(0) = 0.1$. At $(\alpha, \beta) = (0, 0)$ where the MARS are absent, the exchange field causes a $0-\pi$ transition as predicted for s -wave junctions (see Fig. 9 (a)). Similarly, second harmonic changes its sign at $(\alpha, \beta) = (\pi/4, 0)$, where the proximity effect is absent at $x = 0$, as shown in Fig. 9 (b). Figure 10 displays temperature dependence of the critical current in D/DF/D junctions with $R_d/R_b = 1$ and $E_{Th}/\Delta(0) = 0.1$. At $(\alpha, \beta) = (0, 0)$, the exchange field causes a $0-\pi$ transition as shown in Fig. 10 (a). At $(\alpha, \beta) = (\pi/8, 0)$, the exchange field also causes a $0-\pi$ transition, and as a result, double peak structure appears for $h/\Delta(0) = 0.4$ as shown in Fig. 10 (b). The peak at lower temperature stems from the competition between proximity effect and MARS. The peak at higher temperature stems from the $0-\pi$ transition. With the decrease of Z , the magnitude of $I_C R$ is suppressed while the $0-\pi$ transition temperature is almost independent of Z (see Fig. 10 (c)). At $(\alpha, \beta) = (\pi/8, 0)$, the peak at lower temperature disappears for small Z as shown in Fig. 10 (d) because the existence of the insulating barrier is essential for the formation of MARS.

The barrier thickness dependence of the critical current in D/DF/D junctions is plotted in Fig. 11 with $T/T_C = 0.1$, $Z = 10$, $R_d/R_b = 1$ and $E_{Th}/\Delta(0) = 0.1$. For $h = 0$, the $I_C R$ product has an exponential dependence on L . As $h/\Delta(0)$ increases, I_C oscillates as a function of L/ξ . The period of the oscillation becomes shorter with increasing h as shown in Fig. 11 (a). As α and β increase, $I_C R$ is suppressed while the period of the oscillations remains constant, that is, the period is independent of the MARS. The second harmonics have a shorter (almost half) oscillation period than that of the first harmonics, similar to the predictions for S/DF/S junctions^{14,15} (see the result for $(\alpha, \beta) = (\pi/4, 0)$ in Fig. 11 (b)).

Next we consider the P/DF/P junctions. Current-phase relation in P/DF/P junctions for $T/T_C = 0.01$, $Z = 10$, $R_d/R_b = 1$ and $E_{Th}/\Delta(0) = 0.1$ is plotted in Fig. 12. With increasing h , the dependence of $I R$ changes from $\sin \varphi/2$ to $\sin 2\varphi$ and finally to $-\sin \varphi$ at $(\alpha, \beta) = (0, 0)$ as shown in Fig. 12 (a). The phase dependences originate from the formation of the resonant states, the disappearance of the first harmonics at the $0-\pi$ transition and the emergence of the π -junctions, respectively. At $(\alpha, \beta) = (\pi/2, 0)$ where the MARS are absent at $x = 0$, the second harmonics change the sign with the increase of h as shown in Fig. 12 (b). The critical current as a function of T is shown in Fig. 13 (a). The $0-\pi$ transition occurs due to the exchange field. Similarly, as $h/\Delta(0)$ increases, $I_C R$ oscillates as a function of L/ξ . The period of the oscillation becomes short with increasing h as shown in Fig. 13 (b).

Finally we study S/DF/P junctions for $Z = 10$, $R_d/R_b = 1$, $E_{Th}/\Delta(0) = 0.1$ and $\beta = 0$. Current-phase relation at $T/T_C = 0.01$ has the form of $-\sin 2\varphi$ for $h = 0$ due to the difference of the parities of two superconductors⁴⁰ as shown

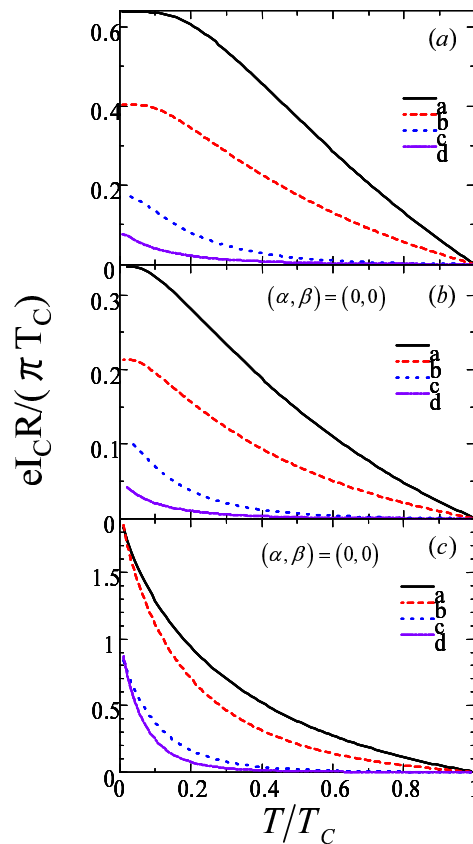


FIG. 4: (color online) Temperature dependence of the critical current. (a) s -wave junctions. (b) d -wave junctions. (c) p -wave junctions. a. $R_d/R_b = 2$ and $E_{Th}/\Delta(0) = 1$. b. $R_d/R_b = 0.5$ and $E_{Th}/\Delta(0) = 1$. c. $R_d/R_b = 2$ and $E_{Th}/\Delta(0) = 0.1$. d. $R_d/R_b = 0.5$ and $E_{Th}/\Delta(0) = 0.1$.

in Fig.14 (a). As h increases, the shape of IR transforms from $-\sin 2\varphi$ to $\cos \varphi$ since the first harmonics recover by breaking the symmetry between up- and down- spins. Temperature dependence of the critical current is plotted in Fig.14 (b). The magnitude of $I_C R$ is enhanced by the increase of h due to the recovery of the first harmonics, in contrast to junctions between superconductors with equal parities.

IV. CONCLUSIONS

In this paper, we studied the Josephson effect in junctions between unconventional superconductors with diffusive barriers. The Usadel equations in the barrier region were solved with the generalized boundary conditions applicable to the unconventional superconductors at the interfaces. Applying these boundary conditions, we calculated the Josephson current in various types of junctions: S/DN/S, D/DN/D, P/DN/P, S/DN/D, D/DF/D, P/DF/P and S/DF/P junctions. Our main conclusions can be summarized as follows.

1. The dependences of Josephson current on the interface barrier strength Z are different for S/DN/S, D/DN/D, and P/DN/P junctions. Josephson current is suppressed by the increase of Z in S/DN/S junctions while it is enhanced by the increase of Z in D/DN/D and P/DN/P junctions. In D/DN/D and P/DN/P junctions, proximity effect is enhanced by the increase of Z due to the cancellation of the positive and negative parts of pair potential in the angular averaging and the coexistence of MARS and proximity effect respectively. The coexistence also induces anomalous current-phase relation in P/DN/P junctions. When proximity effect is absent at one interface, the second harmonics dominate in D/DN/D and P/DN/P junctions. The competition between MARS and proximity effect causes a nonmonotonic temperature dependence of the critical current in D/DN/D junctions. Similar dependence can be seen in S/DN/D junctions.

2. In S/DN/S, D/DN/D and P/DN/P junctions, the critical current has an exponential dependence on the length of the DN. The prefactor of the length is independent of the MARS.

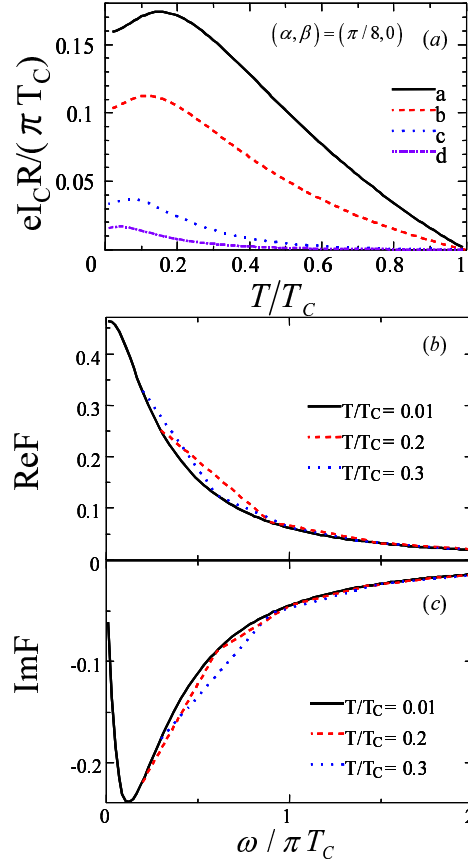


FIG. 5: (color online) (a) Temperature dependence of the critical current for $(\alpha, \beta) = (\pi/8, 0)$. a. $R_d/R_b = 2$ and $E_{Th}/\Delta(0) = 1$. b. $R_d/R_b = 0.5$ and $E_{Th}/\Delta(0) = 1$. c. $R_d/R_b = 2$ and $E_{Th}/\Delta(0) = 0.1$. d. $R_d/R_b = 0.5$ and $E_{Th}/\Delta(0) = 0.1$. (b) real and (c) imaginary parts of anomalous Green's functions F with $R_d/R_b = 2$ and $E_{Th}/\Delta(0) = 1$.

3. In D/DF/D, P/DF/P and S/DF/P junctions, the π -state can be realized. A double peak structure in temperature dependence of the critical current occurs in D/DF/D junctions due to 0 - π transition and the competition between MARS and proximity effect. In S/DF/P junctions, the Josephson current can be enhanced by the exchange field, in contrast to other types of junctions, due to the recovery of the first harmonics.

4. In D/DF/D and P/DF/P junctions, the critical current has an oscillatory behavior as a function of the length of the DF. The period of the oscillation becomes short for large exchange field while it is independent of the MARS. The second harmonics show almost half periodicity compared to the first harmonics.

T. Y. acknowledges support by JSPS Research Fellowships for Young Scientists. This work was supported by NAREGI Nanoscience Project, the Ministry of Education, Culture, Sports, Science and Technology, Japan, the Core Research for Evolutional Science and Technology (CREST) of the Japan Science and Technology Corporation (JST), the Grant-in-Aid for Scientific Research on Priority Area "Novel Quantum Phenomena Specific to Anisotropic Superconductivity" (Grant No. 17071007) from the Ministry of Education, Culture, Sports, Science and Technology of Japan, the Grant-in-Aid for Scientific Research on B (Grant No. 17340106) from the Ministry of Education, Culture, Sports, Science and Technology of Japan, and for the 21st Century COE "Frontiers of Computational Science". The computational aspect of this work has been performed at the Research Center for Computational Science, Okazaki National Research Institutes and the facilities of the Supercomputer Center, Institute for Solid State Physics, University of Tokyo and the Computer Center.

¹ B. D. Josephson, Phys. Lett. **1**, 251 (1962).

² P. G. de Gennes, Rev. Mod. Phys. **36**, 225 (1964).

³ K. K. Likharev, Rev. Mod. Phys. **51**, 101 (1979).

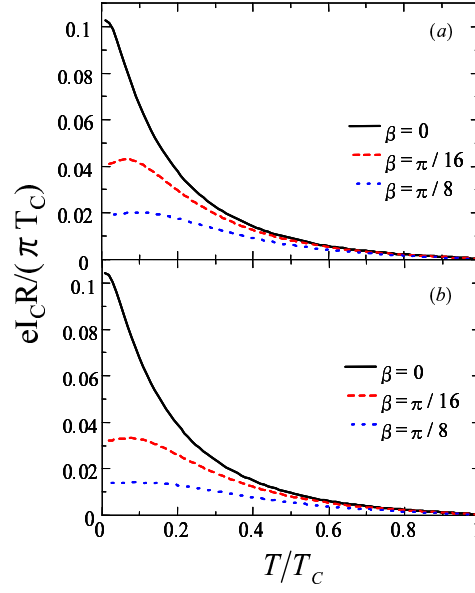


FIG. 6: Temperature dependence of the critical current in S/DN/D junctions with $Z = 10$, $R_d/R_b = 1$ and $E_{Th}/\Delta(0) = 0.1$. (a) $T_C/T_{CS} = 5$ and (b) $T_C/T_{CS} = 10$.

- ⁴ A. A. Golubov, M. Yu. Kupriyanov, and E. Il'ichev Rev. Mod. Phys. **76**, 411 (2004).
- ⁵ M. Yu. Kupriyanov and V. F. Lukichev, Sov. Phys. JETP **67**, 1163 (1988).
- ⁶ A. V. Zaitsev, Physica C **185-189**, 2539 (1991).
- ⁷ A. I. Buzdin, Rev. Mod. Phys. **77**, 935 (2005).
- ⁸ F. S. Bergeret, A. F. Volkov, and K. B. Efetov, Rev. Mod. Phys. **77**, 1321 (2005).
- ⁹ L. N. Bulaevskii, V. V. Kuzii, and A. A. Sobyanin, JETP Lett. **25**, 290 (1977).
- ¹⁰ A. I. Buzdin, L. N. Bulaevskii, and S. V. Panjukov, JETP Lett. **35**, 178 (1982).
- ¹¹ A. I. Buzdin, B. Bujicic, and B. M. Yu. Kupriyanov, Sov. Phys. JETP **74**, 124 (1992).
- ¹² E. A. Demler, G. B. Arnold, and M. R. Beasley, Phys. Rev. B **55**, 15 174 (1997).
- ¹³ A. A. Golubov, M. Yu. Kupriyanov, and Ya. V. Fominov, JETP Lett. **75**, 223 (2002).
- ¹⁴ A. Buzdin, Phys. Rev. B **72**, 100501(R) (2005).
- ¹⁵ M. Houzet, V. Vinokur, F. Pistolesi, Phys. Rev. B **72**, 220506(R) (2005).
- ¹⁶ M. Faure, A. I. Buzdin, A. A. Golubov, and M. Yu. Kupriyanov, Phys. Rev. B **73**, 064505 (2006).
- ¹⁷ P. Fulde and R. A. Ferrel, Phys. Rev. **135**, A550 (1964).
- ¹⁸ A. I. Larkin and Yu. N. Ovchinnikov, Sov. Phys. JETP. **20**, 762 (1965); [Zh. Eksp. Teor. Fiz. **47**, 1136 (1964)].
- ¹⁹ V. V. Ryazanov, V. A. Oboznov, A. Yu. Rusanov, A. V. Veretennikov, A. A. Golubov, and J. Aarts, Phys. Rev. Lett. **86**, 2427 (2001).
- ²⁰ T. Kontos, M. Aprili, J. Lesueur, F. Genet, B. Stephanidis, and R. Boursier Phys. Rev. Lett. **89**, 137007 (2002).
- ²¹ H. Sellier, C. Baraduc, F. Lefloch, and R. Calemczuk, Phys. Rev. Lett. **92**, 257005 (2004).
- ²² S. M. Frolov, D. J. Van Harlingen, V. A. Oboznov, V. V. Bolginov, and V. V. Ryazanov, Phys. Rev. B **70**, 144505 (2004).
- ²³ Y. Blum, A. Tsukernik, M. Karpovski, *et. al.*, Phys. Rev. B **70**, 214501 (2004).
- ²⁴ C. Surgers, T. Hoss, C. Schonenberger, *et. al.*, J. Magn. Magn. Mater. **240**, 598 (2002).
- ²⁵ C. Bell, R. Loloee, G. Burnell, and M. G. Blamire, Phys. Rev. B **71**, 180501(R) (2005); J. W. A. Robinson, S. Piano, G. Burnell, C. Bell, M. G. Blamire, Phys. Rev. Lett. **97**, 177003 (2006).
- ²⁶ V. Shelukhin, A. Tsukernik, M. Karpovski, Y. Blum, K. B. Efetov, A.F. Volkov, T. Champel, M. Eschrig, T. Lofwander, G. Schon, and A. Palevski, Phys. Rev. B **73**, 174506 (2006).
- ²⁷ M. Weides, K. Tillmann, and H. Kohlstedt, Physica C B **437-438**, 349 (2006); M. Weides, M. Kemmler, H. Kohlstedt, A. Buzdin, E. Goldobin, D. Koelle, R. Kleiner, Appl. Phys. Lett. **89**, 122511 (2006).
- ²⁸ G. P. Pepe, R. Latempa, L. Parlato, A. Ruotolo, G. Ausanio, G. Peluso, A. Barone, A. A. Golubov, Ya. V. Fominov, and M. Yu. Kupriyanov, Phys. Rev. B **73**, 054506 (2006).
- ²⁹ F. Born, M. Siegel, E. K. Hollmann and H. Braak, A. A. Golubov, D. Yu. Gusakova and M. Yu. Kupriyanov, Phys.Rev.B **74**, 140501(R) (2006).
- ³⁰ L.J. Buchholtz and G. Zwicknagl, Phys. Rev. B **23**, 5788 (1981); C. Bruder, Phys. Rev. B **41**, 4017 (1990); C.R. Hu, Phys. Rev. Lett. **72**, 1526 (1994).
- ³¹ Y. Tanaka and S. Kashiwaya, Phys. Rev. Lett. **74**, 3451 (1995); S. Kashiwaya, Y. Tanaka, M. Koyanagi and K. Kajimura, Phys. Rev. B **53**, 2667 (1996); S. Kashiwaya and Y. Tanaka, Rep. Prog. Phys. **63**, 1641 (2000).

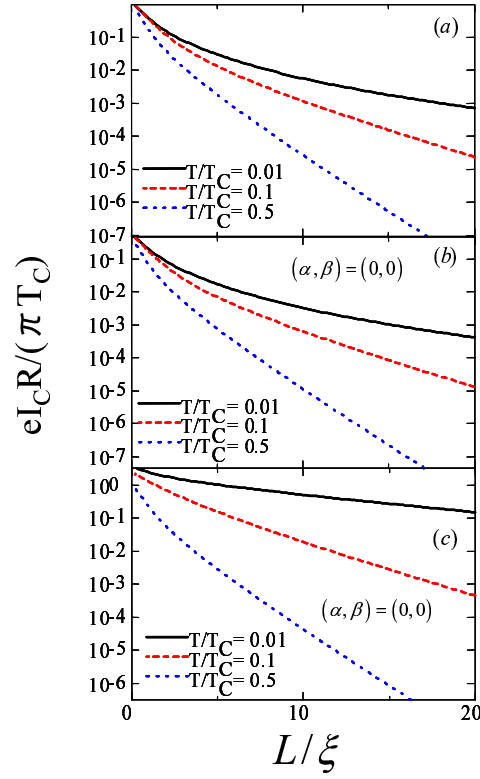


FIG. 7: (color online) Length dependence of the critical current with $Z = 10$ and $R_d/R_b = 0.1$, (a) s -wave junctions. (b) d -wave junctions. (c) p -wave junctions.

- ³² Yu. S. Barash, H. Burkhardt, and D. Rainer, Phys. Rev. Lett. **77**, 4070 (1996); Y. Tanaka and S. Kashiwaya, Phys. Rev. B **56**, 892 (1997).
- ³³ A. A. Golubov and M. Yu. Kupriyanov, JETP Lett. **69**, 262 (1999).
- ³⁴ Yu. V. Nazarov, Superlattices and Microstructures **25**, 1221 (1999).
- ³⁵ Y. Tanaka, Y.V. Nazarov and S. Kashiwaya, Phys. Rev. Lett. **90**, 167003 (2003).
- ³⁶ Y. Tanaka, Yu. V. Nazarov, A. A. Golubov, and S. Kashiwaya, Phys. Rev. B **69**, 144519 (2004). The competition between MARS and proximity effect is implicitly shown in D/DN/D junctions by another method in Y. Asano, Phys. Rev. B **64**, 014511 (2001).
- ³⁷ Y. Tanaka and S. Kashiwaya, Phys. Rev. B **70**, 012507 (2004); Y. Tanaka, S. Kashiwaya and T. Yokoyama, Phys. Rev. B **71**, 094513 (2005).
- ³⁸ K.D. Usadel, Phys. Rev. Lett. **25**, 507 (1970).
- ³⁹ T. Yokoyama, Y. Tanaka, A. A. Golubov and Y. Asano, Phys. Rev. B **73**, 140504(R) (2006).
- ⁴⁰ Y. Tanaka and S. Kashiwaya, J. Phys. Soc. Jpn. **68**, 3485 (1999).
- ⁴¹ T. Yokoyama, Y. Tanaka, and A. A. Golubov, Phys. Rev. B **72**, 052512 (2005); Phys. Rev. B **73**, 094501 (2006); T. Yokoyama and Y. Tanaka, C. R. Physique **7**, 136 (2006).
- ⁴² Y. Asano, Y. Tanaka, and S. Kashiwaya, Phys. Rev. Lett. **96**, 097007 (2006); Y. Asano, Y. Tanaka, T. Yokoyama and S. Kashiwaya, Phys. Rev. B **74**, 064507 (2006).
- ⁴³ T. Yokoyama, Y. Sawa, Y. Tanaka and A. A. Golubov, cond-mat/0610607 (unpublished).
- ⁴⁴ I. Iguchi and Z. Wen, Phys. Rev. B **49**, R12388 (1994).

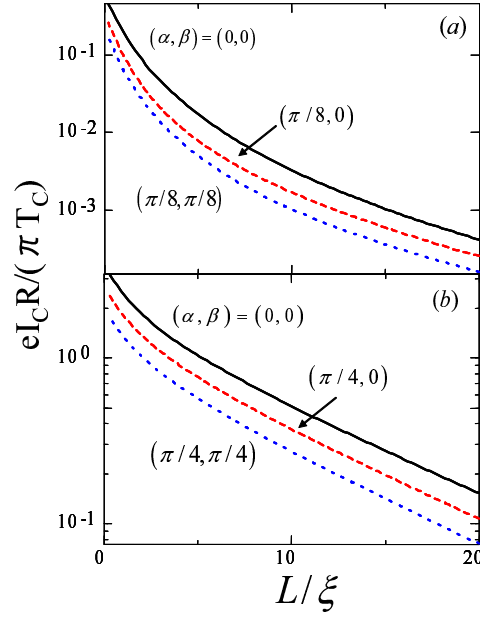


FIG. 8: (color online) Length dependence of the critical current with $T/T_C = 0.01$, $Z = 10$ and $R_d/R_b = 0.1$. (a) d -wave junctions. (b) p -wave junctions.

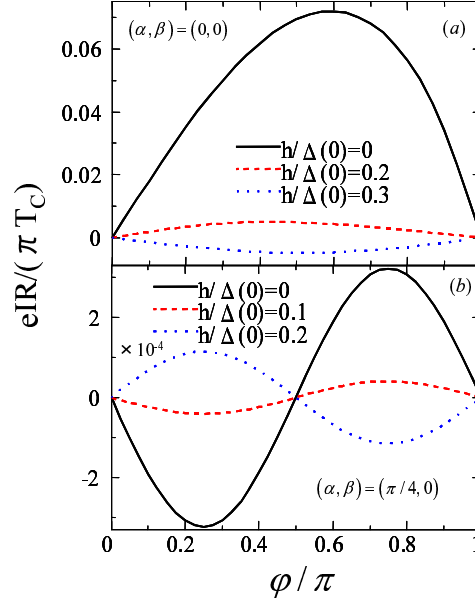


FIG. 9: (color online) Current-phase relation in D/DF/D junctions for $T/T_C = 0.01$, $Z = 10$, $R_d/R_b = 1$ and $E_{Th}/\Delta(0) = 0.1$.

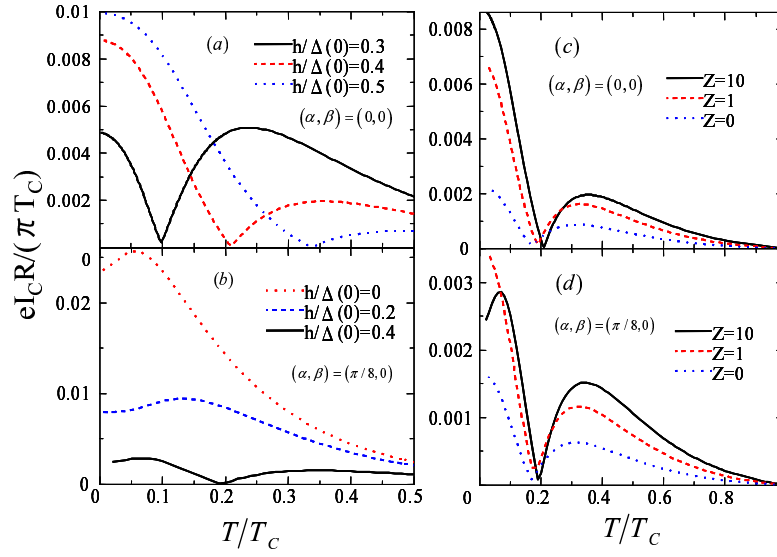


FIG. 10: (color online) Temperature dependence of the critical current in D/DF/D junctions. $Z = 10$ in (a) and (b). $\hbar/\Delta(0) = 0.4$ in (c) and (d).

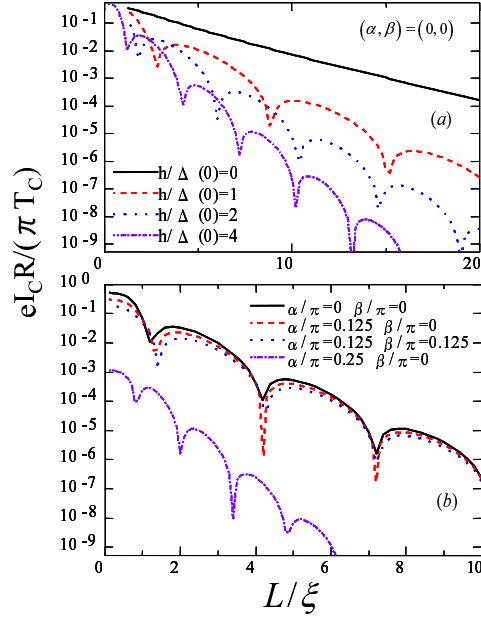


FIG. 11: (color online) Length dependence of the critical current in D/DF/D junctions with $T/T_C = 0.1$, $Z = 10$, $R_d/R_b = 1$ and $E_{Th}/\Delta(0) = 0.1$. We choose $\hbar/\Delta(0) = 4$ in (b).

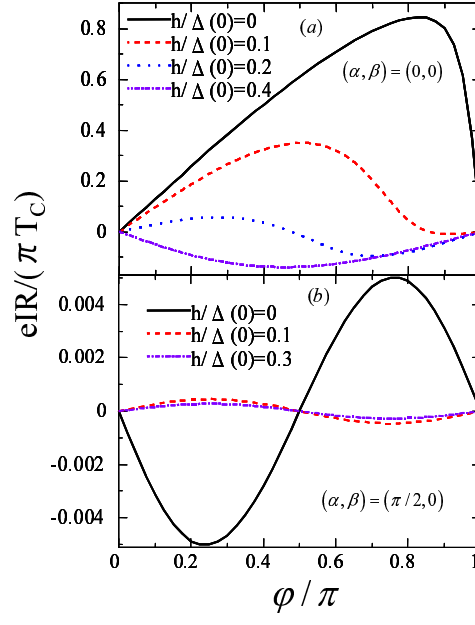


FIG. 12: (color online) Current-phase relation in P/DF/P junctions for $T/T_C = 0.01$, $Z = 10$, $R_d/R_b = 1$ and $E_{Th}/\Delta(0) = 0.1$.

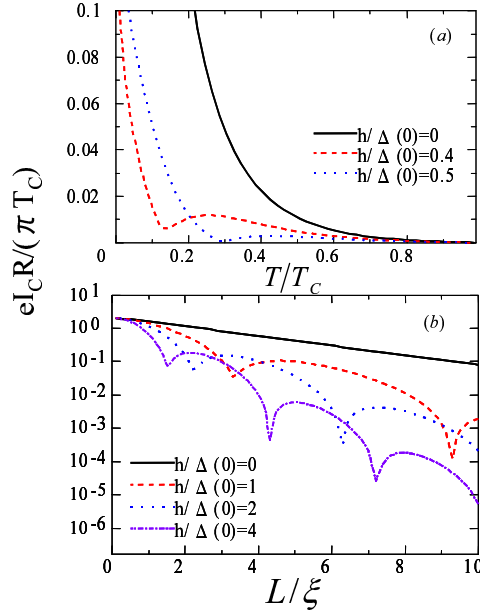


FIG. 13: (color online) (a) temperature and (b) length dependence of the critical current in P/DF/P junctions. $Z = 10$, $R_d/R_b = 1$, and $(\alpha, \beta) = (0, 0)$. We choose $E_{Th}/\Delta(0) = 0.1$ in (a) and $T/T_C = 0.1$ in (b).

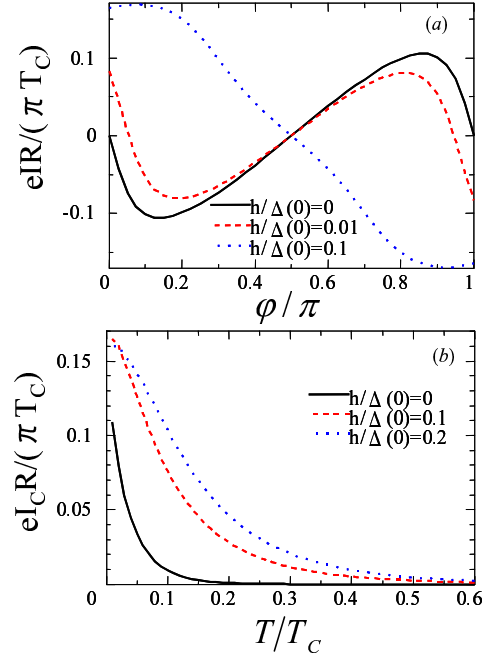


FIG. 14: (color online) (a) Current-phase relation at $T/T_C = 0.01$ and (b) temperature dependence of the critical current in S/DF/P junctions for $Z = 10$, $R_d/R_b = 1$, $E_{Th}/\Delta(0) = 0.1$ and $\beta = 0$.