

# c-axis longitudinal magnetoresistance of the electron-doped superconductor $\text{Pr}_{1.85}\text{Ce}_{0.15}\text{CuO}_4$

W. Yu,\* B. Liang, and R. L. Greene

Center for Superconductivity Research, Department of Physics,  
University of Maryland, College Park, MD 20742

(Dated: November 5, 2018)

We report c-axis resistivity and longitudinal magnetoresistance measurements of superconducting  $\text{Pr}_{1.85}\text{Ce}_{0.15}\text{CuO}_4$  single crystals. In the temperature range  $13\text{K} \leq T \leq 32\text{K}$ , a negative magnetoresistance is observed at fields just above  $H_{C2}$ . Our studies suggest that this negative magnetoresistance is caused by superconducting fluctuations. At lower temperatures ( $T \leq 13\text{K}$ ), a different magnetoresistance behavior and a resistivity upturn are observed, whose origin is still unknown.

PACS numbers: 74.25.Fy, 73.43.Qt, 74.72.-h

Both electron-doped (n-type) and hole-doped (p-type) cuprate superconductors show many interesting properties. One important question is the particle-hole symmetry, that is, whether the phenomena observed in the hole-doped cuprates are the same as those observed in the hole-doped cuprates. The study of this issue may improve our understanding of their normal state properties and the origin of high-temperature superconductivity.

C-axis transport has been shown to be a useful measurement for electronic properties, and a comparison of c-axis transport in both types of cuprate superconductors is in progress. For example, a four-fold oscillation of the c-axis angular magnetoresistance has been reported in underdoped n-type cuprates<sup>1,2,3</sup>, which suggests a stripe-like structure as in the p-type cuprates. C-axis transport is also a good probe of the electron density of states (DOS) at the Fermi surface close to  $(\pi, 0)$  in the tetragonal cuprates<sup>4,5</sup>, because of its intrinsic interlayer tunneling nature and a transfer integral effect. A pseudogap, indicated by a loss of electronic DOS, has been observed by c-axis transport in both the p-type<sup>6,7,8,9,10,11,12,13</sup> and the n-type cuprates<sup>14</sup>. However, from the evidence to date it is not clear if the pseudogaps in the two systems are of the same origin.

In the underdoped ( $x < 0.15$ ) n-type cuprates, a rapid decrease of the low-temperature c-axis resistivity, compared to the ab-plane resistivity<sup>14</sup>, is consistent with a coherent transport at  $(\pi, 0)$  and a high-energy ( $\sim 100$  meV) pseudogap at  $(\pi/2, \pi/2)$ , as shown by ARPES<sup>15</sup>, optical<sup>14,16</sup>, and other transport<sup>17</sup> measurements. This pseudogap is likely caused by antiferromagnetic ordering or a spin density wave (SDW) up to a doping level  $x=0.15$ <sup>15,16,17,18</sup>. The pseudogap in the p-type compounds, as shown by a large c-axis resistivity upturn and a negative magnetoresistance, is very prominent. Indeed, two types of pseudogaps are suggested in different regimes<sup>8</sup>. A small-energy gap is consistent with a precursor pairing or superconducting fluctuation scenario<sup>6,7,8,19</sup>. A large-energy pseudogap opens at  $(\pi, 0)$ , which is unlikely to be correlated with superconductivity although the origin is still being debated<sup>8,9,10,11,12,13</sup>.

In this work, we studied the low temperature c-axis

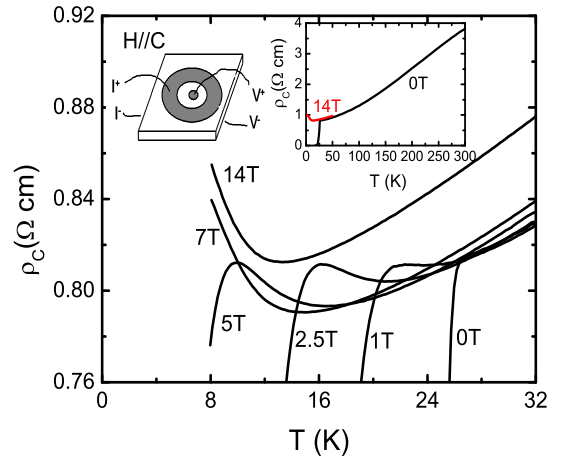


FIG. 1: The temperature dependence of the c-axis resistivity of an optimally doped  $\text{Pr}_{1.85}\text{Ce}_{0.15}\text{CuO}_4$  crystal at various fields. Inset: The electric contact configuration of the four-wire measurements (left), and the c-axis resistivity at  $\mu_0 H = 0\text{T}$  and  $14\text{T}$  respectively (right).

resistivity and longitudinal magnetoresistance of optimally electron-doped  $\text{Pr}_{1.85}\text{Ce}_{0.15}\text{CuO}_4$  (PCCO) single crystals. For the temperature range  $13\text{K} \leq T \leq 32\text{K}$ , we found a negative magnetoresistance in a field range  $H < H_P(T)$  (defined later).  $H_P(T)$  is higher than  $H_{C2}(T)$  and increases as temperature decreases. Our detailed studies suggest that this high-temperature n-MR is caused by superconducting fluctuations in a quasi-2D system. For lower temperatures  $T < 13\text{K}$ , a different magnetoresistance behavior and a resistivity upturn are observed, the origin of which is still unclear.

The PCCO single crystals were grown by the self-flux method and the usual oxygen reduction procedure was followed to achieve superconductivity<sup>20</sup>. The crystals are platelike with size  $\sim 0.5 \times 0.5 \times 0.03\text{mm}^3$ . The sharp superconducting transition ( $T_C = 23.5 \pm 0.75\text{K}$ ) found by SQUID magnetization measurements indicates a high crystal quality. For resistivity, a conventional four-wire

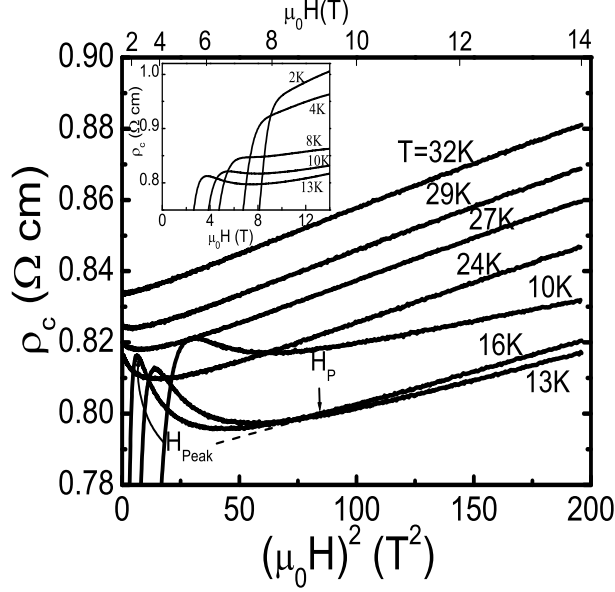


FIG. 2: The longitudinal magnetoresistance of the c-axis transport of a PCCO crystal with  $H \parallel C$  at temperatures  $10K \leq T \leq 32K$ . Inset: The low-temperature magnetoresistance at  $2K \leq T \leq 13K$ .

measurement was utilized, with two annular contacts painted on either surface of the crystal (see Fig. 1 inset). Crystals were then mounted on a rotator and measured in a Quantum Design 14-Tesla PPMS (Physical Property Measurement System).

The temperature dependence of the c-axis resistivity of an optimally doped PCCO crystal is shown at various longitudinal magnetic fields  $H \parallel C$  in Fig. 1. At zero field, the superconducting transition occurs at  $T_C \approx 25K$  as indicated by zero resistivity. At low fields ( $\mu_0 H \leq 2.5T$ ), a small upturn feature in the c-axis transport is seen just above the superconducting transition. This resistivity minimum shifts to lower temperature as the field increases. At high fields ( $H \geq H_{C2}$ ), the resistivity shows a strong upturn feature as temperature decreases below  $T \approx 13K$ .

We find that the magnetoresistance behaviors are different in the temperature range above and below  $T = 13K$ . The c-axis longitudinal magnetoresistance is shown in Fig. 2. For clarity, we plotted  $\rho_C(H, T)$  versus  $(\mu_0 H)^2$ . At  $T > 32K$ , the magnetoresistance,  $\Delta\rho_C(H, T) \equiv \rho_C(H, T) - \rho_C(0, T)$ , is positive and proportional to  $H^2$  at high temperatures (data not shown). With decreasing temperature from  $32K$  to  $13K$ , a deviation from the  $H^2$  behavior develops at low field, and a negative magnetoresistance (n-MR) appears close to zero field. For  $T < T_C$ , the n-MR is more evident, so that a resistivity peak forms as superconductivity is suppressed. The n-MR extends to higher fields as temper-

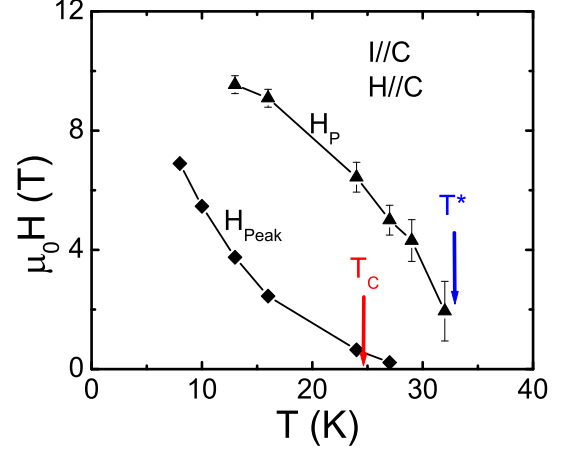


FIG. 3: The mapped temperature dependence of  $H_P$  and  $H_{Peak}$  as defined in Fig. 2.

ature drops. Below  $13K$ , a different magnetoresistance behavior is observed, as seen by the suppression of the n-MR and disappearance of the resistivity peak at  $T < 8K$  (Fig. 2 inset).

This different magnetoresistive behavior in the temperature range below and above  $13K$  can be explained as arising from two contributions. The high-temperature n-MR comes from superconducting fluctuations, whereas the low-temperature magnetoresistance behavior and the resistivity upturn come from another mechanism of unknown origin. In the following, we discuss these two contributions separately.

We first discuss the origin of the n-MR behavior for  $T \geq 13K$ . In Fig. 2, we define  $H_{Peak}$  as the field corresponding to the resistivity peak, and  $H_P$  as the lowest field where  $\Delta\rho_C(H, T) \sim H^2$  is obeyed. In Fig. 3, the values of  $H_{Peak}$  and  $H_P$  at different temperatures are shown. Therefore, the n-MR exists between  $H_P$  and  $H_{Peak}$ .  $H_P$  emerges at  $T^* = 32K$ , which is slightly above  $T_C$ . As temperature decreases, the temperature dependence of  $H_P$  suggests that it extrapolates to  $\mu_0 H_P \sim 10T$  at  $T=0$ . We did not measure  $H_{C2}$  on our crystal, but a recent Nernst effect measurement<sup>21</sup> on an optimally doped NCCO crystal ( $T_C \approx 24.5K$ ) gave  $\mu_0 H_{C2} \approx 6T$  at  $13K$ , which is below our value of  $\mu_0 H_P \approx 10T$  at  $13K$ . The slightly higher value of  $T^*$  ( $H_P$ ) than that of  $T_C$  ( $H_{C2}$ ), suggests that the c-axis n-MR is associated with superconducting fluctuations.

We now show that the doping dependence of the n-MR supports our view that the n-MR for  $T \geq 13K$  originates from superconducting fluctuations. Although PCCO crystals with other doping levels were not available for our c-axis measurements, we measured an as-grown (unannealed), non-superconducting,  $Pr_{1.85}Ce_{0.15}CuO_{4+\delta}$  crystal. Neutron scattering studies have shown that this unannealed crystal is equivalent to an antiferromag-

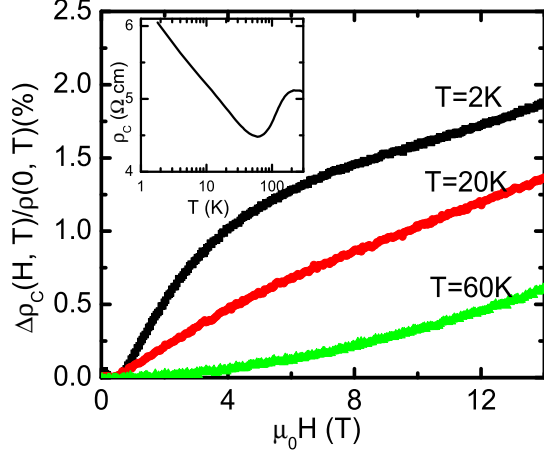


FIG. 4: The c-axis longitudinal magnetoresistance of an as-grown, non-superconducting,  $\text{Pr}_{1.85}\text{Ce}_{0.15}\text{CuO}_{4+\delta}$  crystal. Inset: temperature dependence of the c-axis resistivity.

netic, annealed,  $\text{Pr}_{1.88}\text{Ce}_{0.12}\text{CuO}_4$  crystal<sup>22</sup>. As shown in the inset of Fig. 4, a resistivity upturn is clearly seen at  $T \leq 60\text{K}$ , which is indicative of antiferromagnetic ordering<sup>14</sup>. Moreover, a positive magnetoresistive behavior is seen at all temperatures below  $T = 60\text{K}$  as shown in Fig. 4. *The absence of the n-MR in this effectively underdoped crystal suggests that the n-MR is unlikely to be correlated with antiferromagnetism or a spin pseudogap state.* The appearance of the n-MR only in the superconducting crystals strongly supports our interpretation of superconducting fluctuations as the origin of the n-MR.

A qualitative comparison between the ab-plane and the c-axis magnetoresistance confirms our interpretation of superconducting fluctuations for  $T \geq 13\text{K}$ . We measured the transverse magnetoresistance of the ab-plane transport with  $H \parallel C$  and compared it with the c-axis longitudinal magnetoresistance at a specific temperature  $16\text{K}$  as shown in Fig. 5. The ab-plane magnetoresistance is positive and increases linearly with field above  $8\text{T}$ . To estimate the deviation of the low-field magnetoresistance, we subtracted a fit to the high-field magnetoresistance for both transports, as shown in Fig. 5. Below  $\mu_0H = 8\text{T}$ , the c-axis transport shows a negative magnetoresistance (Fig. 5 (a) inset), whereas the ab-plane transport shows a positive magnetoresistance (Fig. 5 (b) inset). This distinctive c-axis and the ab-plane magnetoresistance can be explained by an Aslamazov-Larkin (AL) contribution from fluctuating Cooper pairs and a density of states (DOS) contribution from electrons in a highly anisotropic superconductor<sup>19,23</sup>. When increasing the field above  $H_{C2}$ , the suppression of superconducting fluctuations causes a decrease of the ab-plane conductivity from the reduced AL contribution, and an increase of the c-axis tunneling conductivity from the resulting increase of the electronic DOS.

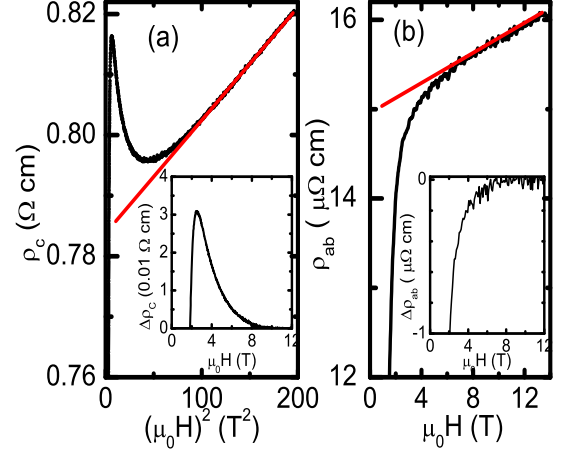


FIG. 5: (a) The c-axis longitudinal magnetoresistance of a PCCO crystal at  $T = 16\text{K}$ . The solid line is a fit to high-field magnetoresistance ( $\propto H^2$ ). Inset: the low-field n-MR found by subtracting off the high-field fit. (b) The ab-plane transverse magnetoresistance of the PCCO crystal at  $T = 16\text{K}$ . The solid line is a fit to the high-field magnetoresistance ( $\propto H$ ). Inset: the low-field positive magnetoresistance found by subtracting off the high-field fit.

To summarize, the appearance of a c-axis n-MR only in superconducting PCCO crystals in fields (temperature) just above  $H_{C2}$  ( $T_C$ ) suggests that the n-MR is due to superconducting fluctuations. The contrasting c-axis and ab-plane magnetoresistance in the same field (temperature) range can be understood by an AL process and a reduction of electronic DOS due to superconducting fluctuations in a quasi-2D system. The c-axis n-MR of PCCO is rather similar to that found in the p-type superconductor Bi-2201<sup>8</sup>, which has been interpreted to be caused by superconducting fluctuations. The only difference is that superconducting fluctuations in PCCO seem to occur in a smaller range of temperature and field. Our n-MR does not seem to be related to the low-energy normal-state tunneling gap<sup>24,25,26,27</sup>, because the tunneling gap is also found for  $x = 0.11$  where we see only positive magnetoresistance.

Now we discuss the low-temperature c-axis resistivity and magnetoresistance. Both a different magnetoresistance behavior (see Fig. 2 inset) and a strong resistivity upturn (see Fig. 1) occur below  $13\text{K}$ . This suggests that the resistivity and the magnetoresistance are correlated. It may be related to the same mechanism which causes the resistivity upturn in the ab-plane transport<sup>28</sup>. Recently Kawakami *et al.*<sup>29</sup> reported a negative c-axis magnetoresistance (n-MR) in optimally doped n-type  $\text{Sm}_{1.85}\text{Ce}_{0.15}\text{CuO}_4$  (SCCO) up to  $40\text{T}$  and down to  $0.5\text{K}$ . Since n-MR has been observed in both the p-type and the n-type cuprates, they associated the n-MR with a universal Zeeman-splitting effect of a spin pseudogap in both systems. For comparison, the absence of the n-MR and

the resistivity peak below 14T in our PCCO crystals (see Fig. 2 inset) is different from that observed by Kawakami *et al.*<sup>29</sup> in SCCO. Currently, we are not able to verify their spin pseudogap interpretation of the n-MR because we lack sufficient high-field, low-temperature, data. As presented earlier, our high-temperature n-MR is most likely caused by superconducting fluctuations.

In summary, we have studied the c-axis resistivity and magnetoresistance on optimally doped  $\text{Pr}_{1.85}\text{Ce}_{0.15}\text{CuO}_4$  crystals. Different resistivity and magnetoresistance behavior in two temperature ranges, suggests that two contributions should be considered to understand the c-axis transport. For  $13\text{K} \leq T \leq 32\text{K}$ , a n-MR, which exists only

in the superconducting crystals in fields just above  $H_{C2}$ , is most likely caused by superconducting fluctuations. A distinctive c-axis negative-magnetoresistance and an ab-plane positive-magnetoresistance is found, which can be explained by an Aslamazov-Larkin process and a reduction of electronic DOS in a highly anisotropic superconductor. For  $T < 13\text{K}$ , a different magnetoresistance behavior and a resistivity upturn are observed, the origin of which is unclear at present.

This work is supported by the NSF under contract DMR-0352735. The authors would like to acknowledge A. J. Millis, V. M. Yakovenko, A. M. Chubukov, and T. Xiang for beneficial discussions.

- 
- \* Electronic address: weiqiang@umd.edu
- <sup>1</sup> A. N. Lavrov, H. J. Kang, Y. Kurita, T. Suzuki, S. Komiya, J. W. Lynn, S. H. Lee, P. Dai, and Y. Ando, Phys. Rev. Lett. **92**, 227003 (2004).
  - <sup>2</sup> P. Fournier, M. E. Gosselin, S. Savard, J. Renaud, I. Hetel, P. Richard, and G. Riou, Phys. Rev. B **69**, 220501(R) (2004).
  - <sup>3</sup> S. Li, S. D. Wilson, D. Mandrus, B. Zhao, Y. Onose, Y. Tokura, and P. Dai, Phys. Rev. B **71**, 054505 (2005).
  - <sup>4</sup> L. B. Ioffe and A. J. Millis, Phys. Rev. B **58**, 11631 (1998).
  - <sup>5</sup> Y. H. Su, H. G. Luo, and T. Xiang, Phys. Rev. B **73**, 134510 (2006).
  - <sup>6</sup> P. Szabo, P. Samuely, J. Kacmarcik, A. G. M. Jansen, A. Briggs, A. Lafond, and A. Meerschaut, Phys. Rev. Lett. **86**, 5990 (2001).
  - <sup>7</sup> H.-J. Kim, P. Chowdhury, S. K. Gupta, N. H. Dan, and S.-I. Lee, Phys. Rev. B **70**, 144510 (2004).
  - <sup>8</sup> A. N. Lavrov, Y. Ando, and S. Ono, Europhys. Lett. **57**, 267 (2002).
  - <sup>9</sup> Y. F. Yan, P. Matl, J. M. Harris, and N. P. Ong, Phys. Rev. B **52**, R751 (1995).
  - <sup>10</sup> T. Shibauchi, L. Krusin-Elbaum, M. Li, M. P. Maley, and P. H. Kes, Phys. Rev. Lett. **86**, 5763 (2001).
  - <sup>11</sup> S. Ono, Y. Ando, F. F. Balakirev, J. B. Betts, and G. S. Boebinger, Phys. Rev. B **70**, 224521 (2004).
  - <sup>12</sup> S. I. Vedenev, A. G. M. Jansen, and P. Wyder, Phys. Rev. B **62**, 5997 (2000).
  - <sup>13</sup> S. I. Vedenev and D. K. Maude, Phys. Rev. B **70**, 184524 (2004).
  - <sup>14</sup> Y. Onose, Y. Taguchi, K. Ishizaka, and Y. Tokura, Phys. Rev. B **69**, 024504 (2004).
  - <sup>15</sup> N. P. Armitage *et al.*, Phys. Rev. Lett. **88**, 257001 (2002).
  - <sup>16</sup> A. Zimmers, R. Lobo, N. Bontemps, C. Homes, M. Barr, Y. Dagan, and R. Greene, Europhys. Lett. **70**, 225 (2005).
  - <sup>17</sup> Y. Dagan, M. M. Qazilbash, C. P. Hill, V. N. Kulkarni, and R. L. Greene, Phys. Rev. Lett. **92**, 167001 (2004).
  - <sup>18</sup> J. Lin and A. J. Millis, Phys. Rev. B **72**, 214506 (2005).
  - <sup>19</sup> L. G. Aslamazov and A. I. Larkin, Phys. Lett. **26**, 238 (1986).
  - <sup>20</sup> H. Balci and R. L. Greene, Phys. Rev. B **70**, 140508(R) (2004).
  - <sup>21</sup> Y. Wang, S. Ono, Y. Onose, G. Gu, Y. Ando, Y. Tokura, S. Uchida, and N. P. Ong, Science **299**, 86 (2003).
  - <sup>22</sup> P. K. Mang, O. P. Vajk, A. Arvanitaki, J. W. Lynn, and M. Greven, Phys. Rev. Lett. **93**, 027002 (2004).
  - <sup>23</sup> A. I. Larkin and A. A. Varlamov, in *Handbook on Superconductivity: Conventional and Unconventional Superconductors*, edited by K. H. Bennemann and J. B. Ketterson (Springer, New York, 2002).
  - <sup>24</sup> S. Kleefisch, B. Welter, A. Marx, L. Alff, R. Gross, and M. Naito, Phys. Rev. B **63**, 100507(R) (2001).
  - <sup>25</sup> A. Biswas *et al.*, Phys. Rev. B **64**, 104519 (2001).
  - <sup>26</sup> L. Alff, Y. Krockenberger, B. Welter, M. Schonecke, R. Gross, D. Manske, and M. Naito, Nature **422**, 698 (2003).
  - <sup>27</sup> Y. Dagan, M. M. Qazilbash, and R. L. Greene, Phys. Rev. Lett. **94**, 187003 (2005).
  - <sup>28</sup> Y. Dagan, M. C. Barr, W. M. Fisher, R. Beck, T. Dhakal, A. Biswas, , and R. L. Greene, Phys. Rev. Lett. **94**, 057005 (2005).
  - <sup>29</sup> T. Kawakami, T. Shibauchi, Y. Terao, M. Suzuki, and L. Krusin-Elbaum, Phys. Rev. Lett. **95**, 017001 (2005).