

# Cluster Dynamical Mean-field calculations for TiOCl

T. Saha-Dasgupta<sup>1</sup>, A. Lichtenstein<sup>2</sup>, M. Hoinkis<sup>3</sup>, S. Glawion<sup>3</sup>,  
M. Sing<sup>3</sup>, R. Claessen<sup>4</sup>, R. Valenti<sup>5</sup>

<sup>1</sup> S.N. Bose National Centre for Basic Sciences, JD Block, Sector III, Salt Lake City, Kolkata 700098, India

<sup>2</sup> Institut für Theoretische Physik, Universität Hamburg, D-20355 Hamburg, Germany

<sup>3</sup> Experimentelle Physik 4, Universität Würzburg, D-97074 Würzburg, Germany

<sup>4</sup> Institut für Theoretische Physik, J.W.Goethe-Universität Frankfurt, D-60054 Frankfurt/Main, Germany

## Abstract.

Based on a combination of cluster dynamical mean field theory (DMFT) and density functional calculations, we calculated the angle-integrated spectral density in the layered  $s = 1/2$  quantum magnet TiOCl. The agreement with recent photoemission and oxygen K-edge X-ray absorption spectroscopy experiments is found to be good. The improvement achieved with this calculation with respect to previous single-site DMFT calculations is an indication of the correlated nature and low-dimensionality of TiOCl.

PACS numbers: 71.27.+a, 71.30.+h, 71.15.Ap

Submitted to: *New J. Phys.*

## 1. Introduction

The low-dimensional quantum spin system TiOCl has received a lot of attention in recent years due to its anomalous behavior in a wide range of temperatures. It consists of Ti-O bilayers in the *ab*-plane separated by layers of Cl<sup>-</sup> ions stacked along the crystallographic *c*-axis (see Fig.1). *Ab initio* density functional calculations[1, 2, 3] showed that the system at room temperature can be described in terms of spin-1/2 (Ti<sup>3+</sup>) Heisenberg chains running along the crystallographic *b*-axis, alongwith small but non-negligible inter-chain couplings. Upon varying temperature, TiOCl undergoes two successive phase transitions, one of second order nature at T<sub>c2</sub>=91K and one of first order nature at T<sub>c1</sub>=67K to a spin-Peierls dimerized state[1, 4]. The nature of the transition at T<sub>c2</sub>=91K has been discussed within various scenarios of orbital fluctuations[2, 5, 6], frustration of interchain interactions[7, 8], the role of phonons[9, 10, 11], spin and correlation effects[12, 13] and is still debatable. Even the behavior of TiOCl in the high-temperature phase has not been understood in a satisfactory way[14].

TiOCl can be viewed as a Mott insulator where the insulator gap is driven by electron correlation. Attempts to describe the influence of correlation on the properties of TiOCl have been performed by considering the local density approximation (LDA)+U approach[1, 2, 3] as well as the more elaborate single-site LDA+dynamical mean field theory (DMFT) approach[12, 13] where dynamical fluctuations – absent within the LDA+U approach – are considered. Nevertheless, comparison of the spectral function obtained from single-site LDA+DMFT calculations with photoemission (PES) experiments show only a moderate agreement[14]. While the width of the computed spectral function is in accordance with the PES results, the magnitude of the optical correlation gap was highly underestimated. Also the agreement of the line shape is not very satisfactory.

The effective low-dimensionality of the material suggests that correlation-driven inter-site fluctuations may be important for the proper description of TiOCl. In fact, it was shown in a recent work[15] on a one-dimensional extended Hubbard model that consideration of two-site clusters within the cluster extension of DMFT (cluster-DMFT) leads to a satisfactory description of the charge gap. One may therefore expect for TiOCl -which is effectively a low-dimensional system- that an improvement upon previous single-site LDA+DMFT results may be achieved by including nonlocal correlation effects. Demonstration of such a property in a real material of the complexity as TiOCl has not been done previously. In order to analyze this proposal, we perform in the following calculations within cluster-DMFT where Ti-Ti pairs/dimers are taken as the basic units instead of a single site.

We use the LDA Wannier functions obtained by an N-th order muffin-tin orbital-based (NMTO) downfolding method[16] to construct a Hubbard Hamiltonian which we solve within the cluster-DMFT approximation.

## 2. Crystal Structure and Energy Levels

The octahedral environment of Ti [TiO<sub>4</sub>Cl<sub>2</sub>] in TiOCl splits the five degenerate  $d$  levels into  $t_{2g}$  and  $e_g$  blocks. Since the Ti<sup>3+</sup> ion is in a  $3d^1$  configuration, the  $t_{2g}$  states are 1/6th filled[1, 2] and the TiOCl system can be described by a low-energy multiband,  $t_{2g}$  Hubbard Hamiltonian[12]. The [TiO<sub>4</sub>Cl<sub>2</sub>] octahedra are quite distorted, the  $t_{2g}$  states, therefore, show further splittings into lower  $d_{xy}$  and higher  $d_- = \frac{1}{\sqrt{2}}(d_{xz} - d_{yz})$  and  $d_+ = \frac{1}{\sqrt{2}}(d_{xz} + d_{yz})$  orbitals, with the  $\hat{z}$  axis pointing along the crystallographic  $a$ -axis and  $\hat{x}$  and  $\hat{y}$  axes rotated 45° with respect to the crystallographic  $b$ -axis and  $c$ -axis. With this choice of axes one has the usual convention of  $d_{x^2-y^2}$ , and  $d_{z^2}$  pointing towards O and Cl neighbors. This however leads to a non-diagonal form of the Hamiltonian. The LDA density matrix (M) for TiOCl has then matrix elements between the  $d_{xz}$  and  $d_{yz}$  orbitals which are nonzero  $\langle d_{xz}|M|d_{yz} \rangle = \langle d_{yz}|M|d_{xz} \rangle \neq 0$ . A representation of the density of states in this basis reflects only the information of the diagonal matrix elements  $\langle d_{xz}|M|d_{xz} \rangle = \langle d_{yz}|M|d_{yz} \rangle$  (see Fig. 2 of Ref. [2]). Diagonalization of this matrix provides the corresponding representation into  $d_-$  and  $d_+$ . If one chooses instead a coordinate system with  $\hat{z} = a$ ,  $\hat{x} = b$ ,  $\hat{y} = c$  then the Hamiltonian is diagonal with  $d_{x^2-y^2}$ ,  $d_{yz}$  and  $d_{xz}$  forming the  $t_{2g}$  block and  $d_{xy}$ ,  $d_{z^2}$  forming the  $e_g$  block[17].

In the following we will work in the coordinate system with  $d_{xy}$ ,  $d_-$  and  $d_+$  as  $t_{2g}$  states. The  $t_{2g}$  crystal field splittings calculated within NMTO are  $\Delta_1(d_{xy} \leftrightarrow d_-) = 0.29$  eV and  $\Delta_2(d_{xy} \leftrightarrow d_+) = 0.56$  eV which are in reasonable agreement with infrared absorption spectroscopy measurements[18] where  $\Delta_2 = 0.65$  eV and also comparable to recent cluster calculations for the TiO<sub>4</sub>Cl<sub>2</sub> octahedron[18]  $\Delta_1 = 0.25$ eV and  $\Delta_2 = 0.69$  eV.

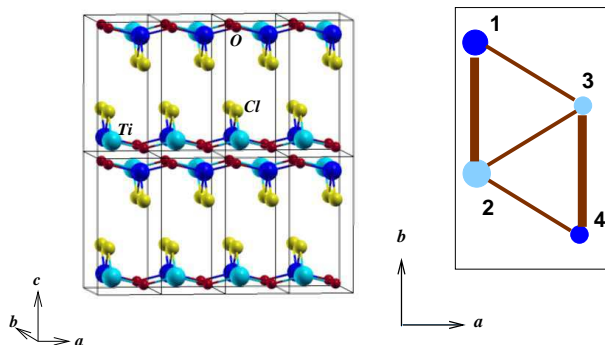
## 3. LDA+DMFT calculations

Following our previous work in Ref. [12], we consider as the starting point for the description of TiOCl, the LDA-NMTO Hamiltonian,  $H_{mm'}^{LDA}$ , to which direct and exchange terms of the screened onsite Coulomb interaction  $U_{mm'}$  and  $J_{mm'}$  of Hubbard-Hund type are added[19].

$$H = \sum_{Rm,R'm',\sigma} H_{Rm,R'm'}^{LDA} \hat{c}_{Rm}^{\sigma\dagger} \hat{c}_{R'm'}^{\sigma} + \frac{1}{2} \sum_{R,m,m',\sigma} U_{mm'} \hat{n}_{Rm}^{\sigma} \hat{n}_{Rm'}^{-\sigma} \quad (1)$$

$$+ \frac{1}{2} \sum_{R,m \neq m',\sigma} (U_{mm'} - J_{mm'}) \hat{n}_{Rm}^{\sigma} \hat{n}_{Rm'}^{\sigma}$$

Here,  $\hat{c}_{Rm}^{\sigma\dagger}$  ( $\hat{c}_{Rm}^{\sigma}$ ) denotes the creation (annihilation) operator for an electron at site  $R$  in orbital  $m$  with spin  $\sigma$ , and  $\hat{n}_{Rm}^{\sigma} = \hat{c}_{Rm}^{\sigma\dagger} \hat{c}_{Rm}^{\sigma}$  is the particle number operator.  $U_{mm'}$  and  $J_{mm'}$  are parametrized as follows:  $U_{mm} = U$  is the Coulomb repulsion between electrons in the same orbital,  $U_{m \neq m'} = U - 2J$  is the average repulsion, and  $J_{m \neq m'} = J$  is the Hund's rule coupling. We assume the double counting correction to be orbital independent within the  $t_{2g}$  states, thus resulting in a simple shift of the chemical potential. The choice of the local orbitals ( Ti- $t_{2g}$  Wannier functions) is done via



**Figure 1.** Left Panel: Crystal structure of  $\text{TiOCl}$ . Big spheres represent Ti atoms and small spheres represent O and Cl atoms. The smallest box shows the supercell used for the LDA calculation. Two nearest-neighbor dark and light shaded Ti atoms positioned along the crystallographic  $b$ -axis form the pairs. Right Panel: Network of Ti atoms within the supercell projected in  $ab$  plane. Two different sizes of atoms correspond to Ti atoms belonging to two different layers of the bilayer. Thick and thin bonds represent the intra and inter-dimer bonds respectively in the supercell.

the NMTO-downfolding technique [16], where all the partial waves other than  $\text{Ti}-d_{xy}$ ,  $\text{Ti}-d_{xz}$  and  $\text{Ti}-d_{yz}$  are downfolded (these notations refer to the choice of coordinate system as explained previously). As shown in Ref. [12] and earlier communications [20], the recent implementation of LDA+DMFT[21] allows to solve the many-body Hamiltonian, including all off-diagonal elements in the orbital space of the local self-energy,  $\Sigma_{mm'}$ . This has been crucial for  $\text{TiOCl}$  since the choice of the coordinate system as discussed above does not result into a diagonal form of the onsite matrix.

Our starting point is the high-temperature crystal structure. Since the low-temperature crystal structure of  $\text{TiOCl}$  shows a doubling of the cell along the crystallographic  $b$ -axis, a natural choice of Ti pairs are those along the  $b$  axis. For

our cluster calculation we have therefore carried out a supercell calculation with the unit cell doubled along the  $b$ -axis. This results into four Ti atoms in the unit cell, marked as 1, 2, 3 and 4 in Fig. 1, with two Ti-Ti pairs located in the upper and lower layer of a given bilayer. Our self-energy will have accordingly off-diagonal elements in the orbital space as well as in the site space. The subscript  $M$  in the self-energy  $\Sigma_{MM'}$  is defined as a composite site-orbital index. Such formulation has been already successfully applied in the case of  $VO_2$  and  $Ti_2O_3$ [22, 23].

For the present problem, a  $12 \times 12$  block-diagonal self-energy matrix,  $\Sigma_{MM'}$  is therefore constructed where  $M$  is the composite index  $(m, i_c)$  with  $m$  denoting the orbital index, 1,2,3 for a  $t_{2g}$  basis and  $i_c = (1,2)$  and  $(3,4)$  denote the intradimer site indices for two Ti-Ti pairs in the unit cell. We neglect the interdimer correlation connecting the two pairs  $(1,2)$  and  $(3,4)$ , and set the interdimer components of the self-energy in the present calculation to zero resulting in a block diagonal form of the self-energy. This may be a reasonable approximation considering the fact that the effective intradimer interaction between 1 and 2, or 3 and 4 is about an order of magnitude larger compared to interdimer interactions connecting two pairs belonging to different layers in this system[2]. With this approximation, the self-energy takes the form:

$$\Sigma = \begin{pmatrix} \hat{\Sigma}^{11} & \hat{\Sigma}^{12} & 0 & 0 \\ \hat{\Sigma}^{21} & \hat{\Sigma}^{22} & 0 & 0 \\ 0 & 0 & \hat{\Sigma}^{33} & \hat{\Sigma}^{34} \\ 0 & 0 & \hat{\Sigma}^{43} & \hat{\Sigma}^{44} \end{pmatrix} \quad (2)$$

where  $\hat{\Sigma}^{11}$  and  $\hat{\Sigma}^{22}$  denote the on-site self-energy corresponding to sites 1 and 2 within a pair. Each of these matrices, is therefore a  $3 \times 3$  matrix.  $\hat{\Sigma}^{12}$  ( $\hat{\Sigma}^{21}$ ) gives the intersite, intradimer component of the self-energy. Note that the presence of the intersite component of the self-energy,  $\hat{\Sigma}^{12}$  ( $\hat{\Sigma}^{21}$ ) gives rise to some[24]  $k$ -dependence of  $\Sigma$ , as expected for a cluster-DMFT calculation.

We further assume that the dimers belonging to two different layers of the bilayer are similar, therefore the upper and lower sub-blocks of the matrix given by (1) are identical *i.e.*  $\hat{\Sigma}^{33} = \hat{\Sigma}^{11}$ ,  $\hat{\Sigma}^{44} = \hat{\Sigma}^{22}$  and so on. It is therefore enough to work with a  $6 \times 6$  block of this self-energy in the DMFT self-consistency condition and then construct the full  $12 \times 12$  block from the  $6 \times 6$  block to which  $H_{mm'}^{LDA}$  is added to generate the Green's function. One may note that, with such a choice, the bond ordered ground state is allowed in the calculations, although one needs to include the electron-phonon interaction in the Hamiltonian in order to drive that state. For a single chain of Ti atoms running along the  $b$ -axis, the dimers may be formed in even or odd bonds. For a bilayer, as is the present case, there are however four possible arrangements[8], with even/even, odd/odd, odd/even and even/odd bonds in upper/lower layers. With our present choice of supercell it is not possible to distinguish between these cases. Consideration of such scenarios would require to have a supercell which is four times enlarged along the  $b$ -axis. A second possible dimer pattern scenario, which is also not included in the present calculation, is the in-phase/out-of-phase dimer arrangements of

neighboring chains within a layer. Such arrangements can be distinguished in a supercell calculation, which in addition to doubling along  $b$ -axis is twice enlarged along the  $a$ -axis. Both calculations are presently computationally too expensive.

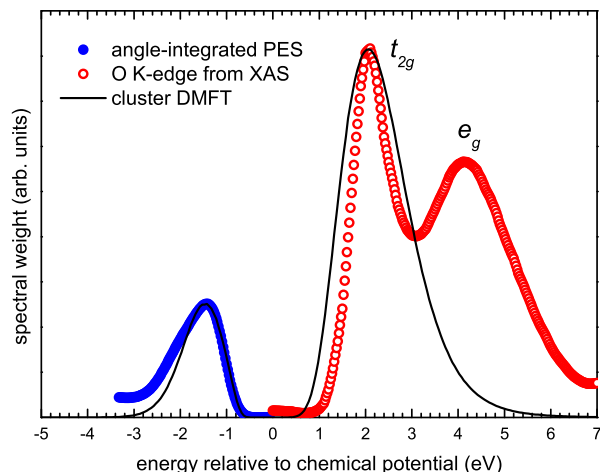
The  $6 \times 6$  impurity problem is solved by a numerically exact Quantum Monte Carlo (QMC) scheme. Within the given computational resources, we could reach a temperature of 1400 K with  $10^6$  QMC sweeps and 68 time slices.  $U$  and  $J$  values were chosen to be 4 eV and 0.7 eV respectively. Whereas  $J = 0.7$  eV is a generally accepted value for an early transition-metal oxide (hardly changed from its atomic value), the precise determination of  $U$  is a delicate issue. *Ab-initio* techniques such as constrained LDA give only rough estimates. For an early transition metal like Ti,  $U$  is expected to be between 3 to 5 eV[2]. We carried in the past calculations[12] with different choices of  $U$  in terms of a single-site DMFT calculation and fixed  $U$  to 4.0 eV since it provided the best possible spectra in terms of band gap. We consider here the same  $U$  and  $J$  values as above so as to compare the single-site and cluster-DMFT results. The maximum entropy method [25] has been employed for the analytic continuation of the Green's function from the imaginary to the real axis for the calculation of the spectral functions.

Experimentally, the electron removal and addition spectra were probed by angle-integrated photoemission spectroscopy (PES) and x-ray absorption spectroscopy (XAS), respectively. Details of the PES experiment are described in Ref. [14]. XAS was measured at the PM-3 beamline of BESSY (Berlin, Germany) using its MUSTANG endstation. Due to finite Ti 3d-O 2p hybridization the oxygen K-edge spectrum can be taken as an approximate measure of the Ti 3d electron addition spectrum. The energy resolution for PES and XAS amounts to 100 meV and 50 meV, respectively.

#### 4. Results

Fig. 2 shows the Ti  $t_{2g}$ -dominated total spectral function computed with the NMTO+cluster-DMFT method described above (full line) in comparison with the angle integrated photoemission data (blue solid dots) and oxygen K-edge XAS measurements (red open dots) in the range of energies between -5eV and 7eV. Note that the experimental XAS spectrum shows both the  $t_{2g}$  and  $e_g$  manifolds. The insulating behavior of  $TiOCl$  is correctly described by this calculation with a charge gap of about 1.1 eV, in rough agreement with the observed 2 eV optical gap[8, 26]. The important point to note is the enhancement of the gap value compared to single-site DMFT result which was about 0.3 eV[12]. This inevitably points towards the importance of the inter-site fluctuations for a good description of a low-dimensional system like  $TiOCl$ .

The calculated spectral weight distribution below and above the chemical potential  $\mu$ , *i.e.* the lower and upper Hubbard bands compare reasonably well with the PES and oxygen K-edge absorption data, respectively, though one should keep in mind that the temperature used in the theoretical calculation was rather high compared to that of the experiments. We observe that the spectral function below  $\mu$  is dominated totally by

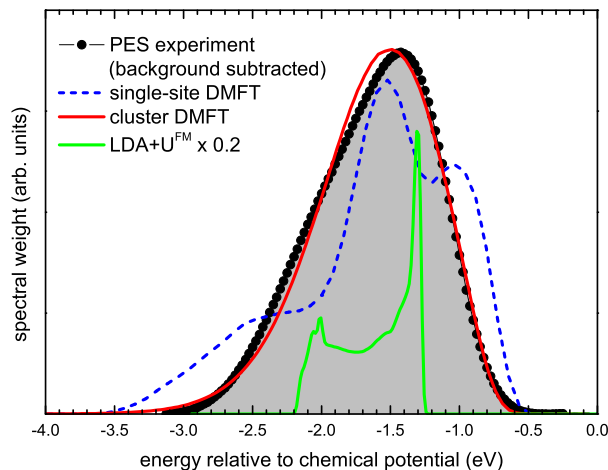


**Figure 2.** Comparison of the cluster-DMFT spectral function (full line) with angle integrated photoemission data (blue solid dots) and oxygen K-edge absorption spectrum (red open dots). The experimental spectra have been aligned in energy position and intensity to the theoretical spectrum.

the  $d_{xy}$ -like contribution with a 99% occupancy, consistent with polarization-dependent optical spectroscopy[8] and ARPES[14] experiments. Note that our calculations do not show any shape for the observed empty  $e_g$  states since these bands were not explicitly considered in the cluster-DMFT calculations. They were downfolded and included only as tails of the  $t_{2g}$  NMTO Wannier orbitals and may be responsible for the slightly larger width of the calculated upper Hubbard band compared to the  $t_{2g}$  peak of the XAS spectrum.

In Fig. 3, we present a comparison of the cluster-DMFT with the single-site DMFT results[12]. Both calculations were performed within the same NMTO basis and considering the same QMC impurity solver. We notice improvement of the present results with respect to the single-site DMFT results. This may emphasize once more the importance of including dynamical Ti-Ti intersite correlations for the description of the spectral properties of  $\text{TiOCl}$ . For comparison, we also show the spectra obtained from LDA+U calculations which has a much narrower width as has been already stressed in Ref. [14].

While the accordance between theory and experiment turn out to be reasonably good as we have shown above, there are a few sources of improvement, which are all related to the computer feasibility of the calculations and are out of the scope of the present work. i) The presented results were performed at quite high temperatures and with moderate numbers of QMC sweeps and time-slices steps regarding the QMC impurity solver. Calculations at lower temperatures are expected to provide a better resolution of the results. In particular, it will be necessary to check the



**Figure 3.** Comparison of cluster-DMFT, single-site DMFT spectral functions and LDA+U results[12] with photoemission. To facilitate better comparison between experimental and theoretical lineshapes an inelastic background has been subtracted from the photoemission spectrum. All spectra are aligned to the same first order moment and scaled to the same integrated weight. The absolute energy scale refers to that of experiment.

temperature dependence of the spectra which is at the moment beyond our capability. ii) Consideration of larger supercells is expected to distinguish between the odd/even and even/even arrangements as well as in-phase/out-of-phase patterns and may provide a clue of the possible bilayer frustration present in this system. iii) In order to be both computer realistic and manageable, we have used the NMTO  $t_{2g}$  Wannier functions for a low-energy subset of LDA bands, while in the actual case there are also O and Cl- $p$  dominated bands and also higher lying Ti- $e_g$  states. The influence of the Cl and O- $p$ -like bands (and also Ti- $e_g$  bands) has been considered implicitly in the construction of the  $t_{2g}$  Wannier functions which take care of the hybridization effects coming from Cl and O- $p$ -like bands (see Fig. 3 in Ref. [2]), but they have not been considered explicitly. In principle, one should therefore carry out calculations involving O and Cl- $p$  bands too, which is an extremely computer intensive job and not possible to carry out in the present framework.

## 5. Conclusions

- By means of cluster-DMFT calculations implemented in the NMTO Wannier function basis, we have shown that the Ti-Ti intersite correlations in  $\text{TiOCl}$  play an important role for the proper description of photoemission and O K-edge XAS spectra. Although our calculations were limited by the computer feasibility, the improvement of the value of the optical gap and the overall comparison of the theoretical spectra with the



experimental one indicates the significant role of the off-site, intra-dimer correlations. The present results suggest that the nature of fluctuations observed in a large variety of experiments[5, 10] may be governed by correlated Ti-Ti dimers, existing up to rather high temperatures.

*Acknowledgments* - The authors gratefully acknowledge support by the Deutsche Forschungsgemeinschaft through FOR412 and SFB/TRR49 and CL 124/6-1 grants. TSD thanks the MPI-partnergroup program for collaboration and Swarnajayanti project for the financial support. The authors would like to thank A. Poteryaev for useful discussions and setting up of the cluster-DMFT code. The MUSTANG endstation at BESSY was supported through BMBF 05 KS4OC1/3.

- [1] Seidel A, Marianetti C A, Chou F C, Ceder G, and Lee P A, 2003 Phys. Rev. B **67**, 020405.
- [2] Saha-Dasgupta T, Valentí R, Rosner H and Gros C, Europhys. Lett. **67**, 63 (2004).
- [3] Lemmens P, Choi K, Valentí R, Saha-Dasgupta T, Abel E, Lee Y S and Chou F C, New Jour. Phys. **2**, 74 (2005).
- [4] van Smaalen S, Palatinus L, and Schönleber A, Phys. Rev. B **72**, 020105(R) (2005).
- [5] Lemmens P, Choi K Y, Caimi G, Degiorgi L, Kovaleva N N, Seidel A, and Chou F C, Phys. Rev. B **70**, 134429 (2004).
- [6] Estimation of the temperature range at which the orbital fluctuations should occur corresponds to temperatures much higher than room temperature (Pisani L, Valentí R, unpublished data).
- [7] Shaz M, van Smaalen S, Palatinus L, Hoinkis M, Klemm M, Horn S, and Claessen R, Phys. Rev. B **71**, 100405 (2005).
- [8] Rückamp R, Baier J, Kriener M, Haverkort M W, Lorenz T, Uhrig G S, Jongen L, Möller A, Meyer G, and Grüninger M, Phys. Rev. Lett. **95**, 097203 (2005).
- [9] Pisani L and Valentí R, Phys. Rev. B **71**, 180409 (2005).
- [10] Hemberger J, Hoinkis M, Klemm M, Sing M, Claessen R, Horn S, and Loidl A, Phys. Rev. B **72**, 012420 (2005).
- [11] Abel E T, Matan K, Chou F C, Isaacs E D, Moncton D E, Sinn H, Alatas A, Lee Y S, arXiv:0708.0717 (2007).
- [12] Saha-Dasgupta T, Lichtenstein A, and Valentí R, Phys. Rev. B **71**, 153108 (2005).
- [13] Craco L, Laad M S, Müller-Hartmann E, J. Phys.: Condens. Matter **18**, 10943 (2006).
- [14] Hoinkis M., Sing M., Schäfer J., Klemm M., Horn S., Benthien H., Jeckelman E., Saha-Dasgupta T., Pisani L., Valentí R. and Claessen R., Phys. Rev. B **72**, 125127 (2005).
- [15] Bolech C J, Kancharla S S, and Kotliar G, Phys. Rev. B **67**, 075110 (2003).
- [16] Andersen O K and Saha-Dasgupta T, Phys. Rev. B **62**, R16219 (2000) and references therein.
- [17] For a detailed account see Pisani L., Jeschke H. O., Saha-Dasgupta T., Valentí R., *unpublished*.
- [18] Rückamp R, Benckiser E, Haverkort M, Roth H, Lorenz T, Freimuth A, Jongen L, Möller A, Meyer G, Reutler P, Buchner B, Revcolevschi A, Cheong S., Sekar C, Krabbes G, and Grüninger M, New Jour. Phys., **7**, 144 (2005).
- [19] The approximation of the Hubbard-Hund type, without inclusion of spin-flip terms was made for technical reasons. This is, however, justified by the facts that  $J$  is not large and that this term is relevant only for spins in different orbitals, while it is found that in the case of  $TiOCl$  one orbital is dominantly occupied.
- [20] Pavarini E, Biermann S, Poteryaev A, Lichtenstein A, Georges A, and Andersen O K, Phys. Rev. Lett. **92**, 176403 (2004).
- [21] Poteryaev A and Lichtenstein A, LDA+DMFT package.
- [22] Biermann S, Poteryaev A, Lichtenstein A, and Georges A, Phys. Rev. Lett. **94**, 026404 (2005).

- [23] Poteryaev A, Lichtenstein A and Kotliar G, Phys. Rev. Lett. **93**, 086401 (2004).
- [24] In the case of the two-site cluster problem, the set of k-points will be  $k = 0, \pi$ .
- [25] Jarrell M, Gubernatis J E, Phys. Rep. **269**, 133 (1996).
- [26] Maule C H, Tothill J N, Strange P, and Wilson J A, J. Phys.C: Solid State Phys. **21**, 2153 (1988).