

Analytical Study of Electronic Structure in Armchair Graphene Nanoribbons

Huaxiu Zheng,¹ Zhengfei Wang,² Tao Luo,² Qinwei Shi,^{2,*} and Jie Chen^{1,†}

¹*Electrical and Computer Engineering, University of Alberta, AB T6G 2V4, Canada*

²*Hefei National Laboratory for Physical Sciences at Microscale, University of Science and Technology of China, Hefei, Anhui 230026, People's Republic of China*

We present the analytical solution of the wavefunction and energy dispersion of armchair graphene nanoribbons (GNRs) based on the tight-binding approximation. By imposing hard-wall boundary condition, we find that the wavevector in the confined direction is discretized. This discrete wavevector serves as the index of different subbands. Our analytical solutions of wavefunction and associated energy dispersion reproduce the numerical tight-binding results and the solutions based on the $\mathbf{k} \cdot \mathbf{p}$ approximation. In addition, we also find that all armchair GNRs with edge deformation have energy gaps, which agrees with recently reported first-principles calculations.

PACS numbers: 73.61.Wp, 73.20.At

I. INTRODUCTION

Graphene, as a promising candidate of future nano-electronic components, has recently attracted intensive research attention.^{1,2,3,4,5,6} Graphene consists of a single atomic layer of graphite, which can also be viewed as a sheet of unrolled carbon nanotube. Several anomalous phenomena ranging from half-integer quantum Hall effect, non-zero Berry's phase³, to minimum conductivity², have been observed in experiments. These unusual transport properties may lead to novel applications in carbon-based nanoelectronics. In addition, the carriers in graphene behave as massless relativistic particles with an effective 'speed of light' $c_* \approx 10^6 m/s$ within the low-energy range ($\epsilon < 0.5 eV$).³ These massless Dirac fermions in graphene manifest various quantum electrodynamics (QED) phenomena in the low energy range such as Klein paradox phenomenon.⁶ Ribbons with a finite width of graphene, referred to as graphene nanoribbons (GNRs), have also been studied extensively.^{7,8,9,10,11,12,13,14} Recent experiments by using the mechanical method^{2,3} and the epitaxial growth method^{4,15} show it is possible to make GNRs with various widths.

The carbon atoms on the edge of GNRs have two typical topological shapes, namely armchair and zigzag. The analytical wavefunction and energy dispersion of zigzag nanoribbons have been derived by several research groups.^{16,17} For armchair GNRs, the analytical forms of wavefunctions within the low energy range have been worked out based on the effective-mass approximation.¹⁴ It is predicted that all zigzag GNRs are metallic with localized states on the edges,^{8,9,16,17} while armchair GNRs are either metallic or insulating, depending on their widths.^{7,8,9,10,14,16} To-date, there is no general expression of the wavefunction in armchair GNRs. In this paper, we derive a general analytical expression of wavefunction and eigen-energy in armchair GNRs applicable to various energy ranges. In part II, we focus on perfect armchair GNRs without any edge deformation and derive the energy dispersion by imposing the hard-wall boundary con-

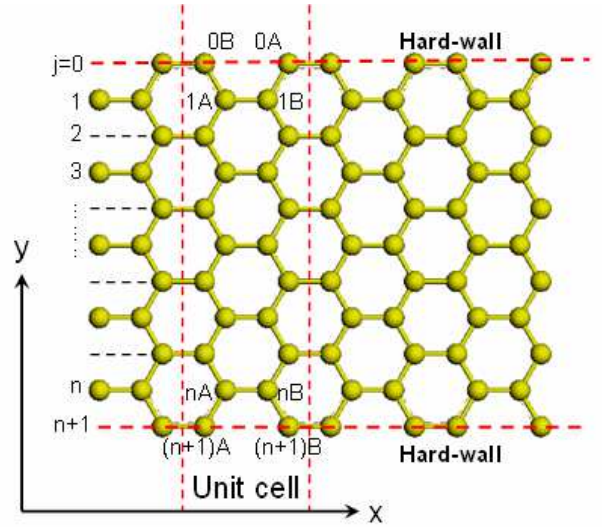


FIG. 1: (color online) Structure of an armchair graphene nanoribbon, consisting of sublattices, A and B. The width of the armchair GNR is n . Every unit cell contains n number of A and B sublattices. Two additional hard walls ($j = 0, n + 1$) are imposed on both edges.

dition. Due to the quantum confinement, the spectrum breaks into a set of subbands and the wavevector along the confined direction becomes discretized. We observe that the electronic structure of perfect armchair GNRs strongly depends on the width of the ribbon. The system, for instance, is metallic when $n = 3m + 2$ and is insulating otherwise, where m is an integer.^{7,8,9,10,14,16} Furthermore, we study the low energy electronic structure. The linear dispersion relation is observed in armchair GNRs. In part III, we evaluate the effect of deformations on the edges on the electronic structure of armchair GNRs. Calculation results based on the derived analytical wavefunction show that all armchair GNRs have nonzero energy gaps due to the variation of hopping integral near the edges. This observation is in line with the recently reported first-principle calculations.¹¹

II. PERFECT ARMCHAIR GRAPHENE NANORIBBON

The structure of armchair GNRs consists two types of sublattices A and B as illustrated in Fig. 1. The unit cell contains n A-type atoms and n B-type atoms. Based on the translational invariance, we choose plane wave basis along the x direction. Within the tight-binding model, the wavefunctions of A and B sublattices can be written as

$$\begin{aligned} |\psi\rangle_A &= \frac{1}{N_A} \sum_{x_{A_i}} \sum_{i=1}^n e^{ik_x x_{A_i}} \phi_A(i) |A_i\rangle \\ |\psi\rangle_B &= \frac{1}{N_B} \sum_{x_{B_i}} \sum_{i=1}^n e^{ik_x x_{B_i}} \phi_B(i) |B_i\rangle, \end{aligned} \quad (1)$$

where $\phi_A(i)$ and $\phi_B(i)$ are the components for A and B sublattices in the y direction, which is perpendicular to the edge. $|A_i\rangle$ and $|B_i\rangle$ are the wave functions of the p_z orbit of a carbon atom located at A and B sublattices, respectively. To solve $\phi_A(i)$ and $\phi_B(i)$, we employ the hard-wall boundary condition

$$\begin{aligned} \phi_A(0) &= \phi_B(0) = 0 \\ \phi_A(n+1) &= \phi_B(n+1) = 0. \end{aligned} \quad (2)$$

Choosing $\phi_A(i) = \phi_B(i) = \sin(\frac{\sqrt{3}q_y a}{2} i)$ and substituting them into Eq. (2), we get

$$q_y = \frac{2}{\sqrt{3}a} \frac{p\pi}{n+1}, \quad p = 1, 2, \dots, n. \quad (3)$$

q_y is the discretized wavevector in the y direction and $a = 1.42\text{\AA}$ is the bond length between carbon atoms. To obtain the normalized coefficients, N_A and N_B , we introduce the normalization condition

$${}_A \langle \psi | \psi \rangle_A = {}_B \langle \psi | \psi \rangle_B = 1.$$

It is straightforward to obtain $N_A = N_B = \sqrt{\frac{N_x(n+1)}{2}}$, where N_x is the number of unit cells along the x direction. The total wavefunction of the system can be constructed by the linear combination of ψ_A and ψ_B

$$\begin{aligned} |\psi\rangle &= C_A \left(\sqrt{\frac{2}{N_x(n+1)}} \sum_{x_{A_i}} \sum_{i=1}^n e^{ik_x x_{A_i}} \sin\left(\frac{\sqrt{3}q_y a}{2} i\right) |A_i\rangle \right) \\ &+ C_B \left(\sqrt{\frac{2}{N_x(n+1)}} \sum_{x_{B_i}} \sum_{i=1}^n e^{ik_x x_{B_i}} \sin\left(\frac{\sqrt{3}q_y a}{2} i\right) |B_i\rangle \right). \end{aligned} \quad (4)$$

Under the tight binding approximation, the Hamiltonian of the system is

$$H = \sum_i \varepsilon_i |i\rangle \langle i| - t_{i,j} \sum_{\langle i,j \rangle} (|i\rangle \langle j|), \quad (5)$$

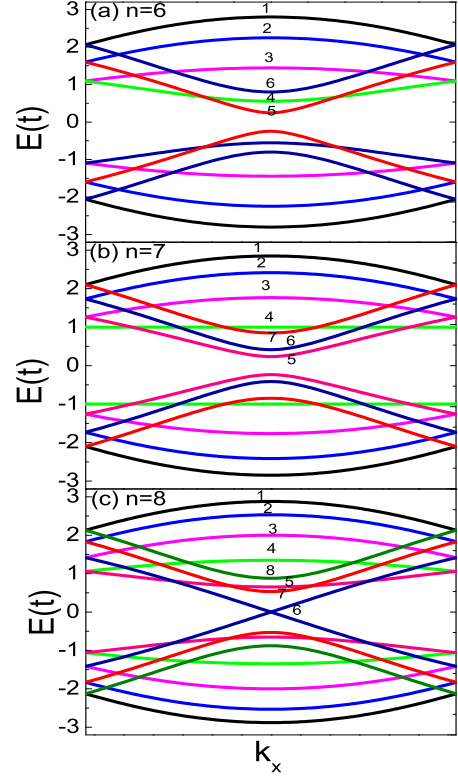


FIG. 2: (color online) Electronic structures of perfect armchair GNRs with various widths, (a) $n=6$ (b) 7 and (c) 8, respectively. The wavevector is normalized based on the primitive translation vector of individual GNRs. The value of p for each subband is labeled in the figure.

where $\langle i, j \rangle$ denotes the nearest neighbors.

In perfect armchair GNRs, we set $t_{i,j} = t$ and $\varepsilon_i = \varepsilon$. By Substituting Eq. (4) and Eq. (5) into the Schrodinger equation, we can easily obtain the following matrix expression:

$$\begin{pmatrix} \varepsilon & \mu \\ \mu^* & \varepsilon \end{pmatrix} \begin{pmatrix} C_A \\ C_B \end{pmatrix} = E \begin{pmatrix} C_A \\ C_B \end{pmatrix}, \quad (6)$$

where $\mu = {}_A \langle \psi | H | \psi \rangle_B = t(2e^{ik_x \frac{a}{2}} \cos(\frac{\sqrt{3}a}{2} q_y) + e^{-ik_x a})$. Solving Eq. (6), we get the energy dispersion and wavefunction as

$$E = \varepsilon \pm |\mu|,$$

$$|\psi\rangle_{\pm} = \frac{\sqrt{2}}{2} (|\psi\rangle_A \pm \sqrt{\frac{\mu^*}{\mu}} |\psi\rangle_B). \quad (7)$$

Here, \pm denotes the conduction and valance bands, respectively. $-\frac{\pi}{2} \leq \frac{3k_x a}{2} \leq \frac{\pi}{2}$ is required within the first Brillouin zone. These results are valid for various energy ranges.

Fig. 2 shows the energy dispersion for perfect armchair GNRs with width $n = 6, 7$ and 8. Here, we set $\varepsilon = 0$.

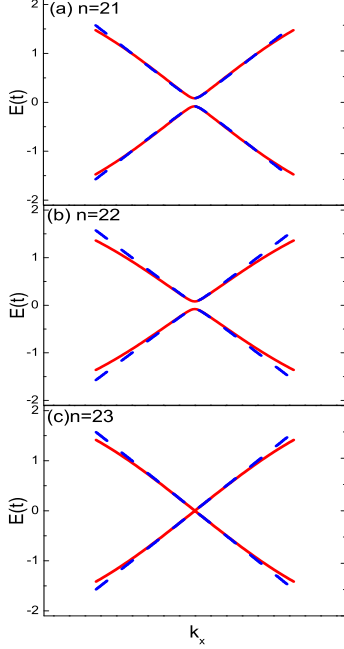


FIG. 3: (color online) The first conduction and valence bands within the first Brillion zone: exact solutions from Eq. (7) (red solid line) and low-energy approximation from Eq. (10) (blue dash line) for armchair GNRs with various widths, (a) $n = 21$ (b) $n = 22$ (c) $n = 23$, respectively. The wavevector is normalized based on the primitive translation vector of individual GNRs.

The results are the same as those obtained by using the numerical tight-binding method. The electronic structures of armchair GNRs depend strongly on their widths. When $n = 8$, the lowest conduction band and the upmost valence band touch at the Dirac point, which leads to the metallic behavior of $n = 8$ armchair GNRs. Armchair GNRs, however, are insulating when $n = 6$ and $n = 7$. Armchair GNRs with the width of $n = 3m + 2$ (m is an integer) are generally metallic and otherwise are insulating.^{8,14} In addition, we observe several interesting features in the band structures of armchair GNRs.

(i) If $n=7$, a flat conduction/valence band ($p = 4$) exists as shown in Fig. 2 (b). Such a flat band generally corresponds to $\frac{p\pi}{n+1} = \frac{1}{2}$ or equivalently $\cos \frac{p\pi}{n+1} = 0$. The energy dispersion becomes independent of k_x and the eigen-energy always equals $\pm|t|$. Flat band, in general, exists only when n is odd.

(ii) The subbands can be labeled by the quantum number p . Combined with the wave number k_x along the x direction, the quantum number p can be used to define the chirality of the electrons in quasi-1D graphene ribbons similar to that in 2D graphene. To identify different subbands, we need the quantum number p_i of the i th conduction/valence band. Here, the definition of the

sequence of subbands is referred to as the value of eigen-energy, E_C , in the center of first Brillion zone ($k_x = 0$),

$$E_C = \pm t \left| 2 \cos \frac{p\pi}{n+1} + 1 \right|. \quad (8)$$

For the metallic armchair GNRs with width $n = 3m + 2$ when $\frac{p\pi}{n+1} = \frac{2\pi}{3}$ or equivalently $p = 2m + 2$, the energy gap between conduction and valence bands is zero. Therefore, $p_1 = 2m + 2$ corresponds to the first conduction/valence band in $n = 3m + 2$ GNRs. For the second conduction/valence bands, E_C should have the minimal nonzero value compared to the third or even higher band. After analyzing the value of E_C , we find that $p_2 = 2m + 3$, $p_3 = 2m + 1$ for metallic armchair GNRs ($n = 3m + 2$). By similar analysis, for $n > 10$, we can obtain $p_1 = 2m + 1$, $p_2 = 2m$, $p_3 = 2m + 2$ for $n = 3m$ armchair GNRs and $p_1 = 2m + 1$, $p_2 = 2m + 2$, $p_3 = 2m$ for $n = 3m + 1$ armchair GNRs, respectively. For all subbands, there is no general rule of the subband index p .

(iii) Lots of research interest have been focusing on the energy dispersion and wavefunction of 2D graphene and 1D GNRs within the low-energy range.^{3,11,14} Low-energy electrons behaves as massless relativistic particles in a 2D infinite graphene system.^{1,2,3,6,14} Whether electrons keep their relativistic property when they are confined in quasi-1D graphene nanoribbons is an interesting issue. In what follows, we will focus on the expansion of our analytical expressions to the low energy limit. When $\frac{p\pi}{n+1} \rightarrow \frac{2}{3}\pi$ and $\frac{3k_x a}{2} \rightarrow 0$, we rewrite the eigenenergy in Eq. (7) as

$$E \approx \pm \frac{3}{2}at \sqrt{k_x^2 + \tilde{q}_y^2} \approx \pm \hbar v_F k, \quad (9)$$

where $\tilde{q}_y(p) = \frac{2}{\sqrt{3}a}(\frac{p\pi}{n+1} - \frac{2}{3}\pi)$, p is the subband index. This low energy expansion generates the $E \propto k$ linear dispersion, with Fermi velocity $v_F \approx 10^6 \text{ m/s}$. This expression reproduces the result of $\mathbf{k} \cdot \mathbf{p}$ approximation.¹⁴ Note that the wavevector in the confined direction (\tilde{q}_y) is discretized, corresponding to different subbands. What is worthy mentioning is that this energy dispersion works well only at the low-energy limit. By substituting the value of p_1 into Eq. (9), we get the low energy expansion of the first conduction/valence band for armchair GNRs as

$$\begin{aligned} E_1(3m) &\stackrel{k_x \rightarrow 0}{\approx} \pm \frac{3}{2}at \sqrt{k_x^2 + \left(\frac{2\pi}{3\sqrt{3}(3m+1)a}\right)^2} \\ E_1(3m+1) &\stackrel{k_x \rightarrow 0}{\approx} \pm \frac{3}{2}at \sqrt{k_x^2 + \left(\frac{2\pi}{3\sqrt{3}(3m+2)a}\right)^2} \\ E_1(3m+2) &\stackrel{k_x \rightarrow 0}{\approx} \pm \frac{3at}{2}k_x. \end{aligned} \quad (10)$$

Fig. 3 shows the quality of low energy approximation. For large width armchair GNRs, low energy approximation seems work well except the edge of first Brillion Zone.

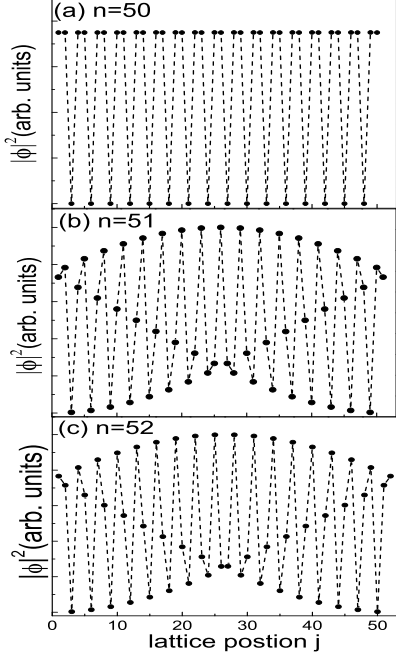


FIG. 4: Local density of the states in the first conduction/valence band at $k_x = 0$ for armchair GNRs with various widths, (a) $n=50$ (b) $n = 51$ and (c) $n = 52$, respectively. (These values of n are so chosen to match the results in reference¹⁴)

As the width gets larger, the quantum confinement due to the edge becomes less important and the 1D nanoribbons tend to behave like 2D graphene. For large n , as expected, the band structure generates the linear dispersion relationship, $E \propto k_x$, in the low-energy limit.

In addition, from the expression of wavefunction, we also obtain the local density of electronic states in perfect armchair GNRs, $P_A(i) = P_B(i) \propto \sin^2(\frac{p\pi}{n+1}i)$. Fig. 4 shows the squared wave functions of the lowest conduction band at the center of first Brillion Zone. Note that Fig. 4(a) and (c) reproduce the results of the $\mathbf{k} \cdot \mathbf{p}$ approximation.¹⁴ The state density oscillates as a function of the lattice position. The oscillation period is related to $\frac{n+1}{p}$. For $n = 3m+2$ armchair GNRs, the oscillation period is just 3, which is shown clearly in Fig. 4(a). For $n = 3m, 3m+1$ armchair GNRs, we should write $\frac{n+1}{p}$ into an irreducible form $\frac{\alpha}{\beta}$. The oscillation period then equals α , which is the numerator of the irreducible form of $\frac{n+1}{p}$. To match the results presented in¹⁴, we choose $n = 51$ and $n = 52$ as an example. We get $i = 51$ and $i = 52$, respectively. As shown in Fig. 4(b) and (c), the oscillation period of state density for $n = 51$ and $n = 52$ armchair GNRs equals their width.

III. ENERGY GAP AND WAVEFUNCTION FOR EDGE-DEFORMED GNRs

Because every atom on the edge has one dangling bond unsaturated, the characteristics of the $C-C$ bonds at the edges can change GNRs' electronic structure dramatically.^{10,19} To determine the band gaps of GNRs on the scale of nanometer, edge effects should be considered carefully. The change of edge bonds length and angle can lead to considerable variations of electronic structure, especially within the low energy range.^{11,12} In previously reported work, the edge carbon atoms of GNRs are all passivated by hydrogen atoms or other kinds of atoms/molecules.^{10,11,12,14,19} The bonds between hydrogen and carbon are different from those $C-C$ bonds. Accordingly, the transfer integer of the $C-H$ bonds and on-site energy of carbon atoms at the edges are expected to differ from those in the middle of GNRs. The bond lengths between carbon atoms at the edges are predicted to vary about 3% – 4% when hydrogenated.¹¹ Correspondingly, the hopping integral increases about 12% extracted from the analytical tight binding expression.^{11,18} To evaluate the effect of various kinds of edge deformation, we carried out general theoretical calculation and analysis with our analytical solution of armchair GNRs. In general, we can set the variation of the transfer integer and on-site energy as $\delta t_{i,j}$, ε_i for the i th A-type or B-type carbon atom in the unit cell. The Hamiltonian of the GNRs with deformation on the edge can be rewritten as

$$H = \varepsilon_i \sum_i |i\rangle \langle i| - \sum_{\langle i,j \rangle} (t + \delta t_{i,j}) |i\rangle \langle j| \quad (11)$$

It is readily to obtain the energy dispersion and wavefunction by solving the Schrodinger equation

$$E = \gamma \pm |\mu + \delta\mu|$$

$$|\psi\rangle_{\pm} = \frac{\sqrt{2}}{2} (|\psi\rangle_A \pm \sqrt{\frac{(\mu + \delta\mu)^*}{\mu + \delta\mu}} |\psi\rangle_B), \quad (12)$$

where $\gamma = \frac{2}{n+1} \sum_{i=1}^n \varepsilon_i \sin^2(\frac{p\pi}{n+1}i)$ is the energy shift originating from the variation of on-site energy, while the energy shift from the hopping integral variation is

$$\begin{aligned} \delta\mu = & -\frac{2t}{n+1} \sum_{i=1}^n [\delta t_{i(A)i(B)} \sin^2(\frac{p\pi}{n+1}i) e^{-ik_x a} \\ & + \delta t_{i(A)i-1(B)} \sin(\frac{p\pi}{n+1}i) \sin(\frac{p\pi}{n+1}(i-1)) e^{\frac{ik_x a}{2}} \\ & + \delta t_{i(A)i+1(B)} \sin(\frac{p\pi}{n+1}i) \sin(\frac{p\pi}{n+1}(i+1)) e^{\frac{ik_x a}{2}}]. \end{aligned} \quad (13)$$

Such a general expression could include various kinds of edge deformations, ranging from the quantum confinement effect due to the finite width, to the effect of saturated atoms or molecules attached to edge carbon atoms. This result shows that the deformation leads to a considerable deviation of the energy dispersion relation and wavefunction of the deformed system from those in perfect armchair GNRs. The local state density on both kinds of sublattices, however, remains the same as that in perfect armchair GNRs. The reason is that the wavefunctions of sublattices A and B change their relative phases, but keep the magnitudes unchanged. The variations from both the on-site energy and hopping integral contribute to the energy shift, while, the change of on-site energy has no contribution to the wavefunction as shown in Eq. (8). To verify our findings, we reproduce the energy gap observed in the recent work¹¹ by considering only the variation of hopping integrals of the bonds on the edges ($\delta t_{11} = \delta t_{nn} = \delta t$, others equals zero). The corresponding energy gaps for different width ribbons are as follows:

$$\begin{aligned}\Delta_{3m} &= \Delta_{3m}^0 - \frac{8\delta t}{3m+1} \sin^2 \frac{m\pi}{3m+1}, \\ \Delta_{3m+1} &= \Delta_{3m+1}^0 + \frac{8\delta t}{3m+2} \sin^2 \frac{(m+1)\pi}{3m+2}, \\ \Delta_{3m+2} &= \Delta_{3m+2}^0 + \frac{2\delta t}{m+1},\end{aligned}\quad (14)$$

where Δ_{3m} , Δ_{3m+1} and Δ_{3m+2} are the energy gaps of perfect armchair GNRs. Their values can be extracted from Eq.(8): $2t \left| 2 \cos \frac{(2m+1)\pi}{3m+1} + 1 \right|$, $2t \left| 2 \cos \frac{(2m+1)\pi}{3m+2} + 1 \right|$ and 0. This result suggests all armchair graphene ribbons with edge deformation have nonzero energy gaps and are insulating correspondingly.

IV. CONCLUSION

In this paper, we study the electronic states of armchair GNRs analytically. By imposing the hard-wall boundary condition, we find the analytical solution of wavefunction and energy dispersion in armchair GNRs based on the tight-binding approximation. Our results reproduce the numerical tight-binding calculation results and the solutions using the effective-mass approximation. We also derive the low-energy approximation of the energy dispersion, which matches the exact solution except for the edge of first Brillion zone. The linear energy dispersion is observed in armchair GNRs in the low energy limit. In addition, we also evaluate the impact of the edge deformation on GNRs and derive a general expression of wavefunction and energy dispersion. We can reproduce the energy gap for hydrogenated armchair GNRs presented in¹¹. When we consider the edge deformation, all armchair GNRs have nonzero energy gaps and thus are insulating. Overall, the derived analytical form of the wavefunction can be used to quantitatively investigate and predict various properties in armchair graphene ribbons.

ACKNOWLEDGMENT

This work is partially supported by the National Natural Science Foundation of China under Grant no.10274076 and by National Key Basic Research Program under Grant No.2006CB0L1200. Jie Chen would like to acknowledge the funding support from the Discovery program of Natural Sciences and Engineering Research Council of Canada (No. 245680). We also would like to thank Nathanael Wu and Stephen Thornhill for their assistance with the finalization of this paper.

* Corresponding author. E-mail: phsqw@ustc.edu.cn

† Corresponding author. E-mail: jchen@ece.ualberta.ca

¹ K. S. Novoselov, A. K. Geim, S. V. Morozov, D. Jiang, Y. Zhang, S. V. Dubonos, I. V. Grigorieva, and A. A. Firsov, *Science* **306**, 666 (2004).

² K. S. Novoselov, A. K. Geim, S. V. Morozov, D. Jiang, M. I. Katsnelson, I. V. Grigorieva, S. V. Dubonos and A. A. Firsov, *Nature* **438**, 197 (2005).

³ Yuanbo Zhang, Yan-Wen Tan, Horst L. Stormer, and Philip Kim, *Nature* **438**, 201 (2005).

⁴ Claire Berger, Zhimin Song, Xuebin Li, Xiaosong Wu, Nate Brown, Cécile Naud, Didier Mayou, Tianbo Li, Joanna Hass, Alexei N. Marchenkov, Edward H. Conrad, Phillip N. First and Walt A. de Heer, *Science* **312**, 1191 (2006).

⁵ Taisuke Ohta, Aaron Bostwick, Thomas Seyller, Karsten Horn and Eli Rotenberg, *Science* **313**, 951 (2006).

⁶ M. I. Katsnelson, K. S. Novoselov, A. K. Geim, *Nature* **2**, 620 (2006).

⁷ M. Fujita, K. Wakabayashi, K. Nakada, K. Kusakabe, *J. Phys. Soc. Jpn* **65**, 1920 (1996).

⁸ K. Nakada, M. Fujita, G. Dresselhaus, M. S. Dresselhaus,

Phys. Rev. B **54**, 17954 (1996).

⁹ K. Wakabayashi, M. Fujita, H. Ajiki, M. Sigrist, *Phys. Rev. B* **59**, 8271 (1999).

¹⁰ M. Ezawa, *Phys. Rev. B* (73), 045432 (2006).

¹¹ Y.-W. Son, M. L. Cohen and S. G. Liou, *Phys. Rev. Lett.* (97), 216803 (2006).

¹² Y.-W. Son, M. L. Cohen and S. G. Liou, *Nature (London)*(444), 347 (2006).

¹³ Y. Miyamoto, K. Nakada, M. Fujita, *Phys. Rev. B* **59**, 9858 (1999).

¹⁴ L. Brey and H. A. Fertig, *Phys. Rev. B* (73), 235411 (2006).

¹⁵ C. Berger et al., *J. Phys. Chem. B* (108), 19912 (2004).

¹⁶ Ken-ichi SASAKI, Shuichi MURAKAMI and Riichiro SAITO, *J. Phys. Soc. Jpn.* **75** (2006) 074713.

¹⁷ K. Sasaki, S. Murakami and R. Saito, *Appl. Phys. Lett.* (88), 113110 (2006).

¹⁸ D. Porezag et al., *Phys. Rev. B* (51), 12947 (1995).

¹⁹ T. Kawai, Y. Miyamoto, O. Sugino, and Y. Koga, *Phys. Rev. B* (62), R16349 (2000).