

The Mode-Coupling Theory of the Glass Transition

Walter Kob¹

Institute of Physics, Johannes Gutenberg-University, Staudinger Weg 7,
D-55099 Mainz, Germany

We give a brief introduction to the mode-coupling theory of the glass transition, a theory which was proposed a while ago to describe the dynamics of supercooled liquids. After presenting the basic equations of the theory, we review some of its predictions and compare these with results of experiments and computer simulations. We conclude that the theory is able to describe the dynamics of supercooled liquids in remarkably great detail.

The dynamics of supercooled liquids and the related phenomenon of the glass transition has been the focus of interest for a long time [1]. The reason for this is the fact, that if a glass former is cooled from its melting temperature to its glass transition temperature T_g , it shows an increase of its relaxation time by some 14 decades without a significant change in its structural properties, which in turn poses a formidable and exciting challenge to investigate such a system experimentally as well as theoretically. Despite the large efforts that have been undertaken to study this dramatic growth in relaxation time, even today there is still intense dispute on what the underlying mechanisms for this increase actually is. Over the course of time many different theories have been put forward, such as, to name a few popular ones, the entropy theory by Adams, Gibbs and Di Marzio [2], the coupling-model proposed by Ngai [3], or the mode-coupling theory (MCT) by Götze and Sjögren [4]. The approach by which these theories explain the slowing down of the supercooled liquid with decreasing temperature differs radically from case to case. In the entropy theory it is assumed, e.g., that the slowing down can be understood essentially from the thermodynamics of the system, whereas MCT puts forward the idea that at low temperatures the nonlinear feedback mechanisms in the microscopic dynamics of the particles become so strong that they lead to the structural arrest of the system.

One of the most outstanding advantages of MCT over the other theories of the glass transition is the fact that it offers a wealth of predictions, some of which are discussed below, that can be tested in experiments or computer simulations.

¹ Electronic mail: kob@moses.physik.uni-mainz.de

http://www.cond-mat.physik.uni-mainz.de/~kob/home_kob.html

To appear in *Experimental and Theoretical Approaches to Supercooled Liquids: Advances and Novel Applications* Eds.: J. Fourkas, D. Kivelson, U. Mohanty, and K. Nelson (ACS Books, Washington, 1997)

This, and its noticeable success, are probably the main reason why this theory has attracted so much attention in the last ten years. This is in contrast to most other theories which make far fewer predictions and for which it is therefore much harder to be put on a solid experimental foundation. This abundance of theoretical predictions has, of course, its price, in that MCT is a relatively complex theory. Therefore it is not surprising that doing *quantitative* calculations within the framework of MCT is quite complicated, although it is remarkable that the theory gives well defined prescriptions how such calculations have to be carried out and for simple models such computations have actually been done.

The goal of this article is to give a brief introduction to the physical background of MCT, then to review some of the main predictions of the theory and to illustrate these by means of results from experiments and computer simulations. In the final section we will discuss a few recent developments of the theory and offer our view on what aspect of the dynamics of supercooled liquids can be understood with the help of MCT.

Mode-Coupling Theory: Background and Basic Equations

In this section we give some historical background of the work that led to the so-called mode-coupling equations, the starting point of MCT. Then we present these equations and some important special cases of them, the so-called schematic models.

In the seventies a considerable theoretical effort was undertaken in order to find a correct quantitative description of the dynamics of dense simple liquids. By using mode-coupling approximations [5], equations of motion for density correlation functions, described in more detail below, were derived and it was shown that their solutions give at least a semi-quantitative description of the dynamics of simple liquids in the vicinity of the triple point. In particular it was shown that these equations give a qualitatively correct description of the so-called cage effect, i.e. the phenomenon that in a dense liquid a tagged particle is temporarily trapped by its neighbors and that it takes the particle some time to escape this cage. For more details the reader is referred to Refs. [6] and references therein.

A few years later Bengtzelius, Götze and Sjölander (BGS) simplified these equations by neglecting some terms which they argued were irrelevant at low temperatures [7]. They showed that the time dependence of the solution of these simplified equations changes discontinuously if the temperature falls below a critical value T_c . Since this discontinuity was accompanied by a diverging relaxation time of the time correlation functions, this singularity was tentatively identified

with the glass transition.

Let us be more specific: The dynamics of liquids is usually described by means of $F(\vec{q}, t)$, the density autocorrelation function for wave vector \vec{q} , which is defined as:

$$F(\vec{q}, t) = \frac{1}{N} \langle \delta \rho^*(\vec{q}, t) \delta \rho(\vec{q}, 0) \rangle \quad \text{with} \quad \rho(\vec{q}, t) = \sum_{j=1}^N \exp(i\vec{q} \cdot \vec{r}_j(t)), \quad (1)$$

where N is the number of particles and $\vec{r}_j(t)$ is the position of particle j at time t . The function $F(\vec{q}, t)$, which is also called intermediate scattering function, can be measured in scattering experiments or in computer simulations and is therefore of practical relevance.

For an isotropic system the equations of motion for $F(\vec{q}, t)$ can be written as

$$\ddot{F}(q, t) + \Omega^2(q) F(q, t) + \int_0^t \left[M^0(q, t - t') + \Omega^2(q) m(q, t - t') \right] \dot{F}(q, t') dt' = 0 \quad . \quad (2)$$

Here $\Omega(q)$ is a microscopic frequency, which can be computed from the structure factor $S(q)$ via $\Omega^2(q) = q^2 k_B T / (m S(q))$ (m is the mass of the particles and k_B Boltzmann's constant), the kernel $M^0(q, t)$ describes the dynamics at short times and gives the only relevant contribution to the integral at temperatures in the vicinity of the triple point, whereas the kernel $m(q, t)$ becomes important at temperatures where the system is strongly supercooled. If we assume that $M^0(q, t)$ is sharply peaked at $t = 0$, and thus can be approximated by a δ -function, $M^0(q, t) = \nu(q) \delta(t)$, we recognize from Eq. (2) that the equation of motion for $F(q, t)$ is the same as the one of a damped harmonic oscillator, but with the additional complication of a retarded friction which is proportional to $m(q, t)$.

It has to be emphasized that these equations of motion are *exact*, since the kernels $M^0(q, t)$ and $m(q, t)$ have not been specified yet. In the approximations of the *idealized* version of mode-coupling theory, the kernel $m(q, t)$ is expressed as a quadratic form of the correlation functions $F(q, t)$, i.e. $m(q, t) = \sum_{\vec{k} + \vec{p} = \vec{q}} V(\vec{q}; \vec{k}, \vec{p}) F(k, t) F(p, t)$, where the vertices $V(\vec{q}; \vec{k}, \vec{p})$ can be computed from $S(q)$. With this approximation one therefore arrives at a closed set of coupled equations for $F(q, t)$, the so-called mode-coupling equations, whose solutions thus give the full time dependence of the intermediate scattering function. These are the above mentioned equations that were proposed and studied by BGS [7]. It is believed that they give a correct (self-consistent) description of the dynamics of a particle at short times, i.e. when it is still in the cage that is formed by its neighbors at time zero, and of the breaking up of this cage at long times, i.e. up to the time scales when the particle finally shows a diffusive behavior.

We also mention that in Eq. (2) the quantities $\Omega^2(q)$, $M^0(q, t)$ and $V(\vec{q}; \vec{k}, \vec{p})$ depend on temperature. This temperature dependence is assumed to be smooth

throughout the whole temperature range, an assumption which is supported by experiments and computer simulations. Thus any singular behavior in the solution of the equations of motion are due to their nonlinearity and not due to a singularity in the input parameters. Since the strength of this nonlinearity is related to the (temperature dependent) structure factor, we thus see that the relevant temperature dependence of the solution of Eq. (2) comes from the one of $S(q)$.

Due to the complexity of the mode-coupling equations their solutions can, unfortunately, be obtained only numerically. Therefore BGS made the approximation, which was proposed independently also by Leutheusser [8], that the structure factor is given by a δ -function at the wave vector q_0 , the location of the main peak in $S(q)$ [7]. With this approximation Eq. (2) is transformed into a single equation for the correlation function for q_0 , all the other equations vanish identically. By writing $\Phi(t) = F(q_0, t)/S(q_0)$ we thus obtain

$$\ddot{\Phi}(t) + \Omega^2 \Phi(t) + \nu \dot{\Phi}(t) + \Omega^2 \int_0^t m[\Phi(t-t')] \dot{\Phi}(t') dt' = 0, \quad (3)$$

where $m[\Phi]$ is a low order polynomial in Φ . Such an equation for a single (or at most very few) correlation function is called a *schematic model*. Originally it was believed that such schematic models reproduce some essential, i.e. universal, features of the full theory. In the meantime it is understood what these universal features of the full theory are. Therefore we know now, how to construct schematic models, i.e. memory kernels $m[\Phi]$, so that they reproduce the desired features of the full MCT equations.

We mentioned above that in the full mode-coupling equations the relevant temperature dependence of the equations is given by the one of the structure factor, which enters the coefficients of the quadratic form of the memory kernel $m(q, t)$. In analogy to this one therefore assumes that in the schematic models the coefficients of the polynomial $m[\Phi]$ are also temperature dependent.

Since in these simplified models the details of all the microscopic information has been eliminated they cannot be used to understand experimental data *quantitatively*. However, their greatly reduced complexity, as compared to the full equations, make them amenable to analytic investigations from which many qualitative properties of their solutions can be obtained. Thus many of the predictions of MCT stem from studying the solutions of the schematic models, work that was done in the last ten years mainly by Götze, Sjögren and coworkers. We will discuss these predictions in more detail in the next section. For the moment we just mention briefly that the analysis of the schematic models shows that if the nonlinearity, given by the memory kernel $m[\Phi(t)]$, exceeds a certain threshold, the solution of the equation does not decay to zero even at infinite times. This means that a density fluctuation that was present at time zero does not disappear even at long times, i.e. the system is no longer ergodic. Thus in this (ideal) case this

dynamic transition can be identified with the glass transition.

We mentioned earlier, that when BGS wrote down for the first time what today are called the mode-coupling equations [Eq. (2), with $m(q, t)$ given as a quadratic function of $F(q, t)$], they neglected in these equations certain terms. Later it was found that at very low temperatures these terms do become important, since they lead to a qualitatively different behavior of the time dependence of the solution of the equations of motion [9]. In particular it was shown that the above mentioned singularity in this solution disappears, i.e. that even at low temperatures all the correlation functions decay to zero at long times and that thus the system is always ergodic. Since one of the mechanisms that can lead to the relaxation of the system, and that is not taken into account by the idealized mode-coupling equations, is a process in which one particle overcomes the walls of its cage in an activated way, these processes are usually called *hopping processes*. The version of MCT in which the effects of such hopping processes are taken into account is called the *extended version* of MCT. So far, however, the investigations of such processes has been restricted to discuss solutions of mode-coupling equations in which the hopping processes have been taken into account only in a crude way, since even in these relatively simple cases the addition of one additional parameter, the strength of the hopping processes, makes the discussion of the solution quite a bit more cumbersome, as compared to the case where hopping is absent. Nevertheless, it is of course important to gain insight whether the presence of such hopping processes changes *all* the predictions of the idealized MCT or whether there are only a few which are modified, since, after all, in real materials such processes are always present. We will see in the next section to what extend the solutions of the mode-coupling equations of the idealized theory differ from the ones in which hopping processes are taken into account.

Mode-Coupling Theory: Predictions and Tests

In this section we will present some of the main predictions of MCT and compare these with the results of experiments and computer simulations of supercooled liquids. The results presented here are by no means comprehensive in that the theory makes significantly more predictions, quite a few of which have been tested in experiments or computer simulations, which we do not discuss here. For a better overview the reader is referred to the review articles [4] and the collection of articles in Ref. [10].

One of the main predictions of the idealized version of MCT is that there exists a critical temperature T_c at which the self diffusion constant D , or the inverse of the α -relaxation times τ of the correlation functions, vanishes with a power-law,

i.e.

$$D \propto \tau^{-1} \propto (T - T_c)^\gamma, \quad (4)$$

where the exponent γ is larger than 1.5. Thus one can attempt to see whether for a given system the low temperature dependence of these quantities is given by such a law. In Fig. 1 we show that for a binary Lennard-Jones system such a temperature

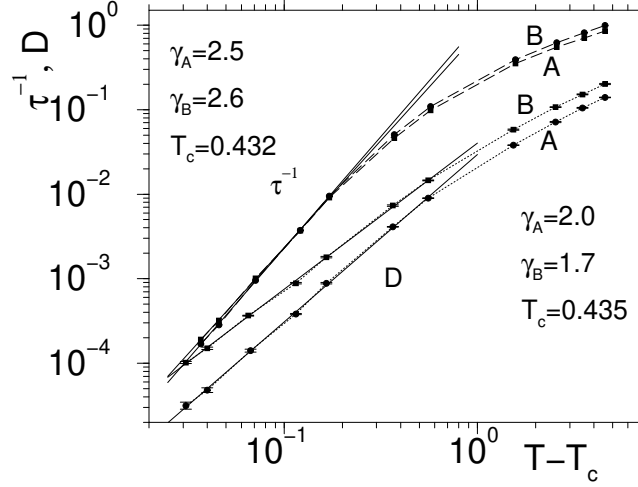


Figure 1: Temperature dependence of the diffusion constant D and the inverse relaxation times τ for the intermediate scattering function for the two types of particles (type A and type B) in a binary Lennard-Jones system. The straight lines are fits with a power-law. From Ref. [11].

dependence can indeed be found and that the critical temperature T_c is, in accordance with MCT, independent of the quantity investigated. Furthermore MCT predicts that the exponent γ should be independent of the quantity investigated. From the figure we recognize that this is reasonably well fulfilled for this system if one compares the two relaxation times or the two diffusion constants with each other, that, however, the exponents for D and τ^{-1} are definitely different. Thus this prediction of the theory does not seem to hold for this particular system.

It is very instructive to study the full time and temperature dependence of the solution of schematic models of the form given in Eq. (3), since they can be compared with the relaxation dynamics of real systems and thus allow to perform a more stringent test of the theory. In Fig. 2 we show the correlation functions for a model with $m(\Phi) = \lambda_1 \Phi + \lambda_2 \Phi^2$, with $\lambda_i > 0$, that were computed by Götze and Sjögren [12] (with no hopping processes). The different curves correspond to different values of the coupling parameters λ_i and are chosen such that their distance to the critical values decreases like $0.2/2^n$ for $n = 0, 1, \dots$ (liquid, curves A,B,C ...) and increases like $0.2/2^n$ for $n = 0, 1, \dots$ (glass, curves F', D', ...). Note that what in real systems corresponds to a change in temperature corresponds

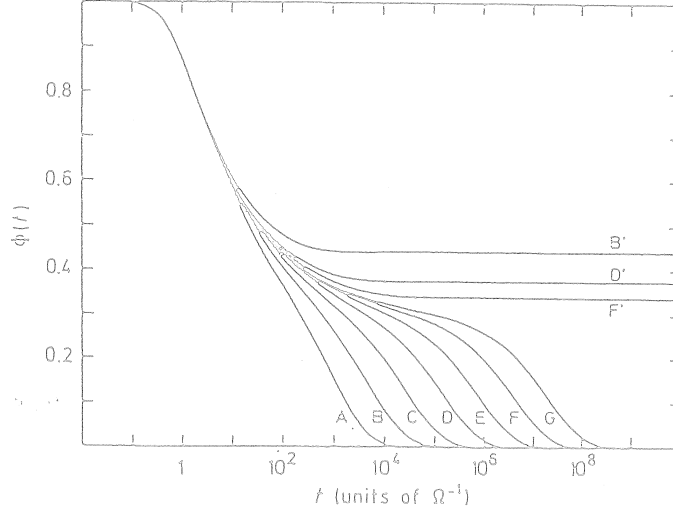


Figure 2: Time dependence of the correlation functions as computed from a schematic model without hopping processes. The different curves correspond to different values of the coupling parameters (see text for details). From Ref. [12] by permission.

in these schematic models to a change in the coupling constants λ_i . In order to simplify the language we will, however, in the following always use temperature as the quantity that is changed.

From Fig. 2 we recognize that at short times the correlation functions show a quadratic dependence on time, which is due to the ballistic motion of the particles on these time scales. For high temperatures, curve A, this relaxation behavior crosses directly over to one which can be described well by an exponential decay. If the temperature is decreased, curve D, there is an intermediate time regime, the so called β -relaxation regime, where the correlation function decays only very slowly, i.e. the Φ versus $\log(t)$ plot exhibits an inflection point. For even lower temperatures, curve G, the correlation functions show in this regime a plateau ($\log(t) \approx 5$). Only for even longer times the correlation function enters the so-called α -relaxation regime, the time window in which it finally decays to zero.

The reason for the existence of the plateau is the following: At very short times the motion of a particle is essentially ballistic. After a microscopic time the particle starts to realize that it is trapped by the cage formed by its nearest neighbors and thus the correlation function does not decay any more. Only for much longer times, towards the end of the β -relaxation, this cage starts to break up and the particle begins to explore a larger and larger volume of space. This means that the correlation function enters the time scale of the α -relaxation and resumes its decay.

The closer the temperatures is to the critical temperature T_c , the more this β -relaxation region stretches out in time and the time scale of the α -relaxation

diverges with the power-law given by Eq. (4), until at T_c the correlation function does not decay to zero any more. Upon a further lowering of the temperature the height of the plateau increases and the time scale for which it can be observed moves to *shorter* times. MCT predicts that for temperatures below T_c , this increase in the height of the plateau is proportional to $\sqrt{T_c - T}$, which was indeed confirmed by, e.g., neutron scattering experiments on a polymer glass former [13].

Apart from the existence of a critical temperature T_c , one of the most important predictions of the theory is the existence of three different relaxation processes, which we have already seen in curve G of Fig. 2. The first one is just the trivial relaxation on the microscopic time scale. Since on this time scale the microscopic details of the system are very important, hardly any general predictions can be made for this time regime. This is different for the second and third relaxation processes, the aforementioned β - and α -relaxation. For these time regimes MCT makes quite a few predictions, some of which we will discuss now. Note that the predictions, as stated below, are correct only in leading order in $\sigma = (T_c - T)/T_c$. The corrections to this asymptotic behavior have recently been worked out for the case of a hard sphere system and it was found that they can be quite significant [14]. Thus for a *quantitative* comparison between experiments and MCT, these corrections should be taken into account.

For the β -relaxation regime MCT predicts that its time scale t_σ diverges upon approach to the critical temperature T_c as

$$t_\sigma \propto |T - T_c|^{1/2a} \quad , \quad (5)$$

with $0 < a < 1/2$. Note that this type of singularity is predicted to exist *above and below* T_c . This divergent time scale can be seen in Fig. 2, in that the inflection point of the correlation function in the β -relaxation regime moves to larger times when the temperature is decreased to $T_c + 0$ and that the time it takes the correlator to reach the plateau diverges when the temperature is increased to $T_c - 0$. Light scattering experiments have shown that the divergence of the time scale of the β -relaxation, as given by Eq. (5), can indeed be found in real materials [15, 16].

Furthermore the theory predicts that in the β -relaxation regime the *factorization property* holds, by which the following is meant. If we consider a real system, as opposed to a schematic model, we have correlation functions $F(q, t)$ which correspond to different values of q , see Eq. (2). The factorization property says now that in the β -relaxation regime these space-time correlation functions can be written as

$$F(q, t) = f_c(q) + h(q)\sqrt{\sigma}g_\pm(t/t_\sigma) \quad , \quad (6)$$

where the (q -dependent) constant $f_c(q)$ is the height of the plateau, and is also called *nonergodicity parameter*, the amplitude $h(q)$ is independent of temperature and time, and the \pm in g_\pm corresponds to $\sigma \gtrless 0$. Thus the time dependence

of the correlation function enters only through the q -independent function $g_{\pm}(t)$ which is therefore, for a given system, “universal”. Equation (6) means that, in the β -relaxation regime, the time correlations are completely independent from the spatial correlation, which is in stark contrast to other types of dynamical processes such as, e.g., diffusion, where the relaxation time of a mode for wave vector q is proportional to q^{-2} .

In order to check whether for a given system the factorization property holds, one can consider the space-Fourier transform of Eq. (6) which gives $F(r, t) = f_c(r) + H(r)\sqrt{\sigma}g_{\pm}(t)$. Making use of this last equation, it is simple to show that the ratio

$$\frac{F(r, t) - F(r, t')}{F(r', t) - F(r', t')} = \frac{H(r)}{H(r')} \quad (7)$$

is independent of time (here r and r' are arbitrary and t and t' are times in the β -relaxation regime). In Fig. 3 we show this ratio for the distinct part of the van Hove correlation function of the binary Lennard-Jones system mentioned above. Every curve corresponds to a different time t , all of which belong to the β -relaxation regime. (The value of t' is kept fixed at 3000 reduced time units and $r' = 1.05$.) We see that all the curves lie in a narrow band, which shows that the left hand side of Eq. (7) is indeed independent of time, i.e. that the factorization property holds. Thus we see that for this system the time dependence of the correlation functions are indeed given by a single function $g_{\pm}(t)$. The same results were found for the dynamics of colloidal suspensions [16].

It can be shown that the full time dependence of $g_{\pm}(t)$ can be computed if one number λ , the so-called *exponent parameter*, is known. This parameter can in

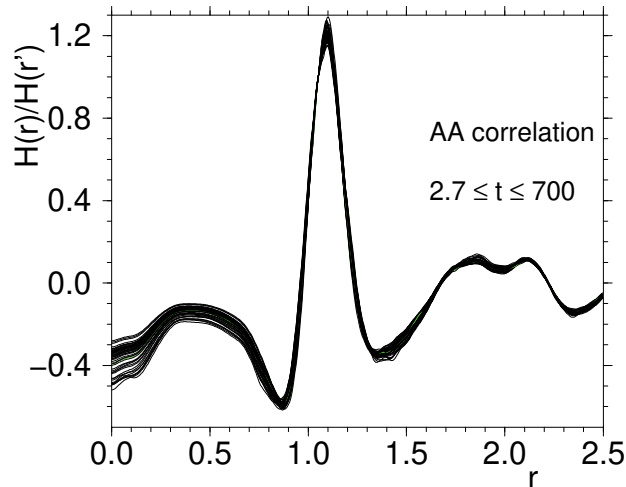


Figure 3: Ratio of critical amplitudes for different times in the β -relaxation regime for the distinct part of the van Hove correlation function in a binary Lennard-Jones system. From Ref. [17].

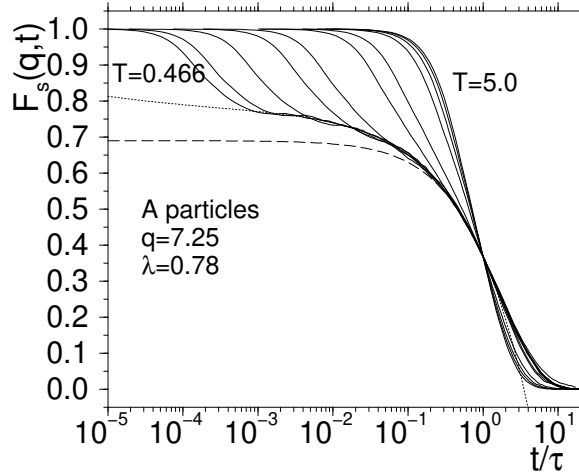


Figure 4: The incoherent intermediate scattering function $F_s(q, t)$ for a binary Lennard-Jones mixture versus rescaled time $t/\tau(T)$ for different temperatures (solid lines). The dotted curve is a fit with the functional form provided by MCT for the β -relaxation regime. The dashed curve is the result of a fit with the KWW function. From Ref. [18].

turn be computed from the structure factor, although such a computation is rather involved and therefore λ is often used as a fit parameter in order to fit $g_{\pm}(t)$ to the data. The result of such a fit is shown in Fig. 4 (dotted curve) where we show the incoherent intermediate scattering function of the Lennard-Jones system discussed above, versus $t/\tau(T)$. From this figure we recognize that for this Lennard-Jones system the functional form provided by MCT is able to fit the data very well in the late part of the β -relaxation regime. However, for this system the *early* β -relaxation regime is not fitted well by the β -correlator [18]. The reason for this is likely the strong influence of the microscopic dynamics. This view is corroborated by the fact that if the dynamics is changed from a Newtonian one to a stochastic one, the observed β -relaxation is much more similar to the one predicted by the theory [19]. In addition to this, light scattering experiments have shown that in colloidal systems the *whole* β -relaxation regime can be fitted very well with the β -correlator [16, 20] thus showing that there are systems for which the β -correlator gives the correct description of the dynamics in the β -relaxation regime.

The calculation of $g_{\pm}(t)$ from λ is rather complicated and therefore has to be done numerically. However, for fitting experimental data, it is often more useful to have simple analytic expressions at hand, even if they are correct only in leading order in σ , and MCT provides such expressions. It can be shown that in the *early* β -relaxation regime, i.e. the time range during which the correlator is already close to the plateau, but has not reached it yet, the function $g_{\pm}(t)$ is a power-law,

i.e.

$$g_{\pm}(t/t_{\sigma}) = (t/t_{\sigma})^{-a} \quad , t/t_{\sigma} \ll 1, \quad (8)$$

where the exponent a is the same that appears in Eq. (5). This time dependence is often also called *critical decay*.

For times in the *late* β -relaxation regime, i.e. in the time interval where the correlator has already dropped below the plateau but is still in its vicinity, MCT predicts that $g_{-}(t)$ is given by a different power-law, the so-called von Schweidler law:

$$g_{-}(t/t_{\sigma}) = -B(t/t_{\sigma})^b \quad , t/t_{\sigma} \gg 1, \quad (9)$$

where the exponent b ($0 < b \leq 1$) is related to a via the nonlinear equation

$$\Gamma^2(1-a)/\Gamma(1-2a) = \Gamma^2(1+b)/\Gamma(1+2b) \quad , \quad (10)$$

and $\Gamma(x)$ is the Γ -function. Furthermore it can be shown that the left (or the right) hand side of this equation is equal to the exponent parameter λ , which we have introduced before. Thus if one knows one element of the set $\{a, b, \lambda\}$, this relation and Eq. (10) can be used to compute the two other elements of this set. Light scattering experiments have shown that both power-laws, Eqs. (8) and (9), can be observed in real materials and that Eq. (10) is indeed satisfied [15, 16].

We now turn our attention to the relaxation of the correlation functions on the time scale of the α -relaxation. One of the main results of MCT concerning this regime is the so-called *time-temperature superposition principle* (TTSP), also this valid to leading order in σ . This means that the correlators for different temperatures can be collapsed onto a master curve Ψ if they are plotted versus t/τ , where τ is the α -relaxation time, i.e.

$$\Phi(t) = \Psi(t/\tau(T)) \quad . \quad (11)$$

As an example for a system in which the TTSP works very well we show in Fig. 4 the time dependence of $F_s(q, t)$, the incoherent intermediate scattering function, of the Lennard-Jones system discussed above, versus rescaled time $t/\tau(T)$. In accordance with MCT, the curves for the different temperatures fall onto a master curve, if the temperature is low enough. Furthermore the theory predicts that this master curve can be fitted well with the so-called Kohlrausch-Williams-Watts (KWW) function, $\Phi(t) = A \exp(-(t/\tau(T))^{\beta})$. The result of such a fit is included in the figure as well (dashed curve) and from it we recognize that this prediction of the theory holds true also.

Contrary to the situation in the β -relaxation regime, where the time dependence of the different correlation function was governed by the single function $g_{\pm}(t)$, MCT predicts that in the α -regime the relaxation behavior of different correlation function is not universal. This means that not only the amplitudes A in

the KWW function, but also the exponent β will depend on the correlator considered. That such dependencies indeed exist has been demonstrated in experiments and computer simulations [18, 21].

Although MCT predicts that the shape of the relaxation curves will depend on the correlation function considered, the theory also predicts that all of them share a common property, namely that all the corresponding relaxation times diverge at T_c with a power-law whose exponent γ is independent of the correlator, see Eq. (4). Also this prediction was confirmed in experiments and in computer simulations [16, 18].

Furthermore the theory also predicts the existence of an interesting connection between the exponents a and b , which are important for the β -relaxation [see Eqs. (8) and (9)], and the exponent γ , which governs the time scale of the α -relaxation [see Eq. (4)], in that

$$\gamma = 1/2a + 1/2b \quad (12)$$

should hold. Thus, according to MCT, from measurements of the temperature dependence of the α -relaxation time we can learn something about the time dependence of the relaxation in the β -relaxation regime and vice versa.

Before we conclude this section we return to the extended version of MCT, i.e. that form of the theory in which the hopping processes are taken into account. In Fig. 5 we show the solution of the same schematic model which was discussed in the context of Fig. 2, but this time with the inclusion of hopping processes [12]. From

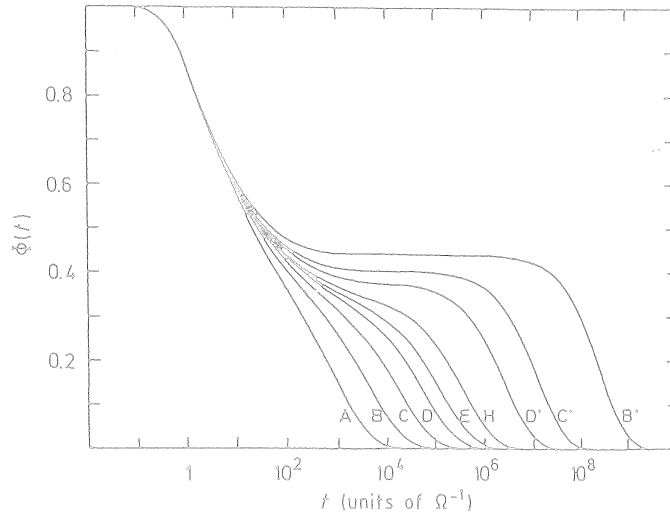


Figure 5: The incoherent intermediate scattering function $F_s(q, t)$ for a binary Lennard-Jones mixture versus rescaled time $t/\tau(T)$ for different temperatures (solid lines). The dotted curve is a fit with the functional form provided by MCT for the β -relaxation regime. The dashed curve is the result of a fit with the KWW function. From Ref. [18].

this figure we recognize that the main effect of such processes is that the correlation functions decay to zero at *all* temperatures, which shows that the system is always ergodic. Thus one *might* conclude that the concept of a critical temperature does not make sense anymore, since there is no temperature at which the relaxation times diverge. This is, however, not the case. If the hopping processes are not too strong, there still will exist a temperature range in which the relaxation times will show a power-law behavior with a critical temperature T_c . However, this power-law will not extend down to T_c but deviations will be observed in the vicinity of T_c , in that the temperature dependence of τ will be weaker than a power-law. Thus, despite the presence of the hopping processes it is still possible to identify a T_c .

As a comparison between the corresponding curves in Figs. 2 and 5 shows, also the relaxation behavior of the correlation functions are not affected too much by the hopping processes, *if one is not too close to T_c* . Therefore many of the predictions that MCT makes for the relaxation behavior hold even in the presence of such processes. As an example of how important it can be to take into account the hopping processes for the interpretation of real data very close, or below, T_c , we show in Fig. 6 the results of a light scattering experiment on calcium potassium nitrate (CKN) in a temperature range which includes $T_c = 378$ K [22]. Shown is the imaginary part of the susceptibility, i.e. the time Fourier transform of the intermediate scattering function, multiplied by the frequency ω . In the left figure the data is analyzed by using the idealized version of MCT and we recognize that although the theory (smooth curves) fits the data (wiggly curves) well for temperature above T_c , significant deviations occur at lower temperatures, since there the hopping processes become important. If these are taken into account

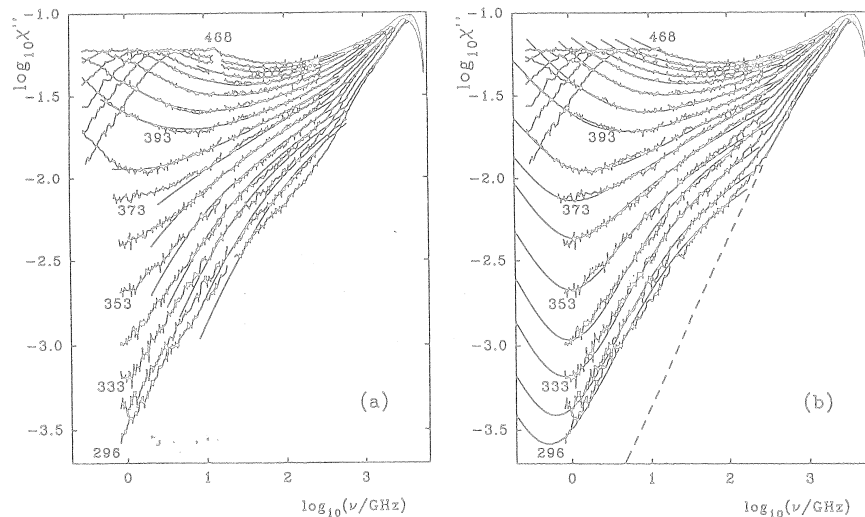


Figure 6: Susceptibility spectra of CKN and fits from MCT without hopping processes (a) and with hopping processes (b). From Ref. [22] by permission.

in a phenomenological way, the agreement between theory and experiment is very good for the whole temperature range (right part of the figure). It has to be noted that in the latter set of fits the theory makes use of one additional fit parameter, the strength of the hopping processes. Nevertheless, the inclusion of the hopping processes has improved the agreement between theory and experiment in such a dramatic way, that the price of one additional fit parameter seems to be well justified.

Conclusions

The goal of this article was to give a concise introduction to the mode-coupling theory of the glass transition. For this we briefly described the origin of the theory and explained some of its main predictions. Although we have presented here only a few results of the tests by which the capability of the theory to describe the dynamics of supercooled liquid were investigated, we mention that in the last few years many other such tests were performed [10]. Most of them showed that the theory is *at least* able to describe *certain* aspects of this dynamics and that there exist systems for which the predictions of MCT are correct in surprisingly great detail. One unexpected result that came out of these tests is that MCT seems to work reasonably well even for systems that are very different (e.g. polymers) from the simple liquids for which the theory was originally devised. Thus one might tentatively conclude that the basic mechanism that leads to the slowing down of a liquid upon supercooling is not specific to simple liquids and can be described with the help of MCT.

It is interesting to note that most of the systems for which MCT gives a good description of the dynamics belong to the class of fragile glass formers [23], i.e. are systems that show a significant change of their activation energy if their viscosity is plotted in an Arrhenius plot. This bend occurs at a temperature that is about 10-40 K above the glass transition temperature and investigations of the dynamics of these systems have shown that the T_c of MCT is in the vicinity of this bend. In the ideal version of MCT, T_c corresponds to the temperature at which the system undergoes a structural arrest. Since in experiments it is found that at the temperature T_c the viscosity of the systems is significantly enhanced with respect to the one at the triple point but by no means large, we thus must conclude that for most real systems the hopping processes, which are neglected in the idealized theory, become important in the vicinity of T_c . Therefore for temperatures in the vicinity of T_c the extended version of the theory has to be used. However, despite the presence of these hopping processes, the signature of the sharp transition of the idealized theory is still observed and gives rise to a dynamical anomaly in the relaxation behavior of the system, e.g. the pronounced bend in the viscosity.

Thus from the point of view of MCT the dynamics of supercooled liquids can be described as follows: In the temperature range where the liquid is already supercooled, but which is still above T_c , the dynamics is described well by the idealized version of MCT. In the vicinity of T_c the extended version of the theory has to be used, whereas for temperatures much below T_c it is likely that the simple way MCT takes into account the hopping processes is no longer adequate and a more sophisticated theory has to be used.

From the above one might get the impression that MCT is applicable only for fragile glass formers and not for strong ones. That this is not necessarily the case is shown by a recent calculations by Franosch *et al.* who have shown that also features in the dynamics of glycerol, a glass former that is rather strong, can be described well by simple schematic models [24]. Whether this is also true for very strong glass formers such as SiO_2 remains to be seen, however.

In this article we have shown that MCT is able to give a *qualitative* correct description of the dynamics of certain supercooled liquids in that, e.g., the relaxation of system in the β -regime shows the critical decay or the von Schweidler law predicted by the theory. To this two important comments have to be added: The first one is that the predictions of the theory that have been presented here are valid only asymptotically close to T_c . If one considers temperatures that have a finite distance from T_c , corrections to the mentioned scaling laws become important. Some of these corrections have very recently been computed for a model of hard spheres and it was found that they can be quite important in order to make a *consistent* analysis of experimental data within the framework of MCT [14]. The second comment we make is, that MCT is not only able to make *qualitative* statements on the relaxation behavior of supercooled liquids but that it is also able to predict the non-universal values of the parameters of the theory, such as T_c , the exponent parameter or the q -dependence of the nonergodicity parameter, reasonably well [16, 20, 25]. Unfortunately these last types of calculations are rather involved, since one has to take into account the full wave-vector dependence of the mode-coupling equations, and thus have been done only for a few cases. Despite these difficulties it would be very useful to have more investigations of this kind since they allow to test the range of applicability of the theory to a much larger extend than the tests of the “universal” predictions of the theory allow.

Acknowledgments: We thank W. Götze for many useful comments on this manuscript. Part of this work was supported by the DFG under SFB 262/D1.

References

- [1] R. Zallen *The Physics of Amorphous Solids*, (Wiley, New York, 1983); J. Jäckle, Rep. Progr. Phys. **49**, 171 (1986); J. Zarzycki (ed.) *Materials Science*

- and Technology*, Vol. 9, (VCH Publ., Weinheim, 1991); U. Mohanty, Adv. Chem. Phys. **89**, 89 (1995).
- [2] G. Adam and J. H. Gibbs, J. Chem. Phys. **43**, 139 (1965); J. H. Gibbs and E. A. Di Marzio, J. Chem. Phys. **28**, 373 (1958).
 - [3] K. L. Ngai, Jour. de Phys. IV **2**, C2-61 (1992).
 - [4] W. Götze, p. 287 in *Liquids, Freezing and the Glass Transition* Eds.: J. P. Hansen, D. Levesque and J. Zinn-Justin, Les Houches. Session LI, 1989, (North-Holland, Amsterdam, 1991); W. Götze and L. Sjögren, Rep. Prog. Phys. **55**, 241 (1992); R. Schilling, p. 193 in *Disorder Effects on Relaxational Processes* Eds.: R. Richert and A. Blumen, (Springer, Berlin, 1994); H. Z. Cummins, G. Li, W. M. Du, and J. Hernandez, Physica A **204**, 169 (1994).
 - [5] K. Kawasaki, Phys. Rev. **150**, 291 (1966).
 - [6] L. Sjögren, Phys. Rev. A **22**, 2866 (1980); J.-P. Hansen and I. R. McDonald, *Theory of Simple Liquids* (Academic, London, 1986).
 - [7] U. Bengtzelius, W. Götze and A. Sjölander, J. Phys. C **17**, 5915 (1984).
 - [8] E. Leutheusser, Phys. Rev. A **29**, 2765 (1984).
 - [9] S. P. Das and G. F. Mazenko Phys. Rev. A **34**, 2265 (1986); W. Götze and L. Sjögren, Z. Phys. **B 65**, 415 (1987).
 - [10] Theme Issue on Relaxation Kinetics in Supercooled Liquids-Mode Coupling Theory and its Experimental Tests; Ed. S. Yip. Volume **24**, No. 6-8 (1995) of *Transport Theory and Statistical Physics*.
 - [11] W. Kob and H. C. Andersen, Phys. Rev. Lett. **73**, 1376 (1994).
 - [12] W. Götze and L. Sjögren, J. Phys. C **21**, 3407 (1988).
 - [13] B. Frick, B. Farago, and D. Richter, Phys. Rev. Lett. **64**, 2921 (1990).
 - [14] T. Franosch, M. Fuchs, W. Götze, M. R. Mayr, and A. P. Singh, (preprint 1996).
 - [15] G. Li, W. M. Du, X. K. Chen, H. Z. Cummins, and N. J. Tao, Phys. Rev. A **45**, 3867 (1992).
 - [16] W. van Meegen and S. M. Underwood, Phys. Rev. E **49**, 4206 (1994).
 - [17] W. Kob and H. C. Andersen, Phys. Rev. E **51**, 4626 (1995).
 - [18] W. Kob and H. C. Andersen, Phys. Rev. E **52**, 4134 (1995).

- [19] T. Gleim, W. Kob, and K. Binder, (unpublished).
- [20] W. Götze and L. Sjögren, Phys. Rev. A **43**, 5442 (1991).
- [21] F. Mezei, W. Knaak and B. Farago, Phys. Scr. T**19**, 363 (1987).
- [22] H. Z. Cummins, W. M. Du, M. Fuchs, W. Götze, S. Hildebrand, A. Latz, G. Li and N. J. Tao, Phys. Rev. E **47**, 4223 (1993).
- [23] C. A. Angell, in: K. L. Ngai and G. B. Wright (eds.) *Relaxation in Complex Systems*, (US Dept. Commerce, Springfield, 1985).
- [24] T. Franosch, W. Götze, M. R. Mayr, and A. P. Singh, (preprint 1996).
- [25] M. Nauroth and W. Kob. Phys. Rev. E, **55**, 657 (1997).