

Single Impurity Anderson Model with Coulomb Repulsion between Conduction Electrons on the Nearest-Neighbour Ligand Orbital

Ryu TAKAYAMA^{*1,2} and Osamu SAKAI¹

¹*Department of Physics, Tohoku University, Sendai 980-8578*

²*Research Institute of Electrical Communication, Tohoku University, Sendai 980-8577*

(Received February 25, 1998)

We study how the Kondo effect is affected by the Coulomb interaction between conduction electrons on the basis of a simplified model. The single impurity Anderson model is extended to include the Coulomb interaction on the nearest-neighbour ligand orbital. The excitation spectra are calculated using the numerical renormalization group method. The effective bandwidth on the ligand orbital, D^{eff} , is defined to classify the state. This quantity decreases as the Coulomb interaction increases. In the $D^{\text{eff}} > \Delta$ region, the low energy properties are described by the Kondo state, where Δ is the hybridization width. As D^{eff} decreases in this region, the Kondo temperature T_K is enhanced, and its magnitude becomes comparable to Δ for $D^{\text{eff}} \sim \Delta$. In the $D^{\text{eff}} < \Delta$ region, the local singlet state between the electrons on the f and ligand orbitals is formed.

KEYWORDS: Coulomb repulsion between conduction electrons, numerical renormalization group method, magnetic excitation, single particle excitation, charge excitation

Recently, much attention has been paid to the Kondo effect for systems with Coulomb interaction between the conduction electrons (CCE).¹⁻⁶⁾ It was reported that a small CCE enhances the Kondo temperature T_K . A correlated host has usually been given by the Hubbard model, and the studies have been carried out by means of the perturbation theory on the CCE because its influence on the Kondo effect can be treated only by such procedures. Therefore it is not clear how the CCE affects the magnetic impurity problem when it is not weak. Detailed properties of the low energy excitation are also unknown, and thus it is not clear whether low energy properties can be described as the Kondo state. In this letter we restrict ourselves to a simplified model but study the effect of CCE in detail. We choose a model which includes the Coulomb interaction between conduction electrons only on the nearest-neighbour site of the magnetic impurity. By this simplification, change in the bulk host states caused by CCE is excluded from the consideration in the strict sense. But the effects through the local change around the impurity can be studied in detail. We expect that gross features caused by the CCE can be extracted from the studies of the present model.⁷⁾ We calculate the dynamical excitation spectra such as the single particle and the magnetic excitation without restricting ourselves to the weak CCE cases. From these studies we show that the low energy properties are well described as the usual Kondo state with increased effective T_K when the effective bandwidth of the conduction electron, D^{eff} , is larger than the hybridization width of the f -electron, Δ . As the strength of CCE increases, D^{eff} gradually decreases. When D^{eff} becomes comparable to Δ , the effective T_K also becomes comparable to Δ . The excitation spectra

change their characteristics rapidly when the strength of the CCE increases further.

In this letter we present the calculation of the dynamical excitation spectra for the following model Hamiltonian,

$$H = H_A + H_L, \quad (1)$$

$$H_A = H_f + H_{\text{hyb}} + H_c, \quad (2)$$

$$H_f = \varepsilon_f \sum_{\sigma} n_{f\sigma} + \frac{U_{\text{ff}}}{2} \sum_{\sigma \neq \sigma'} n_{f\sigma} n_{f\sigma'}, \quad (3)$$

$$H_{\text{hyb}} = \frac{V}{\sqrt{N}} \sum_{\mathbf{k}, \sigma} (f_{\sigma}^{\dagger} c_{\mathbf{k}\sigma} + h.c.), \quad (4)$$

$$H_c = \sum_{\mathbf{k}, \sigma} \varepsilon_{\mathbf{k}} c_{\mathbf{k}\sigma}^{\dagger} c_{\mathbf{k}\sigma}, \quad (5)$$

$$H_L = \varepsilon_L \sum_{\sigma} n_{L\sigma} + \frac{U_L}{2} \sum_{\sigma \neq \sigma'} n_{L\sigma} n_{L\sigma'}. \quad (6)$$

Equation (2) represents the single impurity Anderson model (SIA) using the standard notation. Energies ε_f and $\varepsilon_{\mathbf{k}}$ are measured relative to the Fermi level, E_F . The Coulomb interaction between electrons on the ligand orbital is given by the term H_L . The operator $n_{L\sigma}$ is the occupation number on the ligand orbital on the nearest-neighbour site, and is defined as $n_{L\sigma} = c_{L\sigma}^{\dagger} c_{L\sigma}$ with $c_{L\sigma} = (1/\sqrt{N}) \sum_{\mathbf{k}} c_{\mathbf{k}\sigma}$. Here the quantities ε_L and U_L are the energies of the orbital and the Coulomb interaction on it, respectively. We restrict ourselves to the electron-hole symmetric case, i.e., $2\varepsilon_f + U_{\text{ff}} = 0$ and $2\varepsilon_L + U_L = 0$. Hereafter, we parameterize the hybridization intensity, V , by the hybridization width, $\Delta = \pi V^2/2D$. In this letter, we use the numerical renormalization group (NRG) method to calculate the single particle and the magnetic excitation spectra. All

* E-mail address: takayama@cmpt01.phys.tohoku.ac.jp

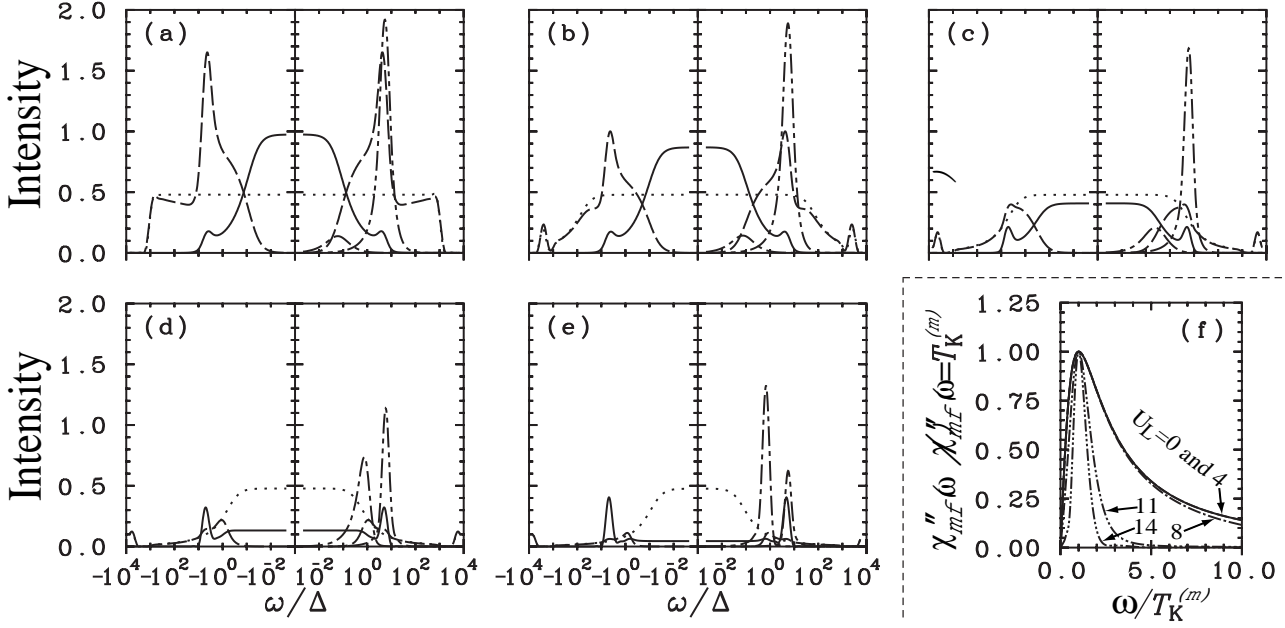


Fig. 1. The excitation spectra for various U_L values in the cases of $U_F/D = 8.0 \times 10^{-3}$ and $\Delta/D = 3.0\pi \times 10^{-4}$. From (a) to (e), the abscissa is the excitation energy and ranges from 10^{-3} to 10^4 on the logarithmic scale in units of hybridization Δ . The value of U_L is 0.0 (a), 4.0 (b), 8.0 (c), 11.0 (d) and 14.0 (e). In these figures, the lines show the single particle excitation spectra of f -electron $\pi\Delta\rho_f/N_f$ (solid line) and that of c -electron on the ligand orbital ρ_L/N_f (broken line), magnetic excitation spectra $T_K^{(m)}\chi''_{mf}/N_f \times 10.0$ (one-dot-dash line) and charge excitation spectra $\chi''_{cf}/N_f \times 0.2$ (two-dot-dash line). Here N_f is the degeneracy factor, $N_f = 2$. The DOS of the conduction electrons for $H_L + H_c$ model, ρ_{L0}/N_f , is also plotted as a dotted line on the same scale. Figure (f) shows χ''_{mf} on the linear energy scale in units $T_K^{(m)}$.

results are obtained using the discretization parameter $\Lambda = 1.5$.⁸⁾ We consider a band with a constant density of states which extends from $-D$ to D for simplicity.⁹⁾

Figure 1 shows the excitation spectra for various cases of U_L . In these figures, parameters U_F and Δ are fixed at $U_F/D = 8.0 \times 10^{-3}$ and $\Delta/D = 3.0\pi \times 10^{-4}$.¹⁰⁾ For $U_L = 0$, this parameter set gives the Kondo regime of SIA, $U_F \gg \Delta$.

First, we examine the U_L dependence of ρ_{L0} , which is the density of states (DOS) on the nearest-ligand orbital for a fictitious model setting as $\Delta = 0$. It is indicated by the dotted lines. For $\Delta = 0$, the Hamiltonian (1) is decomposed into two independent parts, H_f and $H_L + H_c$. The part $H_L + H_c$ corresponds to the Wolff model of the magnetic impurity. The quantity ρ_{L0} is normalized to have an integrated intensity equal to 1. Therefore, the intensity at $\omega = 0$ should be 0.5 according to Friedel's sum rule. As seen from Fig. 1(a) the present calculation fulfills this condition with about 97% accuracy, and seems to be sufficient for obtaining qualitative conclusions.

When $U_L = 0$, ρ_{L0} is given by the rectangular DOS which extends from $-D$ to D as shown in Fig. 1(a). As seen from Fig. 1(b), ρ_{L0} shows a three-peaked-structure for the case $U_L/2 > D$. The peak which appears in the energy range $|\omega/\Delta| < 10^2$ corresponds to the Kondo resonance of the c -electron for the $H_L + H_c$ model. Furthermore, satellite peaks are also found at

$\omega/\Delta \sim \pm 2.0 \times 10^3$. These energies correspond to the atomic excitation, $\omega/D \sim \pm U_L/2$. As U_L increases, the width of the Kondo resonance of c -electron becomes narrow. This may be regarded as the reduction of the effective bandwidth caused by the CCE. We define the effective bandwidth, D^{eff} , as the peak position of the magnetic excitation of the $H_L + H_c$ model. This quantity almost coincides with the half-width of the Kondo peak of ρ_{L0} . We have the relation $D^{\text{eff}} = 0.951D (\equiv D_0)$ for $U_L = 0$. The quantity D^{eff} is shown by the double circles in Fig. 2 as a function of U_L .

Next, we see how the magnetic excitation spectra of the f -electron, χ''_{mf} , depend on U_L for $\Delta \neq 0$. In Fig. 1, χ''_{mf} is plotted as a one-dot-dash line. Its intensity is obtained by multiplying the energy of its peak position, $T_K^{(m)}$. We adopt this value, $T_K^{(m)}$, as the characteristic energy of the low-energy excitation, because it is lower than that of other excitations such as charge fluctuation. We note here that $T_K^{(m)}$ has a value of about $0.6T_K$ for the conventional SIA in the Kondo regime, where T_K denotes the Kondo temperature determined from the magnetic susceptibility at $T = 0$, χ , as $T_K = 1/4\chi$.

In Fig. 1(a), $T_K^{(m)}$ is at $\omega/\Delta = 5.87 \times 10^{-2}$. As U_L increases, $T_K^{(m)}$ initially shifts to the high-energy side (from Fig. (a) to (d)) and returns to the low-energy side (from (d) to (e)). We note that the maximum value of $T_K^{(m)}$ has magnitude comparable to Δ ((d)).

We replot the magnetic excitation spectra in Fig. 1(f).

The energy is scaled by $T_K^{(m)}$, and the spectra are normalized by the peak heights. The spectra almost coincide up to values of $U_L/D \leq 8$. This means that the magnetic excitation has an almost universal shape, and therefore the low energy properties can be described as the Kondo state characterized by the energy scale $T_K^{(m)}$. As mentioned later, this feature can be seen when the condition $D^{\text{eff}} > \Delta$ holds. On the other hand, the line shape of χ''_{mf} rapidly changes to narrow at around $D^{\text{eff}} \sim \Delta$ when U_L increases further.

The quantity, $T_K^{(m)}$, as a function of U_L/D for var-

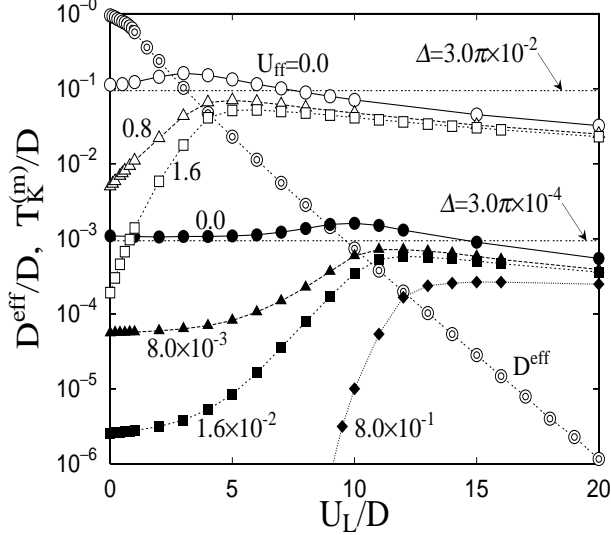


Fig. 2. The Kondo temperature defined as the energy of the peak position of the magnetic excitation spectra of the f -electron, $T_K^{(m)}/D$, and the effective bandwidth defined as the energy of the peak position of the magnetic excitation spectra of the c -electron for the $H_L + H_c$ model, D^{eff}/D , as a function of U_L/D . The double circles indicate D^{eff}/D , and the other open symbols denote $T_K^{(m)}/D$ for $\Delta/D = 3.0\pi \times 10^{-2}$ cases. The solid symbols indicate $T_K^{(m)}/D$ for $\Delta/D = 3.0\pi \times 10^{-4}$ cases. Curves are a guide to the eye.

ious U_{ff} cases is shown in Fig. 2. It increases as U_L increases in the $D^{\text{eff}} > \Delta$ region, while it decreases gradually in the $D^{\text{eff}} < \Delta$ region. The magnitude of the maximum value is comparable to Δ both in the extreme Kondo regime ($U_{\text{ff}} \gg \Delta$) shown by the solid diamond symbols and the valence fluctuation (VF) regime ($U_{\text{ff}} \ll \Delta$) shown by the solid circle symbols. In the extreme large U_L region, i.e., $D^{\text{eff}} \ll \Delta$ region, $T_K^{(m)}$ decreases as $T_K^{(m)}/D \propto 16\Delta/\pi(U_L + U_{\text{ff}})$.

In the previous studies, the increase of $T_K^{(m)}$ in the weak CCE region is ascribed to the renormalization of the Kondo exchange interaction, J .^{3,4,6} It is modified from J to $J(1 + \gamma)$ with the renormalization factor, $\gamma \propto U_L/D$, when one uses the perturbation theory in the lowest order of the Coulomb interaction. To check the relation, we examine the U_L dependence of $T_K^{(m)}$. The modification of J leads to the relative change of $T_K^{(m)}$ ³

$$\frac{T_K^{(m)}}{T_{K0}^{(m)}} = \exp \left\{ \frac{\pi U_{\text{ff}}}{8\Delta} \frac{\gamma}{1 + \gamma} \right\}. \quad (7)$$

Here we use $J = 8\Delta/\pi U_{\text{ff}}$ for the symmetric SIA and $T_{K0}^{(m)}$ is the value of $T_K^{(m)}$ for $U_L = 0$. The quantity γ is obtained from eq. (7)

$$\gamma = \left[1 - \frac{8\Delta}{\pi U_{\text{ff}}} \log \left(\frac{T_K^{(m)}}{T_{K0}^{(m)}} \right) \right]^{-1} - 1. \quad (8)$$

Using the results shown in Fig. 2, we found that the linear relation $\gamma = \alpha U_L/D$ holds well in the range $0 \leq U_L/D \leq 0.6$. Here α itself is a function of Δ and U_{ff} . The value of α is given as $(U_{\text{ff}}/D, \alpha) = (0.8, 2.6 \times 10^{-1})$ and $(1.6, 3.6 \times 10^{-1})$ for $\Delta/D = 3.0\pi \times 10^{-2}$, $(8.0 \times 10^{-3}, 5.4 \times 10^{-3})$ and $(1.6 \times 10^{-2}, 8.8 \times 10^{-3})$ for $\Delta/D = 3.0\pi \times 10^{-4}$.

In order to examine the larger U_L region, we replot the results of Fig. 2 in terms of the relation $T_K^{(m)}/\Delta$ vs $(\Delta/D_0) \cdot (D_0/D^{\text{eff}} - 1)$ as shown in Fig. 3. Here D_0 is the

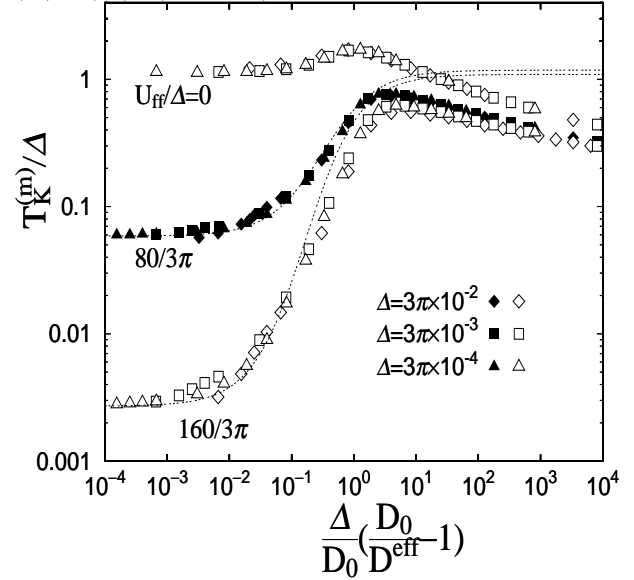


Fig. 3. The Kondo temperature defined as the energy of the peak position of the magnetic excitation spectra, $T_K^{(m)}/\Delta$, as a function of $(\Delta/D_0) \cdot (D_0/D^{\text{eff}} - 1)$ for three values of U_{ff}/Δ . The dotted lines show the fitted results using $\gamma' = \alpha'(\Delta/D_0)(D_0/D^{\text{eff}} - 1)$ and eq. (7). See the text for detail. Here $\alpha' = 3.2$ ($U_{\text{ff}}/\Delta = 80/3\pi$) and 6.0 ($160/3\pi$).

value of D^{eff} for $U_L = 0$. The quantity D_0/D^{eff} corresponds to the enhancement factor of the specific heat of the c -electron for $H_L + H_c$ model. If D^{eff} is expressed as $D^{\text{eff}} = D_0 \exp(-\pi U_L/4D)$, the quantity $(D_0/D^{\text{eff}} - 1)$ is proportional to U_L/D for small U_L/D . When the value of U_{ff}/Δ is fixed, the data points for various Δ cases are almost on a common curve. We try to reproduce the curves by using the quantity $\gamma' = \alpha'(\Delta/D_0)(D_0/D^{\text{eff}} - 1)$ and substitute it for γ in eq. (7), where α' is the fitting parameter. The enhancement factor γ in eq. (8) is proportional to $(\Delta/D_0)(D_0/D^{\text{eff}} - 1)$ in $(\Delta/D_0)(D_0/D^{\text{eff}} - 1) < 0.1$ region. We determine the value of α' within this region. The fitted results are plotted by dotted lines in Fig. 3, and they reproduce $T_K^{(m)}$ qualitatively even in the region $D^{\text{eff}} \sim \Delta$.

Let us return to Fig. 1. The solid and the two-dot-dash lines are the single particle excitation spectra (SPE)

of the f -electron, ρ_f , and the charge excitation spectra, χ''_{cf} , respectively. The intensity of ρ_f is illustrated by multiplying the factor $\pi\Delta/N_f$. Therefore, the intensity at $\omega = 0$ should be 1.0 in Fig. 1(a) for the case of $U_L = 0$. The present calculation fulfills this condition with about 97% accuracy. In Fig. 1(a), the Kondo resonance appears in the energy region $|\omega/\Delta| < 10^{-1}$, and the atomic-like excitation appears at $\omega/\Delta \sim \pm 4.0$ which correspond to $\omega \sim \pm U_{ff}/2$. The peak position of χ''_{cf} almost coincides with that of the atomic-like excitation. The DOS on the nearest-ligand orbital, ρ_L , show a depression in the energy region $|\omega/\Delta| < 10^{-1}$ as shown by the broken line. It behaves as $\rho_L \propto \omega^2$ in this region. Two peaks appear on each side of the depressed region. They have shoulder and peak structures which are caused by the Kondo resonance at $\omega/\Delta \sim \pm 10^{-1}$ and by the atomic excitation at $\omega \sim \pm U_{ff}/2$, respectively.

When U_L increases, the width of the Kondo resonance increases in the $D^{\text{eff}} > \Delta$ region as seen from Figs. 1(b) and 1(c). This increase can be ascribed to the enhancement of the effective exchange coupling, and is consistent with the increase of $T_K^{(m)}$. The intensity of ρ_f at $\omega = 0$ gradually decreases when U_L increases.¹¹⁾ These facts indicate that the hybridization coupling between f and ligand orbital is enhanced by the Coulomb interaction. The atomic excitation peak is shifted towards higher energy by a small amount and the spectral shape becomes narrow.

In the case of $D^{\text{eff}} < \Delta$, the magnetic excitation has a rather sharp peak at the energy defined as $T_K^{(m)}$. The intensity of ρ_f in the energy region $|\omega| < T_K^{(m)}$ is very small as shown in Fig. 1(e). On the other hand, ρ_f and ρ_L have small peaks at about $|\omega| \sim T_K^{(m)}$. The energy of the atomic excitation is not significantly changed. The excitation energy $T_K^{(m)}$ is roughly given by $16\Delta/\pi(U_L + U_{ff})$, as already noted. This energy corresponds to the exchange coupling between the electrons on the f and the nearest-ligand orbital. These facts may indicate that the f state and its nearest-neighbour state form a local spin singlet pair when the charge fluctuation is strongly suppressed by the U_L term. This local singlet pair couples weakly to band states in the outer region. As noted previously, χ''_{mf} rapidly changes its line shape around the cross-over region from the Kondo singlet region ($D^{\text{eff}} > \Delta$ region) to the local singlet one ($D^{\text{eff}} < \Delta$ region).

We note that the cross-over can also be seen from the analysis of the flow chart of the renormalized energy level (FCEL) in the NRG.¹²⁾ We have analyzed the FCEL of the present model, and found that the fixed point is the local Fermi liquid state in both cases, but the difference lies in the asymptotic area to the fixed point. In the $D^{\text{eff}} > \Delta$ case, the low energy levels are similar to that of the conventional SIA, i.e., they are classified as the ordinary Kondo state. However, in the $D^{\text{eff}} < \Delta$ case, the energy levels indicate that the local spin singlet pair and the conduction electrons are almost independent of each other.¹³⁾

In summary, we have examined the impurity Anderson model with CCE on the nearest-ligand orbital. The

interaction U_L reduces the effective bandwidth for the c - f hybridization, D^{eff} . The characteristics of the system depend on whether the effective bandwidth D^{eff} is larger or smaller than Δ . In the $D^{\text{eff}} > \Delta$ region, the characteristic energy of the magnetic excitation, which is defined as $T_K^{(m)}$, increases until its magnitude becomes comparable to Δ when U_L increases. The low energy properties are expected to be given as the Kondo state. The increase of $T_K^{(m)}$ is approximately expressed as the enhancement of the hybridization. When U_L increases further into the $D^{\text{eff}} < \Delta$ region, the magnetic excitation energy decreases as $16\Delta/\pi(U_L + U_{ff})$, reflecting the formation of the spin singlet pair state from the electrons on the f -orbital and its nearest-neighbour orbital.

The present model includes CCE only on the ligand orbital to which the f -orbital has the direct hopping matrix.¹⁴⁾ However, we expect that the present results will be generalized to the model with CCE for the band states, if one concentrate on the effects due to the modification of the hybridization process. The quantity D^{eff} of the present model should be interpreted as the effective bandwidth of such a band CCE model. The calculation including the self-consistent procedure based on the $d = \infty$ model to extract a true effective bandwidth will be attempted in the near future.^{15,16)}

The authors thank Dr. S. Suzuki and Mr. W. Izumida for useful discussions. We also thank Dr. H. Kusunose for valuable comments. One of the authors (R. T.) was partly supported by the Kasuya scholarship. The present work is supported by Grants-in-Aid No. 06244104, No. 09244202, and No. 09640451 from the Ministry of Education, Science and Culture.

-
- 1) T. Schork and P. Fulde: Phys. Rev. B **50** (1994) 1345.
 - 2) J. Igarashi, K. Murayama and P. Fulde: Phys. Rev. B **52** (1995) 15966.
 - 3) G. Khaliullin and P. Fulde: Phys. Rev. B **52** (1995) 9514.
 - 4) T. Schork: Phys. Rev. B **53** (1996) 5626.
 - 5) B. Davidovich and V. Zevin: preprint (cond-mat/9706283).
 - 6) S. Tornow, V. Zevin and G. Zwicknagl: preprint(cond-mat/9701137).
 - 7) For example, the Hubbard model in the infinite dimensional space ($d = \infty$ model) can be mapped onto the impurity Anderson model.
 - 8) O. Sakai, Y. Shimizu and T. Kasuya: Prog. Theor. Phys. Suppl. **108** (1992) 73.
 - 9) When we consider the $d = \infty$ Hubbard model, the effective bandwidth for the mapped impurity Anderson model is reduced strongly by the Coulomb interaction. But in this letter we set the bandwidth, $2D$, to be a constant, independent of U_L . However we note that as shown later the width of the single particle excitation spectra on the ligand site is greatly reduced by U_L similar to the effective bandwidth of the $d = \infty$ model.
 - 10) In the usual Anderson model, the low-energy scale (for example the Kondo temperature) depends strongly on the ratio U_{ff}/Δ , but does not depend strongly on U_{ff}/D as far as $U_{ff}/D < 1$. So we set $U_{ff}/D \ll 1$ to remove the additional dependence on U_{ff}/D . In the strong U_L cases, $U_L/D \gg 1$, we have the relation $U_L \gg U_{ff}$ in the present model. In actual cases the relation $U_{ff} > U_L$ should be expected, but we expect that the essential point will be unchanged when the parameters are arranged by the ratio U_{ff}/Δ and U_L/D .
 - 11) The decrease of ρ_f at E_F is ascribed to the cross-effect due to the U_{ff} and U_L terms. Indeed, when we put $U_{ff} = 0$, the

intensity of ρ_f at E_F is unchanged.

- 12) H. B. Krishna-murthy, J. W. Wilkins and K. G. Wilson: Phys. Rev. B **21** (1980) 1003; *ibid.* 1044.
- 13) We note that the phase shift of the conduction electron is also $\pi/2$ in this case.
- 14) In realistic situations, the Coulomb interaction between the f -electron and the conduction electrons is also important, see for example, R. Takayama and O. Sakai: J. Phys. Soc. Jpn. **66** (1997) 1512.
- 15) A. Georges, G. Kotliar, W. Krauth and M. J. Rozenberg: Rev. Mod. Phys. **68** (1996) 13 and references therein.
- 16) O. Sakai and Y. Kuramoto: Solid State Commun. **89** (1994) 307.