

Scaling and Crossovers in Diffusion Limited Aggregation

E. Somfai¹, L. M. Sander¹, and R. C. Ball²

¹ *Department of Physics, The University of Michigan, Ann Arbor MI 48109-1120, USA*

² *Department of Physics, The University of Warwick, Coventry CV4 7AL, UK*

(August 8, 2021)

We discuss the scaling of characteristic lengths in diffusion limited aggregation (DLA) clusters in light of recent developments using conformal maps. We are led to the conjecture that the apparently anomalous scaling of lengths is due to one slow crossover. This is supported by an analytical argument for the scaling of the penetration depth of newly arrived random walkers, and by numerical evidence on the Laurent coefficients which uniquely determine each cluster. We find a single crossover exponent of -0.3 for all the characteristic lengths in DLA. This gives a hint about the structure of the renormalization group for this problem.

PACS numbers: 64.60.Ak, 61.43.Hv

Diffusion-limited aggregation (DLA) is a model for growth that was introduced in 1981 by Witten and Sander [1] and has been the subject of intensive scrutiny [2] ever since. Remarkable progress has been made in numerical treatments of the model and in applications to various physical problems. Nevertheless, a fundamental understanding of the most striking features of DLA clusters is still lacking. A very promising recent development is the method of iterated conformal maps introduced by Hastings and Levitov [3] (HL) and pursued by Davidovitch et al. [4]. Using the method of conformal maps we will try to clear up one of the major difficulties in the field, namely the large corrections to scaling which lead to slow crossovers. This discussion has a very significant outcome: there has been serious doubt about whether DLA clusters are really fractal, based on the existence of characteristic lengths apparently scaling *differently* from the overall cluster radius. We show that these lengths cross over to scale in the same way as the radius, and suggest that all of the various deviations from exact fractal scaling have the same source, with the same correction to scaling exponent. There is, in our view, no longer any reason to doubt that DLA clusters are fractal.

In the DLA model a nucleation center is fixed at the origin of coordinates and random walkers are released from outside. When a walker comes in contact with the cluster it sticks. The process continues until N walkers have attached; in modern work N 's of 10^6 are reasonably easy to attain. Provided lattice anisotropy is avoided, the clusters so produced seem to be self-similar with fractal dimension $D \approx 1.71$ in two dimensions and the probability of growth at a point on the surface appears to be multifractal.

The conformal map method uses the *Laplacian growth* [5,6] version of DLA. That is, we take the cluster to be a grounded conductor in the z plane, with a probability to grow at a point on its surface proportional to the charge there: $|\nabla V|$, where V is the potential with boundary conditions of unit flux at infinity and $V = 0$ on the

surface. If we construct a complex potential such that $\text{Re}[\Psi(z)] = V$, and define $w = e^\Psi = Z^{-1}(z)$, then $Z(w)$ is a conformal map which takes the exterior of the unit circle in the w plane to the exterior of the DLA cluster in the z plane, and is linear, $Z \sim r_o w$, for large $|w|$. Thus $V \rightarrow \ln(|z|/r_o)$ at large $|z|$. The Laplace radius, r_o , is the radius of the grounded disk with the same capacitance (with respect to any distant reference point) as the cluster [4]. The growth probability is $1/|Z'|$. Intervals $d\theta$ on the unit circle in the w plane correspond to intervals of arc length ds with equal growth probability in the z plane.

To characterize the map we write:

$$Z(w) = r_o w + \sum_{k=1} A_k / w^k \quad (1)$$

The Laurent coefficients, A_k , are a useful parameterization of the map. In what follows we will assume that the Laurent expansion of Z has no constant term. This corresponds to moving the DLA cluster so that the center of charge is at the origin.

In the HL method [3,4] the A_k are produced directly. However, this method employs certain approximations, and also numerically difficult for large N because it is of order N^2 , and as a practical matter is limited to $N \approx 10^4$. We observe that there is a way around these problems. Suppose we produce a DLA cluster by the conventional method with random walkers (which is much faster) and then freeze it at some N . Then by recording where M random walkers would attach to the cluster we have a set of points z_m . These are at angle $\theta_m \approx 2\pi(m/M)$ in the w plane, since we are sampling the charge, and equal increments of charge correspond to equal increments of θ . The A_k are the Fourier coefficients of the function $z(\theta_m)$. We should note that everything in this paper results from the existence of the conformal map, and the behavior of the A_k , not on the detailed method of generation proposed by HL.

Numerically we have found, using either the HL method [4] or the conventional method described above

(cf. Fig. 2), that $r_o \propto N^{1/D}$ and that for all but the first few k 's, $\langle |A_k|^2 \rangle \propto N^{2/D}$. For $k \lesssim 4$ the A_k appear to scale with a smaller power of N , a behavior that we will interpret below as a crossover.

We will be concerned first with penetration depths of the random walkers, i.e. how far from the origin they land. This has been a matter of considerable interest for some time because the width of the distribution of this quantity ("the width of the growth zone") seems to increase more slowly with N than the mean radius [7]. This is a disturbing observation since a real fractal should have no length scale other than its overall size. Some authors [8] have maintained that what was observed was a slow crossover and that asymptotically all lengths scale together, but others [9] have given evidence for an 'infinite drift scenario' in which DLA is not a fractal at all in the asymptotic limit. The structure of conformal map theory gives us a very elegant way to discuss these matters.

We can define a penetration depth as follows: suppose we follow a field line from large $|z|$ to the surface of the cluster. The displacement of the endpoint of the line from where it would terminate on the equivalent disk may be written as $(r_{\parallel} + ir_{\perp})w \equiv Z(w) - r_o w$, where r_{\parallel} is the radial displacement and r_{\perp} is the transverse displacement, see Figure 1. The spread of r_{\parallel} defines a penetration depth ξ_{\parallel} :

$$\xi_{\parallel}^2 = \frac{1}{2\pi} \oint r_{\parallel}^2 d\theta. \quad (2)$$

We also consider the analogous quantity ξ_{\perp} :

$$\xi_{\perp}^2 = \frac{1}{2\pi} \oint r_{\perp}^2 d\theta. \quad (3)$$

Using Eq. (1) we have

$$\xi_{\parallel}^2 = \xi_{\perp}^2 = \frac{1}{2} \sum_k |A_k|^2. \quad (4)$$

This exact result has a useful geometric interpretation: penetration of a DLA cluster corresponds to landing inside one of the "fjords". Clearly r_{\perp} is the azimuthal deviation of a walker from a straight path, and r_{\parallel} the penetration. Since they are the same, on average, the only way for DLA to have an anomalous scaling for the penetration depth is for the angular width of the fjords to be smaller and smaller as the cluster grows.

Now we can discuss the scaling of ξ_{\parallel} , the quantity of most interest, by analyzing the A_k and using Eq. (4). We have remarked above that the numerical evidence is that the most of the $|A_k|$ scale as the radius. This is, in some sense obvious, since there is an elementary formula that relates the area, S_N , of the image of the circle to the Laurent coefficients:

$$\pi r_o^2 = S_N + \pi \sum_{k=1} k |A_k|^2 \quad (5)$$

The right hand side scales as $N^{2/D}$, but the area only as N . The leading behavior of the sum must also be $N^{2/D}$. The obvious way for this occur is if each coefficient has this scaling, which would lead to $\xi_{\parallel}^2 \propto r_o^2$. We will now show that this expectation is correct.

If we start with all the A_k small, then in the course of growth, they will not remain small. This is because Laplacian growth is subject to the Mullins-Sekerka instability [10]. In fact the classic calculation of Ref. [10] was concerned with exactly this behavior: the Fourier coefficients of the wrinkling of the surface grow exponentially, with the growth rate proportional to k . The slowest growth is associated with the smallest k . However, we are concerned here with the limiting behavior of A_k , far out of the linear regime.

We can get some insight by making the following estimate for large k :

$$\begin{aligned} |A_k|^2 &= \frac{1}{4\pi^2} \int d\theta_1 d\theta_2 Z(e^{i\theta_1}) Z^*(e^{i\theta_2}) e^{ik(\theta_1 - \theta_2)} \\ &= \frac{1}{2\pi^2 k^2} \int dZ(e^{i\theta_1}) dZ^*(e^{i\theta_2}) \cos(k[\theta_1 - \theta_2]) \\ &\approx \frac{1}{4\pi^2 k^2} \sum_{\delta\theta=1/k} |\Delta Z(e^{i\theta})|^2 \end{aligned} \quad (6)$$

The sum in the last equation can be evaluated in terms of the multifractal spectrum, $\tau(q)$. This follows from the partition function approach of Halsey, et al. [11] where the spectrum is defined by the implicit equation:

$$\sum_{m=1}^k (P_m)^q (|\Delta Z_m|/r_o)^{-\tau(q)} = 1 \quad (7)$$

Here the surface of the cluster should be thought of as being divided into k boxes. The charge in box m is P_m , and the box size is $|\Delta Z|$ for that box. In our case the charges are all equal to $1/k$, and we must put $\tau = -2$. Then we have:

$$\begin{aligned} |A_k|^2 &\sim (r_o^2/k^2) \sum [|\Delta Z|/r_o]^2 \\ &\sim r_o^2 k^{\hat{q}-2} \end{aligned} \quad (8)$$

where $\tau(\hat{q}) = -2$ [12]. We know that the function $\tau(q)$ is increasing, and that $\tau(0) = -D$. Thus $\hat{q} < 0$ and we confirm that the sum in Eq. (5) is dominated by its first few terms, and that each scales as r_o^2 . Furthermore we have $\xi_{\parallel}^2 = \frac{1}{2} \sum_k |A_k|^2 \sim r_o^2$ asymptotically, and the sum converges rapidly.

Thus the asymptotic scaling behavior of the sum for the penetration length, Eq. (4), is the same as that of its terms and the sum is dominated by the first few. The crossover in the penetration depth must be associated with the crossover of the first few Laurent coefficients which, as we have seen, appear to behave differently from the prediction of Eq. (8). The first few coefficients (see

Ref. [4]) represent the quadrupole, octupole, etc. moment of the cluster. We can guess that these have intrinsically slow dynamics (as in the linear regime) and thus cross over more slowly than higher moments. Any quantity associated with averages over the charge (the growth zone) should share this crossover. In fact, we conjecture that there is one kind of crossover of lengths with the same correction to scaling exponent.

We can verify this picture by numerical analysis of the penetration depth and other moments of the charge. We computed the Laurent coefficients r_o and A_1, \dots, A_{10} for conventional DLA clusters using the method described earlier. For each cluster the number of points M sampling the harmonic measure was equal to the size of the cluster, but at least 10^5 ; this way the numerical error in the computed coefficients is around 10%, and the error in their ensemble average is much smaller. The size of the clusters range from 10^3 to 10^6 , and for each given size an ensemble of 1000 was taken.

In Figure 2 we show the penetration depth and compare its crossover to that of the squared absolute value of the Laurent coefficients. All of them seem to have asymptotic scaling of the form:

$$r_o^2(\alpha + \beta n^{-0.3}). \quad (9)$$

The numerical results obtained by the HL method are close, especially for larger cluster sizes, to those shown on Fig. 2.

What we have shown in this paper is that we can unify many of the puzzling results on slow crossovers in DLA. The conformal map approach gave us a strong indication that the crossovers associated with the low order Laurent coefficients are shared by many quantities, but that the asymptotic behavior is that all the characteristic length scales of the growth will scale as $N^{1/D}$.

In fact, this behavior is even more general than it appears. There is another characteristic quantity with units of squared length, namely the ensemble fluctuation of the squared radius [4] :

$$\delta(r_o^2) \equiv [\langle r_o^4 \rangle - \langle r_o^2 \rangle^2]^{1/2} \quad (10)$$

where $\langle \rangle$ denotes an ensemble average. The significance of $\delta(r_o^2)$ is that it is the spread, for different clusters in the ensemble, of $r_o^2 N^{-2/D}$. This is not the same sort of object as those that we have been discussing, which are averaged properties of individual clusters. As was discussed in Ref. [4], $\delta(r_o^2)$ appears to scale more slowly than r_o^2 . Note, however, that Ref. [4] used the HL method, so that only small N were available.

If we go to large N we find that $\delta(r_o^2)$ acts in the same way as $\xi_{||}^2$, with the same correction to scaling: The apparent ensemble sharpening of the radius is also a crossover. This is shown in Figure 3. Once more, directly generating the charge distribution with random walkers

allowed us to go to large N and reveal the crossover, which was not evident in the HL method.

These results, and the last one in particular, give rise to the suspicion that all of the slowly scaling quantities in DLA growth are slaved to some underlying variable. Such a view was proposed some time ago by Barker and Ball [13]. In a future publication we will elaborate on this idea in view of the present understanding of DLA [14]. We think that the considerations in this paper can be extended to give rise to a very detailed understanding of DLA clusters.

LMS and ES are supported by DOE grant DEFG-02-95ER-45546. Part of this work was carried out at the Isaac Newton Institute, whose support under the programme 'Mathematics and Applications of Fractals' is gratefully acknowledged (RCB and LMS).

-
- [1] T.A. Witten and L.M. Sander, Phys. Rev. Lett, **47**, 1400 (1981).
 - [2] P. Meakin, in *Phase Transitions and Critical Phenomena*, eds. C. Domb and J. L. Lebowitz, Vol.12 (Academic, NY, 1988).
 - [3] M. B. Hastings and L. S. Levitov, Physica D **116**, 244 (1998).
 - [4] B. Davidovitch, H. G. E. Hentschel, Z. Olami, I. Procaccia, L. M. Sander, and E. Somfai, Phys. Rev. E **59**, 1368 (1999).
 - [5] T. A. Witten and L. M. Sander, Phys. Rev. B **27**, 2586 (1983).
 - [6] L. Niemeyer, L. Pietronero and H.J. Wiessmann, Phys. Rev. Lett. **52**, 1033 (1984).
 - [7] M. Plischke and Z. Rácz, Phys. Rev. Lett. **53**, 415 (1984).
 - [8] P. Meakin and L. M. Sander, Phys. Rev. Lett. **54**, 2053 (1985).
 - [9] B. B. Mandelbrot, H. Kaufman, A. Vespignani, I. Yekutieli, and C.-H. Lam, Europhys. Lett. **29**, 599 (1995).
 - [10] W. W. Mullins and R. F. Sekerka, J. Appl. Phys. **34**, 323 (1963).
 - [11] T.C. Halsey, P. Meakin and I. Procaccia, Phys. Rev. Lett. **56**, 854 (1986).
 - [12] This estimate differs from the calculation in Appendix B of Ref. [4] because in that paper $|Z|$ in our Eq.6 was implicitly replaced by r_o . We believe this to be too crude an approximation.
 - [13] P. W. Barker and R. C. Ball, Phys. Rev. A **42**, 6289 (1990).
 - [14] R. C. Ball, L. M. Sander, and E. Somfai, to be published.

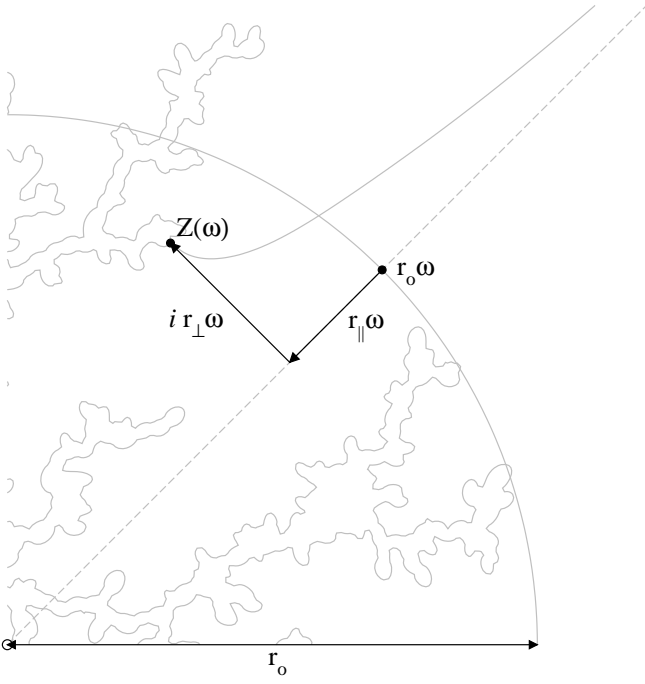


FIG. 1. The radial displacement $r_{||}$ and the transverse displacement r_{\perp} . The origin is at the center of charge.

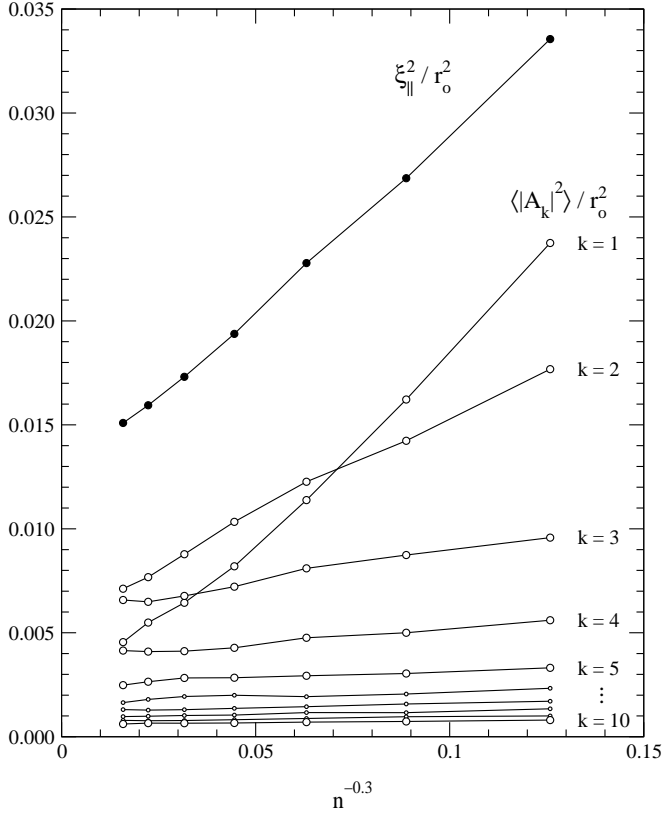


FIG. 2. Crossover of the Laurent coefficients (open circles) and $\xi_{||}^2$ (filled circles). $\xi_{||}^2$ is approximated by the first 10 terms of the rapidly converging sum in Eq. (4). The size of the clusters range from 10^3 to 10^6 in steps of $\sqrt{10}$, and for each given size an ensemble of 1000 was taken.

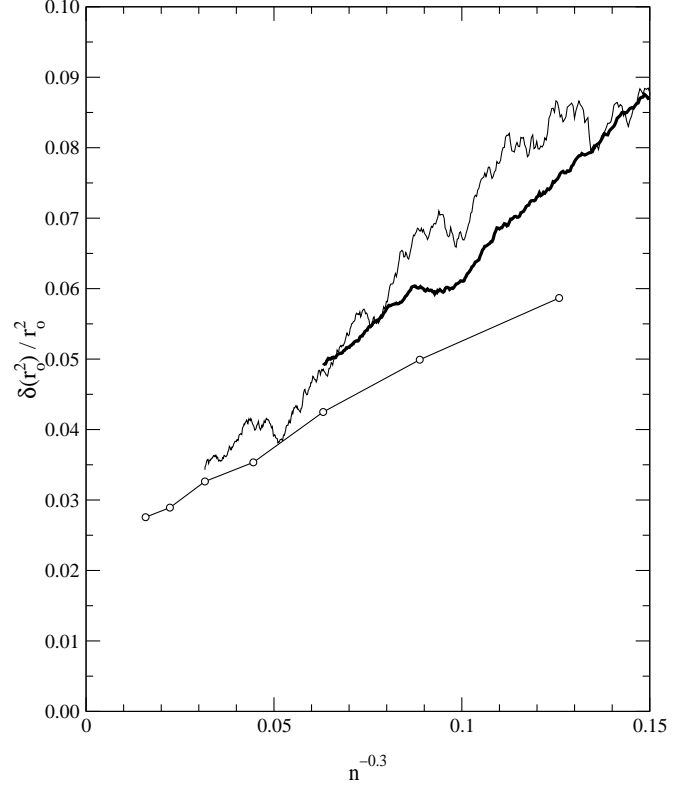


FIG. 3. The relative distribution width of the cluster radius: $\delta(r_o^2)/r_o^2$. The distribution width $\delta(r_o^2)$ obeys the same correction to scaling as the other quantities of squared length dimension, see Fig. 2. The circles represent conventionally grown DLAs, average over 1000 clusters up to size 10^6 ; the continuous lines are produced by the HL method: 400 clusters up to size 10^4 (thick line) and 30 clusters up to size 10^5 (thin line).