

Orderly Spanning Trees with Applications*

Hsueh-I Lu[†]

November 9, 2018

Abstract

We introduce and study the *orderly spanning trees* of plane graphs. This algorithmic tool generalizes *canonical orderings*, which exist only for triconnected plane graphs. Although not every plane graph admits an orderly spanning tree, we provide an algorithm to compute an *orderly pair* for any connected planar graph G , consisting of a plane graph H of G , and an orderly spanning tree of H . We also present several applications of orderly spanning trees: (1) a new constructive proof for Schnyder's Realizer Theorem, (2) the first area-optimal 2-visibility drawing of G , and (3) the best known encodings of G with $O(1)$ -time query support. All algorithms in this paper run in linear time.

1 Introduction

The *canonical orderings* of triconnected plane graphs [13, 23, 34, 35] are crucial in several graph-drawing and graph-encoding algorithms [8–10, 18, 24, 26]. This paper introduces an algorithmic tool *orderly spanning tree*, which generalizes the concept of canonical ordering for plane graphs unrequired to be triconnected. Although not every connected plane graph admits an orderly spanning tree, we provide a linear-time algorithm to compute an *orderly pair* for any connected planar graph G , consisting of a plane graph H of G , and an orderly spanning tree of H .

For the first application of orderly spanning trees, we present a new linear-time algorithm to compute a *realizer* for any plane triangulation (i.e., simple triangulated plane graph with at least three nodes). Schnyder [46] gave the first known linear-time algorithm that computes a realizer for any plane triangulation, and thus, settling the open question on the dimension [16, 52] of planar graphs. This celebrated result also yields the best known straight-line drawing of planar graphs on the grid [47]. The original proof of Schnyder's Realizer Theorem is complicated. Our proof, based upon the existence of orderly spanning tree for any simple plane triangulation, is relatively simple.

For the second application of orderly spanning trees, we give an $O(n)$ -time algorithm that produces a 2-visibility drawing for any n -node simple plane graph H , with $n \geq 3$, whose area is at most $(n-1) \times \lfloor \frac{2n+1}{3} \rfloor$. Let v_1, v_2, \dots, v_n be the nodes of H . A *2-visibility drawing* [18] of H consists of n non-overlapping rectangles b_1, b_2, \dots, b_n such that if v_i and v_j are adjacent in H , then b_i and b_j are visible to each other either horizontally or vertically.¹ For example, the picture in Figure 1(b) is a 2-visibility drawing of the plane graph in Figure 1(a). Föbmeier, Kant, and Kaufmann [18] gave an $O(n)$ -time algorithm to compute an $x \times y$ 2-visibility drawing for H with $x + y \leq 2n$, and conjectured that it is “not trivial” to improve their upper bound. Moreover, they showed an n -node plane triangulation, whose $x \times y$ 2-visibility drawing requires $x + y \geq n - 1 + \lfloor \frac{2n+1}{3} \rfloor$ and $\min\{x, y\} \geq \lfloor \frac{2n+1}{3} \rfloor$.² According to their lower bounds, the 2-visibility drawing produced by our algorithm is worst-case optimal.

*A preliminary version appeared in *Proceedings of the 12-th Annual ACM-SIAM Symposium on Discrete Algorithms*, Washington, D.C., USA, January 7–9, 2001, pp. 506–515. This research is supported in part by NSC grants NSC 89-2213-E-001-034 and NSC 89-2218-E-001-014.

[†]Institute of Information Science, Academia Sinica, Taipei 115, Taiwan, R.O.C. <http://www.iis.sinica.edu.tw/~hil>. <mailto:hil@iis.sinica.edu.tw>.

¹A closely related *rectangle-visibility drawing* [3, 14, 15, 29] of H requires that v_i and v_j are adjacent in H if and only if b_i and b_j are visible to each other.

²The lower bounds stated in [18] are $x + y \geq \frac{5n}{3}$ and $\min\{x, y\} \geq \frac{2n}{3}$. Based on the given sketch of proof, however, it is not hard to see that their lower bound should be corrected as $x + y \geq n - 1 + \lfloor \frac{2n+1}{3} \rfloor$ and $\min\{x, y\} \geq \lfloor \frac{2n+1}{3} \rfloor$.

For the third application of orderly spanning trees, we investigate the problem of encoding a graph G into a binary string S with the requirement that S can be decoded to reconstruct G . This problem has been extensively studied with three objectives: (1) minimizing the length of S , (2) minimizing the time required to compute and decode S , and (3) supporting queries efficiently. As these objectives are often conflicting, a number of coding schemes with different trade-offs have been proposed in the literature. The widely useful adjacency-list encoding of an n -node m -edge graph G requires $2m\lceil\log_2 n\rceil$ bits. Using the encoding schemes of Breuer and Folkman [4, 5] developed during the 60's, the adjacency of any two nodes can be determined by the Hamming distance of their labels. Talamo and Vocca [49] gave an encoding, obtainable in $O(n^3)$ time, that assigns an $O(d\log^3 n)$ -bit label to each degree- d node. Without accounting for the time required to read the labels, the adjacency of two nodes can be determined from their encoding in $O(1)$ time. For certain graph families, Kannan, Naor, and Rudich [33] provided schemes encoding each node with $O(\log n)$ bits, and supporting the $O(\log n)$ -time testing of adjacency between any two nodes. Instead of using Schnyder's Realizer Theorem, Grossi and Lodi [22] improved the results in [33] for planar graphs by inventing an $O(n\log n)$ -time algorithm to decompose any planar graph into three edge-disjoint forests.³ Cohen, Di Battista, Kanevsky, and Tamassia [12] provided an $O(n^4 m 4^k / k^2)$ -time and linear-space encoding of a k -connected G , supporting $O(1)$ -time query on whether any two nodes are connected by $k + 1$ node-disjoint paths. Jacobson [32] gave an $\Theta(n)$ -bit encoding for a connected and simple planar G to support traversal in $\Theta(\log n)$ time per node visited.

Under the *word model of computation* [7, 11, 19, 50, 51, 56], where operations such as read, write, and add on $O(\log n)$ consecutive bits take $O(1)$ time, an encoding S of G is *weakly convenient* [10] if it takes (i) $O(m + n)$ time to encode G and decode S , (ii) $O(1)$ time to determine from S the adjacency of any two nodes in G , and (iii) $O(d)$ time to determine from S the neighbors of a degree- d node in G . If the degree of a node can be determined from a weakly convenient S in $O(1)$ time, then S is *convenient* [10]. For a planar G having multiple edges but no self-loops, Munro and Raman [40] gave the first nontrivial convenient encoding of G with $2m + 8n + o(m + n)$ bits. Their result is based on the four-page decomposition of planar graphs [57] and auxiliary strings, encoding an involved three-level data structure for any string of parentheses. For a planar G that has (respectively, has no) multiple edges, Chuang, Garg, He, Kao, and Lu [10] improved the bit count to $2m + (5 + \frac{1}{k})n + o(m + n)$ (respectively, $\frac{5}{3}m + (5 + \frac{1}{k})n + o(n)$) for any positive constant k . They also provided a weakly convenient encoding of $2m + \frac{14}{3}n + o(m + n)$ (respectively, $\frac{4}{3}m + 5n + o(n)$) bits for a planar G that has (respectively, has no) multiple edges. Based on our orderly-pair algorithm, in this paper we present the best known convenient encodings for a planar G : If G may (respectively, does not) contain multiple edges, then the bit count of our encoding is $2m + 3n + o(m + n)$ (respectively, $2m + 2n + o(n)$), which is even less than that of the weakly convenient encodings of Chuang *et al.* [10]. The bit counts are very close to Tutte's information-theoretical lower bound of roughly $3.58m$ bits for encoding connected plane graphs without any query support [55]. The bit count of our encoding for a planar G without multiple edges matches that of the best known convenient encoding for an outerplanar graph [40]. Besides relying on the orderly-pair algorithm, our results are also based on an improved auxiliary string for a folklore encoding [10, 25, 40] of a rooted tree T . With the auxiliary strings of Munro and Raman [40], computing the degree of a degree- d node in T requires $\Theta(d)$ time. In this paper, we present a nontrivial auxiliary string, in Lemma 5.3, to support the degree query in $O(1)$ time.

If one only needs to reconstruct G with no query support, the code length can be substantially shortened. For this case, Turán [53] used $4m$ bits for a planar G that may have self-loops; this bound was improved by Keeler and Westbrook [37] to $3.58m$ bits. They also provided coding schemes for several important families of planar graphs. In particular, they used $1.53m$ bits for a triangulated simple G , and $3m$ bits for a connected G free of self-loops and degree-one nodes. For a simple triangulated (respectively, triconnected) G , He, Kao, and Lu [26] improved the bit count to $\frac{4}{3}m + O(1)$ (respectively, $\frac{3}{2}(\log_2 3)m + O(1)$). Rossignac [45] independently showed how to encode a triangulated G in $\frac{4}{3}m + O(1)$ bits. Although all these encodings can be encoded and decoded in linear time, none of them is known to be information-theoretically optimal. For example, the information-theoretic tight bound for plane triangulations, given by Tutte [54], is roughly $1.08m$. Recently, He, Kao, and Lu [25, 27] proposed an $O(n\log n)$ -time framework for encoding a graph in information-theoretically optimal number of bits. This framework is applicable to various classes of planar

³The results of Schnyder [46, 47] immediately imply a linear-time algorithm for decomposing any planar graph into three edge-disjoint forests.

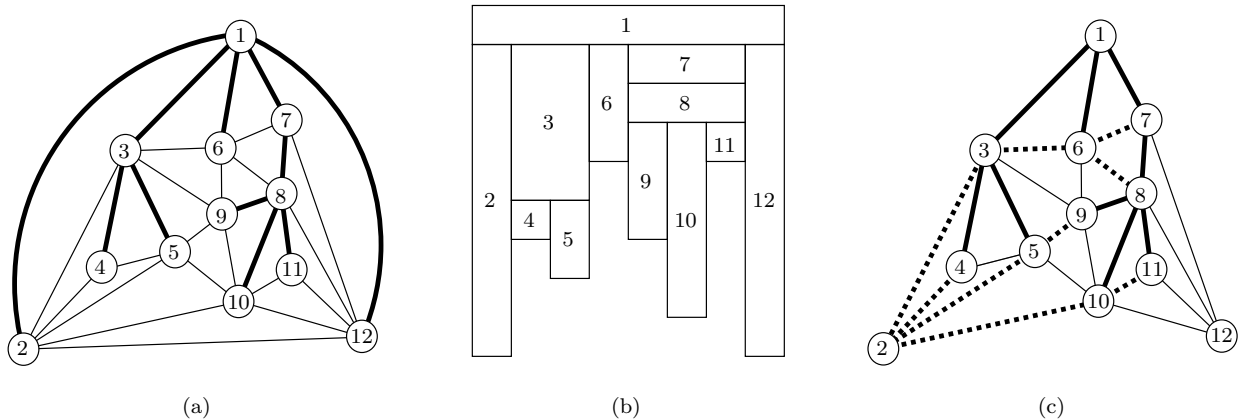


Figure 1: (a) A plane graph H with an orderly spanning tree of H rooted at node 1 represented by the thick edges. (b) A 2-visibility drawing of H . (c) A realizer (T_1, T_2, T_{12}) of H , where T_1 (respectively, T_2 and T_{12}) consists of the thick (respectively, dashed and thin) edges.

graphs. In a distributed setting, Gavaille and Hanusse [21] designed succinct shortest-path routing tables for graphs of bounded genus. For dense graphs and complement graphs, Kao and Teng [36] devised two compressed representations from adjacency lists to speed up basic graph techniques. Papadimitriou and Yannakakis [44] and Galperin and Wigderson [20] investigated complexity issues arising from encoding a graph by a small circuit that computes its adjacency matrix. For labeled planar graphs, Itai and Rodeh [31] gave an encoding of $\frac{3}{2}n \log n + O(n)$ bits. For unlabeled general graphs, Naor [42] gave an encoding of $\frac{1}{2}n^2 - n \log n + O(n)$ bits. For encodings of sparse graphs that need support for efficient updates, see [6, 41]. For parallel encoding algorithms for sparse graphs, see [1]. A book in preparation by Spinrad [48] surveys implicit representations for various graph classes.

The rest of the paper is organized as follows. Section 2 gives the linear-time algorithm for computing an orderly pair of any given planar graph, whose applications are given in Sections 3–5. Section 3 gives the linear-time algorithm for computing a realizer of any given plane triangulation. Section 4 shows the linear-time algorithm for obtaining an area-optimal 2-visibility drawing of any given plane graph. Section 5 shows the best known convenient encodings for planar graphs.

2 Orderly spanning trees for plane graphs

2.1 Basics

A graph is *simple* if it contains no multiple edges. Unless stated otherwise, all graphs in Sections 2–4 are simple. A *plane graph* of a planar graph G is the graph G equipped with a fixed planar embedding of G . Let H be a plane graph. The *contour* of H is the boundary of the external face of H . The nodes and edges on the contour of H are *external* in H ; and the other nodes and edges are *internal* in H .

Let T be a rooted spanning tree of a connected plane graph H . Two distinct nodes of H are *unrelated* with respect to T if neither of them is an ancestor of the other in T . An edge e of H is *unrelated* with respect to T if the endpoints of e are unrelated with respect to T . Let v_1, v_2, \dots, v_n be the counterclockwise preorder of the nodes in T . A node v_i is *orderly* in H with respect to T if the neighbors of v_i in H form the following four blocks of H with respect to T in counterclockwise order around v_i :

$B_1(v_i)$: the parent of v_i in T ;

$B_2(v_i)$: the nodes v_j with $j < i$ that are unrelated to v_i with respect to T ;

$B_3(v_i)$: the children of v_i in T ; and

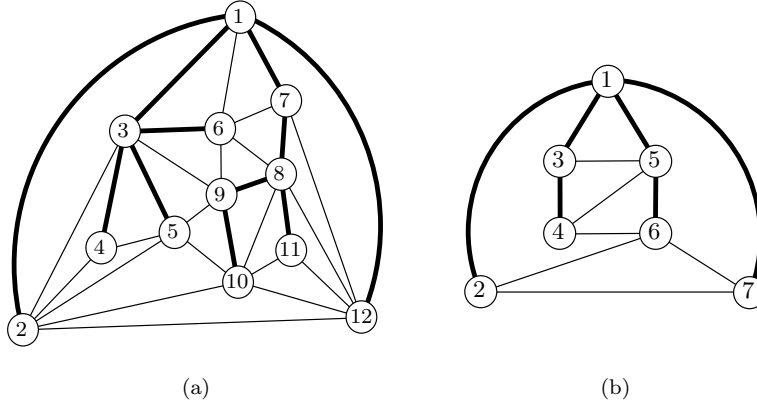


Figure 2: (a) The tree rooted at node 1, consisting of the thick edges, is not an orderly spanning tree of the plane graph. (b) A triconnected plane graph H , where the thick edges form an orderly spanning tree T , rooted at node 1, of H . The counterclockwise preorder of T is not a canonical ordering of H .

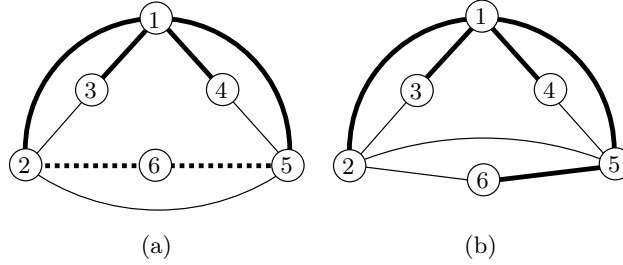


Figure 3: (a) A plane graph H that has no orderly spanning trees. (b) A different planar embedding of H that admits an orderly spanning tree rooted at node 1, consisting of the thick edges.

$B_4(v_i)$: the nodes v_j with $j > i$ that are unrelated to v_i with respect to T ,

where each block could be empty. T is an *orderly spanning tree* of H if (i) v_1 is on the contour of H , and (ii) each node v_i is orderly in H with respect to T . Clearly, if T is an orderly spanning tree of H , then each incident edge of v_1 in H belongs to T . An example of orderly spanning tree is given in Figure 1(a). Figure 2(a) provides a negative example of orderly spanning tree, where nodes 1, 3, 8, and 10 are not orderly in H with respect to T .

Not every connected plane graph admits an orderly spanning tree. However, as to be shown in this section, there always exists a planar embedding for any given planar graph that admits an orderly spanning tree. For example, consider the plane graph H in Figure 3(a). Assume for a contradiction that H admits an orderly spanning tree T rooted at node 1. Observe that the thick edges must be in T , and thus the thin edges cannot be in T . Clearly, T contains exactly one of the dashed edges. In either case, however, the parent of node 6 in T is not orderly in H with respect to T , thereby, contradicting the assumption that T is an orderly spanning tree rooted at node 1. Since H is rotationally symmetric, H admits no orderly spanning trees. If we change the planar embedding of H by moving edge $(2, 5)$ to the interior of H , as shown in Figure 3(b), then the new plane graph has an orderly spanning tree rooted at node 1 consisting of the thick edges.

We say that (H, T) is an *orderly pair* of a connected planar graph G with respect to r if (i) H is a plane graph of G , and (ii) T rooted at r is an orderly spanning tree of H . The concept of orderly pair originates from that of canonical spanning tree of triconnected plane graphs, introduced by Chuang et al. [10]. If a plane graph H is triconnected, then an orderly spanning tree of H is precisely a canonical spanning tree of H . On the one hand, given a canonical ordering of H , obtainable in linear time [34], it takes linear time

to compute for H an orderly spanning tree T whose counterclockwise preordering is the given canonical ordering of H [10]. On the other hand, as shown in Figure 2(b), the counterclockwise preordering of an orderly spanning tree for H may not be a canonical ordering of H . If H is a plane triangulation, however, then it is not difficult to verify that the counterclockwise preordering of any orderly spanning tree of H is a canonical ordering of H .

2.2 The orderly-pair algorithm

This subsection shows how to compute an orderly pair for any planar graph in linear time. Without loss of generality, we may assume that the input planar graph is already equipped with a planar embedding represented by an adjacency list, where each node v keeps a doubly linked list, storing its neighbors in counterclockwise order around v . Moreover, two copies of an edge are cross-linked to each other. Based upon this representation, both deleting an edge and moving an edge to the interior of a face can be conducted in $O(1)$ time. Such a representation can be obtained as a by-product by running the linear-time planarity-testing algorithm of Hopcroft and Tarjan [28].

To describe the algorithm, we need some definitions for a 2-connected plane graph H . If v is an external node in H , then let $\text{next}(H, v)$ (respectively, $\text{prev}(H, v)$) denote the external node of H that immediately succeeds (respectively, precedes) v in counterclockwise order around the contour of H . For any two distinct external nodes r and v of H , let $K_1(H, r, v)$ (respectively, $K_2(H, r, v)$) denote the sequence of the external nodes of H from r to v in counterclockwise (respectively, clockwise) order around the contour of H . Clearly, we have $\text{prev}(H, v) \in K_1(H, r, v)$ and $\text{next}(H, v) \in K_2(H, r, v)$. Let $K(H, r) = K_1(H, r, \text{prev}(H, r))$, i.e., the sequence of the external nodes of H from r to $\text{prev}(H, r)$ in counterclockwise order around the contour of H . For example, if H is the plane graph shown in Figure 3(b), then we have $\text{next}(H, 2) = 6$, $\text{prev}(H, 2) = 1$, $K_1(H, 1, 6) = (1, 2, 6)$, $K_2(H, 1, 6) = (1, 5, 6)$, and $K(H, 1) = (1, 2, 6, 5)$.

The key component of our orderly-pair algorithm is the following recursive subroutine $\text{block}(G, r, v)$, where G is a 2-connected plane graph, and r and v are two distinct external nodes of G .

Subroutine $\text{block}(G, r, v)$

Step 1. If G consists of a single edge (r, v) , then return (G, G) ; otherwise, perform Steps 2–7.

Step 2. Perform Step 2.1 for each internal face F of v in G in clockwise order around v starting from the one containing $(v, \text{prev}(G, v))$.

Step 2.1. For any node x in F such that (v, x) is an edge of G preceding F in counterclockwise order around v starting from $(v, \text{next}(G, v))$, update the planar embedding of G by flipping (v, x) into the interior of F .

Remark. For instance, if v and F are as shown in Figure 4, then (v, x_1) and (v, x_2) will be flipped into the interior of F by Step 2.1.

Step 3. Let p be the neighbor of v in G closest to r in $K_2(G, r, v)$.

Step 4. Perform Step 4.1 for each internal face F of G that succeeds (v, p) in counterclockwise order around v starting from the one containing (v, p) :

Step 4.1. For any node x in F such that (v, x) is an edge of G succeeding F in counterclockwise order around v starting from $(v, \text{next}(G, v))$, update the planar embedding of G by flipping (v, x) into the interior of F .

Remark. For instance, if v and F are as shown in Figure 4, then (v, x_3) and (v, x_4) will be flipped into the interior of F by Step 4.1.

Step 5. Let G' be the graph obtained by deleting all the incident edges of v in G , except for (v, p) . Compute the 2-connected components of G' by traversing the segment of the contour of G' from $\text{prev}(G, v)$ to $\text{next}(G, v)$ in counterclockwise order around the counter of G' .

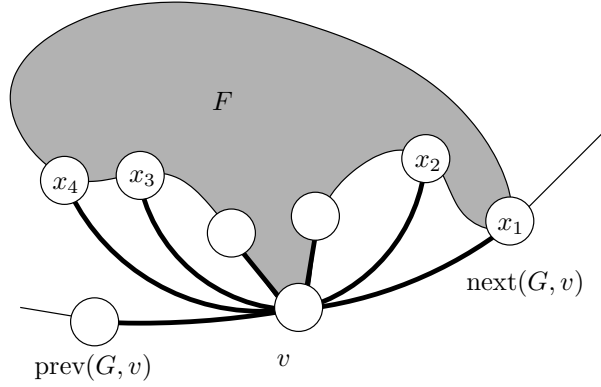


Figure 4: F is an internal face of G containing nodes v and x_i , but not edge (v, x_i) for each $i \in \{1, 2, 3, 4\}$.

Remark. Since G is 2-connected, we know that all 2-connected components of G' are external to one another. Therefore, the above traversal on part of the contour will suffice. Also, by definitions of G' and p , some 2-connected component of G' consists of the single edge (v, p) .

Step 6. Compute $(H_i, T_i) = \text{block}(G_i, r_i, v_i)$ for each 2-connected component G_i of G' , where r_i is the node of G_i closest to r in G' , and v_i is defined as follows:

Case 1: $G_i = (v, p)$. Let $v_i = v$.

Case 2: G_i and $\text{prev}(G, v)$ are on the same side of (v, p) in G . Let S consist of the nodes in both $K_1(G_i, \text{next}(G_i, r_i), \text{prev}(G_i, r_i))$ and $K_1(G, r, v)$. If S is empty, then let $v_i = \text{next}(G_i, r_i)$. Otherwise, let v_i be the last node of S in counterclockwise order around the contour of G_i .

Case 3: G_i and $\text{next}(G, v)$ are on the same side of (v, p) in G . Let S consist of the nodes in both $K_1(G_i, \text{next}(G_i, r_i), \text{prev}(G_i, r_i))$ and $K_2(G, r, v)$. If S is empty, then let $v_i = \text{prev}(G_i, r_i)$. Otherwise, let v_i be the first node of S in counterclockwise order around the contour of G_i .

Step 7. Return (H, T) , where H is obtained from G by replacing each G_i with H_i , and T is the union of all T_i .

An illustration of $\text{block}(G, r, v)$ is given in Figure 5. Let G be the 2-connected plane graph shown in Figure 5(a). At the completion of Step 4, the resulting G and p are as shown in Figure 5(b), where the gray ellipse with label i is the i -th 2-connected component G_i of G' . Note that (v, p) is also a 2-connected component of G' . One can verify that after Step 6 we have $r_1 = r$, $r_2 = r_6$, $r_8 = r_9$, $r_{11} = r_{12} = p$, and $v_{11} = v$. For the 2-connected components lying on the same side of (v, p) with $\text{prev}(G, v)$, we have $v_1 = r_2$, $v_2 = r_3$, $v_3 = r_4$, $v_4 = \text{prev}(G, v)$, and $v_i = \text{next}(G_i, r_i)$ for each $i \in \{5, 6, \dots, 10\}$. For the 2-connected components lying on the same side of (v, p) with $\text{next}(G, v)$, we have $v_{12} = r_{13}$, $v_{13} = r_{15}$, $v_{14} = \text{prev}(G_{14}, r_{14})$, and $v_{15} = \text{next}(G, v)$.

Lemma 2.1 *If r and v are two distinct external nodes of a 2-connected plane graph G , then $\text{block}(G, r, v)$ outputs an orderly pair of G with respect to r .*

Proof. Let (H, T) be the output of $\text{block}(G, r, v)$. We prove the following statements with respect to G , H , T , r , and v by induction on the number of edges in G :

1. Each external node of G remains external in H . Moreover, $K(G, r)$ is a subsequence of $K(H, r)$.
2. For each neighbor x of v in H other than p , if x and $\text{prev}(H, v)$ (respectively, $\text{next}(H, v)$) are on the same side of (v, p) in H , then (v, x) is on the first (respectively, last) internal face of H containing v and x in counterclockwise order around v starting from the one containing $(v, \text{next}(H, v))$.

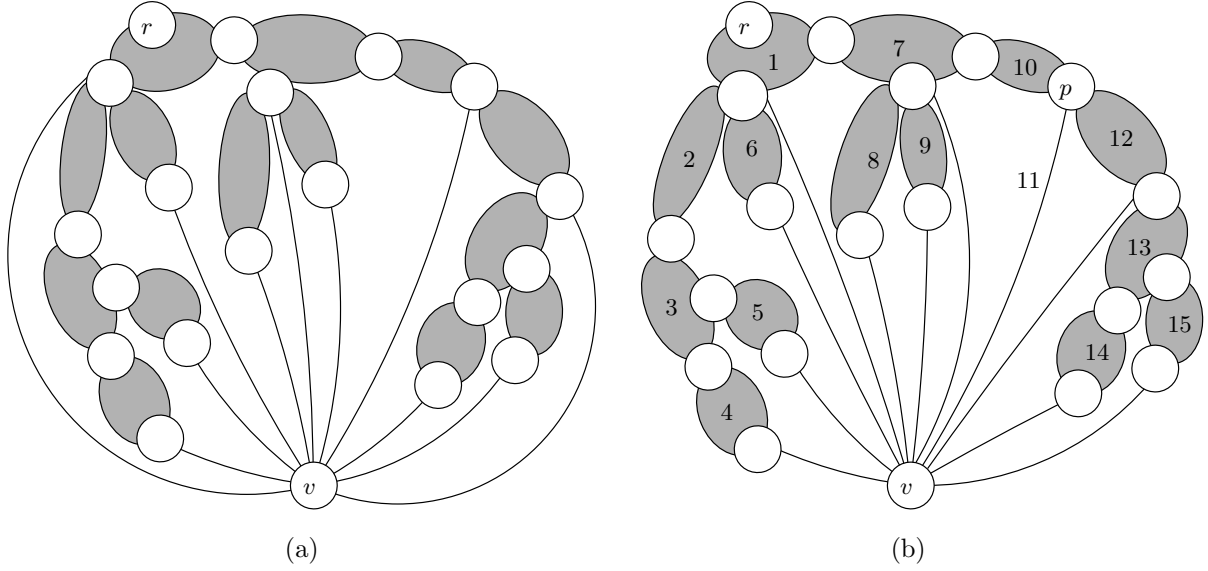


Figure 5: (a) A 2-connected plane graph G , where each gray ellipse is a 2-connected component of $G - \{v\}$. (b) The plane graph G at the completion of performing Steps 1–4 of $\text{block}(G, r, v)$.

3. T rooted at r is a spanning tree of H such that exactly one of the following conditions holds for each node u in $K_1(H, r, v)$ (respectively, $K_2(H, r, v)$): (i) u is a leaf of T ; and (ii) $\text{next}(H, u)$ (respectively, $\text{prev}(H, u)$) is the lowest-indexed (respectively, highest-indexed) child of u in T .
4. H is a plane graph of G .
5. T rooted at r is an orderly spanning tree of H .

Statements 4 and 5 clearly suffice, but we need the other statements to enable the induction step. When G consists of a single edge (r, v) , by Step 1 we have $H = T = G$. It is not difficult to see the inductive basis of each statement holds. For brevity, let Statement $j(i)$ stand for Statement j with respect to G_i , H_i , T_i , r_i , and v_i . Suppose G' consists of k 2-connected components. By Step 6, we have $r_i \neq v_i$ for each i . It follows from the inductive hypothesis that Statement $j(i)$ holds for each $i \in \{1, 2, \dots, k\}$ and $j \in \{1, 2, \dots, 5\}$. The rest of the proof shows the induction step.

Statement 1 Observe that throughout the execution of $\text{block}(G, r, v)$, without accounting for its subsequent subroutine calls to block , the embedding of G changes only by flipping edges into the interior of internal faces of G in Steps 2 and 4. Thus, based on how H is obtained from G in Step 7, it follows from Statement 1(i) for all $i \in \{1, 2, \dots, k\}$ that the statement holds.

Statement 2 Let Statement 2' stand for the statement obtained from Statement 2 by replacing each H with an G . By Steps 2 and 4, one can easily verify that the G at the completion Step 4 satisfies Statement 2'. From Statement 2 and how H is obtained from G in Step 7, we know that the relative order among the incident edges of v and the faces containing v remains the same in G and H . Therefore the statement follows from Statement 2'.

Statement 3 For each $i \in \{1, 2, \dots, k\}$, Statement 3(i) implies that T_i is a spanning tree of H_i . Since H_1, H_2, \dots, H_k are edge disjoint, and each node of H belongs to some H_i , we know that T , the union of all T_i , is a spanning tree of H . Since v is a leaf of T , clearly the required property holds for v . Let x be an external node of H other than v . If (x, v) is not an external edge of H belonging to $H - T$, then the required

property for x follows from the property of x guaranteed by Statement 3(i) for each index i with $x \in H_i$. Otherwise, by Statement 2, x is either $\text{prev}(H, v)$ or $\text{next}(H, v)$. Let H_j be the 2-connected component of H' containing x . We have $v_j = x$. By Statement 3(j), x is a leaf of T_j . Clearly, x is also a leaf of T , so the required property holds for x .

Statement 4 Observe that Steps 2 and 4 flip an edge (v, x) into the interior of F only if F contains both v and x . Therefore, the equipped embedding of G at the completion of Step 4 is still planar. According to how H is obtained from G in Step 7, the statement follows from Statements 1 and 4(i) for all indices $i \in \{1, 2, \dots, k\}$.

Statement 5 Clearly, each neighbor of r in H is a child of r in T , hence r is orderly in H with respect to T . The rest of the proof shows that each node x other than r is orderly in H with respect to T . Let H' be the graph obtained from H by deleting each incident edge of v in $H - T$. Clearly, H' is a plane graph of G' , and each H_i is a 2-connected component of H' . Let I_x consist of the indices i with $x \in H_i$. By $x \neq r$, one can verify that there is an index j in I_x such that $x \neq r_j$ and $x = r_i$ for each index $i \in I_x - \{j\}$.

We first show that if (v, x) is an edge of $H - H'$, then (v, x) is unrelated with respect to T . If the index of x is higher than that of v , then by the fact that v is a leaf in T , we know that (v, x) is unrelated. As for the case with the index of x lower than that of v , let us assume for a contradiction that x is an ancestor of v in T . By $(v, x) \in H - T$ and the fact that p is the parent of v in T , we know that x is also an ancestor of p in T . Let P be the path of T between r and p . Clearly, $x \in P$. Let y be the node of H_j closest to p in P . It is not difficult to see $y \in K_2(H, r, p)$ and $y \in K_2(H_j, r_j, x)$. By $(v, p) \in T$, $(v, x) \in H - T$, and $y \in K_2(H, r, p)$, we know $y \neq x$. Otherwise, x would have been a neighbor of v in H closer to r than p in $K_2(H, r, v)$, thereby, contradicting the choice of p by Step 3. By $y \neq x$, x is not a leaf of T_j . Let $z = \text{prev}(H_j, x)$. By Statement 2(j), we know that z is a child of x in T_j . By $(v, x) \notin T$, we have $x \neq r_j$. By $x \neq r_j$ and $y \in K_2(H_j, r_j, x)$, we know that y and z are on different sides of the path of T_j between r_j and x in H_j , thereby, contradicting the fact that z is the highest-indexed child of x in T_j .

We then show that x is orderly in H' with respect to T . If $|I_x| = 1$, then the orderly pattern of x in H' with respect to T follows immediately from that in H_j with respect to T_j , which is ensured by Statement 5(j). When $|I_x| \geq 2$, by Statement 5(i) for all $i \in I_x - \{j\}$, each neighbor of x in $\bigcup_{i \in I_x - \{j\}} H_i$ is a child of x in T . It follows from Statement 3(j) that all children of x in T are consecutive in H' around x . Since x is orderly in H_j with respect to T_j , one can see that x is orderly in H' with respect to T .

Since v is a leaf of T , we know that v is orderly in H with respect to T . It remains to show that each neighbor x of v in $H - H'$ is orderly in H with respect to T . Let z_1 (respectively, z_2) be the neighbor of x that precedes (respectively, succeeds) v in counterclockwise order around x . It suffices to show that if the index of x is lower (respectively, higher) than that of v , then z_2 (respectively, z_1) belongs to $B_1(x)$ or $B_4(x)$ (respectively, $B_1(x)$ or $B_2(x)$) of H' with respect to T as follows: If the index of x is lower than that of v , then we know $z_2 = \text{next}(H_j, x)$ by Statement 2. By Step 6, one can verify that x belongs to $K_2(H_j, r_j, v_j)$. By Statement 3, we have that z_2 belongs to either $B_1(x)$ or $B_4(x)$ of H' with respect to T . If the index of x is higher than that of v , then we know $z_1 = \text{prev}(H_j, x)$ from Statement 2. By Step 6, one can verify that x belongs to $K_1(H_j, r_j, v_j)$. From Statement 3, we have that z_1 belongs to either $B_1(x)$ or $B_2(x)$ of H' with respect to T . \square

Lemma 2.2 If r and v are two distinct external nodes of an n -node 2-connected plane graph G , then $\text{block}(G, r, v)$ runs in $O(n)$ time.

Proof. The execution of $\text{block}(G, r, v)$ consists of a sequence of subroutine calls to block . One can see that each node of G can be the parameter v for no more than two subroutine calls to block — one with $G \neq (r, v)$ and the other with $G = (r, v)$. Clearly, if $G = (r, v)$, then the subroutine call $\text{block}(G, r, v)$ runs in $O(1)$ time. Let ℓ be the number of subroutine calls to $\text{block}(G, r, v)$ with $G \neq (r, v)$. For each $j \in \{1, 2, \dots, \ell\}$, let $\text{block}(G_j, r_j, v_j)$ be the j -th subroutine call to block with $G_j \neq (r_j, v_j)$ throughout the execution of $\text{block}(G, r, v)$, where $G_1 = G$, $r_1 = r$, and $v_1 = v$. Clearly, $v_j \neq v_{j'}$ for any two distinct indices j and j' , thereby, implying $\ell \leq n$. Let E_j consist of the edges of G belonging to the boundary of some internal face of G_j which contains v_j . Let t_j be the time required by $\text{block}(G_j, r_j, v_j)$, without accounting for that required by its subsequent subroutine calls to block . Clearly, $t_j = O(|E_j|)$ holds for each j . It is

not difficult to implement the algorithm **block** such that the running time of $\text{block}(G, r, v)$ is dominated by $\sum_{j=1}^{\ell} t_j = \sum_{j=1}^{\ell} O(|E_j|)$. Since G has $O(n)$ edges, it suffices to show as follows that any edge (x, y) of G belongs to no more than two of the sets $E_1, E_2, \dots, E_{\ell}$: Let j_1 be the smallest index j with $(x, y) \in E_j$. If $v_{j_1} \in \{x, y\}$, then j_1 is also the largest index j with $(x, y) \in E_j$. It remains to consider the case $v_{j_1} \notin \{x, y\}$. Let j_2 be the smallest index j with $j > j_1$ and $(x, y) \in E_j$. By definition of **block**, it can be verified that (x, y) has to be on the contour of G_{j_2} , implying $v_{j_2} \in \{x, y\}$. Therefore, j_2 is the largest index j with $(x, y) \in E_j$. \square

Finally, we have the next theorem.

Theorem 2.3 *It takes $O(n)$ time to compute an orderly pair for an n -node connected planar graph.*

Proof. Let G be a plane graph of the input n -node planar graph. Let G_1, G_2, \dots, G_k be the 2-connected of G . Let r be an external node of G_1 . For each i , let r_i be the node of G_i closest to r in G . Clearly, $r_1 = r$. Also, for each $i \in \{2, 3, \dots, k\}$, it is not difficult to see that r_i is an external node of G_i , and that $G - \{r_i\}$ is disconnected. For each $i \in \{1, 2, \dots, k\}$, let $(H_i, T_i) = \text{block}(G_i, r_i, \text{next}(G_i, r_i))$. Let T be the union of T_1, T_2, \dots, T_k rooted at r . Let H be the union of H_1, H_2, \dots, H_k such that, for each $i \in \{1, 2, \dots, k\}$, the children of r_i in T are consecutive in the counterclockwise neighbor sequence of r_1 in H . By Lemma 2.1, one can verify that H is a well-defined plane graph of G , and that T is an orderly spanning tree of H . By Lemma 2.2, it is not difficult to see that both H and T are derivable in $O(n)$ time. \square

3 Realizers for plane triangulations

This section provides a new linear-time algorithm for computing a realizer for any n -node plane triangulation G . As defined by Schnyder [46, 47], (T_1, T_2, T_n) is a *realizer* of G if

- the internal edges of G are partitioned into three edge-disjoint trees T_1, T_2 , and T_n , each rooted at a distinct external node of G ; and
- the neighbors of each internal node v of G form six blocks U_1, D_n, U_2, D_1, U_n , and D_2 in counterclockwise order around v , where for each $j \in \{1, 2, n\}$, U_j (respectively, D_j) consists of the parent (respectively, children) of v in T_j .

A realizer of the plane triangulation in Figure 1(a) is shown in Figure 1(c).

Lemma 3.1 *Given an orderly spanning tree of G , a realizer of G is computable in $O(n)$ time.*

Proof. Let T be the given orderly spanning tree of G . Let v_1, v_2, \dots, v_n be the counterclockwise preordering of T , where v_1, v_2 , and v_n are the external nodes of G in counterclockwise order. Clearly, (v_1, v_2) and (v_1, v_n) must be in T . Since G is a plane triangulation, and the edge of $G - T$ is unrelated with respect to T , we know that both $B_2(v_i)$ and $B_4(v_i)$ are nonempty for each $3 \leq i \leq n-1$. Let p_i (respectively, q_i) be the index of the last (respectively, first) node in $B_2(v_i)$ (respectively, $B_4(v_i)$) in counterclockwise order around v_i . Let T_1 be obtained from T by deleting (v_1, v_2) and (v_1, v_n) . Let $T_2 = \{(v_i, v_{p_i}) \mid 3 \leq i \leq n-1\}$ and $T_n = \{(v_i, v_{q_i}) \mid 3 \leq i \leq n-1\}$. An example is shown in Figure 1(c). Clearly, $p_i < i < q_i$ holds for each $3 \leq i \leq n-1$, implying that both T_2 and T_n are acyclic. Since G is a plane triangulation, exactly one of the equalities $i = p_j$ and $j = q_i$ holds for each edge $(v_i, v_j) \in G - T$ with $i < j$. It follows that each internal edge of G belongs to exactly one of T_1, T_2 , and T_n . By definitions of p_i and q_i , one can verify that the neighbors of each internal node v_i of G indeed form the required pattern for (T_1, T_2, T_n) as a realizer of G . Since it takes $O(1)$ time to determine each p_i and q_i , the lemma is proved. \square

Theorem 3.2 (see also [46, 47]) *A realizer of any plane triangulation is derivable in linear time.*

Proof. Straightforward by Theorem 2.3 and Lemma 3.1. \square

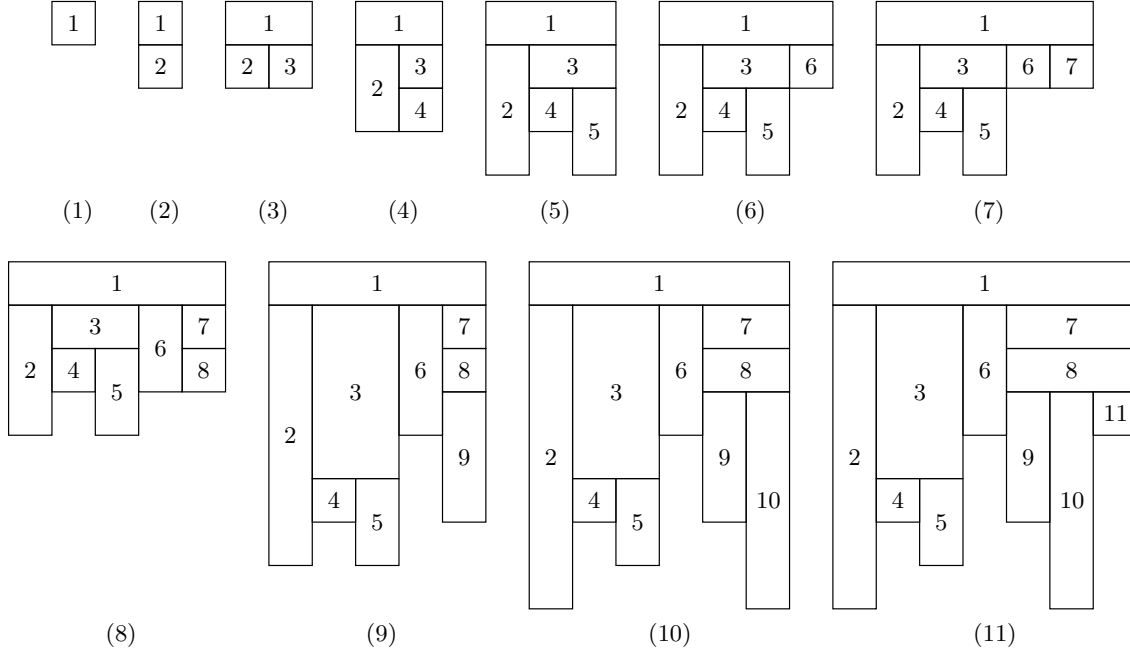


Figure 6: An illustration of the intermediate steps of $\text{draw}(G, T)$, where G and T are as shown in Figure 1(a).

4 2-visibility drawings for plane graphs

This section shows how to obtain in $O(n)$ time an $(n-1) \times \lfloor \frac{2n+1}{3} \rfloor$ 2-visibility drawing for any n -node plane graph G . For calculating the area of a 2-visibility drawing, we follow the convention [18], stating that the corner coordinates of each rectangle are integers, and that each rectangle is no smaller than 1×1 . For example, the area of the 2-visibility drawing shown in Figure 1(b) is 9×8 . Let G' be a plane triangulation obtained by triangulating G . It is clear that any 2-visibility drawing of G' is also a 2-visibility drawing of G . The rest of the section assumes that G is a plane triangulation.

Let T be an orderly spanning tree of G . Let v_1, v_2, \dots, v_n be the counterclockwise preorder of the nodes in T . Our algorithm $\text{draw}(G, T)$ consists of n iterations, where the i -th iteration performs the following steps:

- Step 1. If $i \neq 1$ and v_i is not the first child of its parent in T , then lengthen each ancestor of v_i in T to the right by one unit.
- Step 2. Draw v_i as a unit square beneath the parent of v_i in T such that v_i and all ancestors of v_i in T align along the right boundary. Clearly, v_i is vertically visible to its parent in T .
- Step 3. Lengthen downward v_i and each neighbor v_j of v_i in G with $j < i$, if necessary, so that v_i and v_j are horizontally visible to each other.

If G and T are as shown in Figure 1(a), then the intermediate (respectively, resulting) drawing obtained by $\text{draw}(G, T)$ is shown in Figure 6 (respectively, Figure 1(b)).

Lemma 4.1 *The algorithm $\text{draw}(G, T)$ obtains an $x \times y$ 2-visibility drawing of G with $x \leq n-1$ and that y equals the number of leaves in T .*

Proof. Since T is an orderly spanning tree of G , it is clear that $\text{draw}(G, T)$ is well defined, and that the output of $\text{draw}(G, T)$ is indeed a 2-visibility drawing of G with width equal to the number of leaves in T . The rest of the proof shows that the height of the output of $\text{draw}(G, T)$ is at most $n-1$. For any two distinct

edges e and e' in $G - T$, we say that e *encloses* e' if e' is enclosed by the cycle consisting of e and the path of T between the endpoints of e . Let $\hat{e} = (v_2, v_n)$. Clearly, \hat{e} encloses all the other edges in $G - T$. For each edge e in $G - T$, if e does not enclose any other edge in $G - T$, then let $\ell(e) = 1$; otherwise, let $\ell(e)$ be one plus the maximum of $\ell(e')$ over all the edges e' in $G - T$ that are enclosed by e . One can easily verify that the height of the output of $\text{draw}(G, T)$ is at most $1 + \ell(\hat{e})$. It remains to show $\ell(\hat{e}) \leq n - 2$ as follows: Assume for a contradiction that e_1, e_2, \dots, e_{n-1} is a sequence of edges in $G - T$ such that e_i encloses e_1, e_2, \dots, e_{i-1} for each $i \in \{2, 3, \dots, n-1\}$. For each $i \in \{1, 2, \dots, n-1\}$, let X_i consist of the endpoints of $e_i, e_{i+1}, \dots, e_{n-1}$. Clearly, for each $i \in \{1, 2, \dots, n-2\}$, there must be an endpoint of e_i that is not in X_{i+1} . Therefore, X_1 contains at least n distinct nodes. Since T is an orderly spanning tree of G , v_1 is not incident to any edges of $G - T$. Therefore, $v_1 \notin X_1$, and thereby, contradicting that G has n nodes. \square

Lemma 4.2 *It takes $O(n)$ time to compute an orderly spanning tree of G with $\lfloor \frac{2n+1}{3} \rfloor$ or fewer leaves.*

Proof. Let v_1, v_2 , and v_n be the external nodes of G in counterclockwise order around the contour of G . By Theorem 3.2, a realizer (T'_1, T'_2, T'_n) of G , where each T'_i is rooted at v_i , can be obtained in $O(n)$ time. Let $I = \{1, 2, n\}$. For each $i \in I$, let $T_i = T'_i \cup \{(v_i, v_{i_1}), (v_i, v_{i_2})\}$, where $\{i_1, i_2\} = I - \{i\}$. Clearly, T_1, T_2 , and T_n are three spanning trees of G with $T_1 \cup T_2 \cup T_n = G$. We first show that each T_i is an orderly spanning tree of G . Since the relation among T_1, T_2 , and T_n is rotationally symmetric, it suffices to verify that each node is orderly with respect to T_1 . Let v_1, v_2, \dots, v_n be the counterclockwise preordering of T_1 . For each $i \in I$ and $j \in \{1, 2, \dots, n\}$, let $P_{i,j}$ be the path of T_i between v_i and v_j . Note that $P_{1,j}, P_{2,j}$, and $P_{n,j}$ are three edge-disjoint paths of G that intersect only at v_j . Clearly, if v_j is not a leaf of T_1 , then the children of v_j in T_1 are consecutive in G in counterclockwise order around v_j . Therefore, to ensure that each node is orderly with respect to T_1 , it suffices to prove that each edge of $G - T_1$ is unrelated with respect to T_1 : If $v_{j'}$ were an ancestor of v_j that is also a neighbor of v_j in $G - T_1$, then v_j and $v_{j'}$ would be on different sides of $P_{2,j''} \cup P_{n,j''}$ in G , where $v_{j''}$ is the parent of v_j in T_1 , thereby, contradicting the planarity of G .

It remains to show that T_1, T_2 , or T_n has at most $\frac{2n+1}{3}$ leaves. For each $i \in I$, let $\text{leaf}(T'_i)$ consist of the leaves of T'_i . Since the number of leaves in T_i is precisely $2 + |\text{leaf}(T'_i)|$, it suffices to show $\sum_{i \in I} |\text{leaf}(T'_i)| \leq 2n - 5$ as follows. Let v be a node in $\text{leaf}(T'_i)$. Clearly, v is internal in G . For each $i \in I$, let $p_i(v)$ denote the parent of v in T_i . Let i_1 and i_2 be the indices in $I - \{i\}$. Since (T'_1, T'_2, T'_n) is a realizer of G , there is a unique internal face $F_i(v)$ of G containing $v, p_{i_1}(v)$, and $p_{i_2}(v)$. Clearly, $p_{i_1}(v) \notin \text{leaf}(T'_{i_1})$ and $p_{i_2}(v) \notin \text{leaf}(T'_{i_2})$. It follows that $F_i(v) \neq F_{i_1}(u_1)$ for any node u_1 in $\text{leaf}(T'_{i_1})$, and that $F_i(v) \neq F_{i_2}(u_2)$ for any node u_2 in $\text{leaf}(T'_{i_2})$. Therefore, $\sum_{i \in I} |\text{leaf}(T'_i)|$ is no more than the number of internal faces of G , which is precisely $2n - 5$ by Euler's formula. \square

Theorem 4.3 *An $(n-1) \times \lfloor \frac{2n+1}{3} \rfloor$ 2-visibility drawing of any n -node planar graph is computable in $O(n)$ time.*

Proof. It is not difficult to see that the algorithm draw can be implemented to run in linear time, so the theorem follows immediately from Lemmas 4.1 and 4.2. \square

5 Convenient encodings for planar graphs

This section gives the best known convenient encodings for planar graphs as an application of our orderly-pair algorithm. We need some notations to describe the data structures required by our convenient encodings. Let $|S|$ denote the length of a string S . Clearly, an S consisting of t distinct symbols can be encoded in $|S| \lceil \log_2 t \rceil$ bits. For example, if S consists of parentheses and brackets, including open and close ones, then S can be encoded in $2|S|$ bits. S is *binary* if it consists of no more than two distinct symbols. For each $1 \leq i \leq j \leq |S|$, let $S[i, j]$ be the length- $(j - i + 1)$ substring of S from the i -th position to the j -th position. If $i > j$, then let $S[i, j]$ be the empty string. Define $S[i] = S[i, i]$. $S[k]$ is *enclosed* by $S[i]$ and $S[j]$ in S if $i < k < j$. Let $\text{select}(S, i, \square)$ be the position of the i -th \square in S . Let $\text{rank}(S, k, \square)$ be the number of \square 's before or at the k -th position of S . Clearly, if $k = \text{select}(S, i, \square)$, then $i = \text{rank}(S, k, \square)$.

An *auxiliary string* χ of S is a binary string with $|\chi| = o(|S|)$ which is obtainable from S in $O(|S|)$ time.


```

function wrapped( $S, i$ ) {
  Step 1. let  $k$ , with  $1 \leq k \leq t$ , be the type of  $S[i]$ ;
  Step 2. let  $i_1 = \min\{i, \text{match}(S, i)\}$ ;
  Step 3. let  $i_2 = \text{match}(S, i_1)$ ;
  Step 4. let  $(j, c) = M_3^k \left[ \left[ \frac{i_2}{\ell^2} \right] \right]$ ; if  $j = i_2$  then return  $c$ ;
  Step 5. let  $(j, c) = M_4^k \left[ \left[ \frac{i_1}{\ell^2} \right] \right]$ ; if  $j = i_1$  then return  $c$ ;
  Step 6. let  $(j, c) = M_5^k \left[ \left[ \frac{i_2}{\ell} \right] \right]$ ; if  $j = i_2$  then return  $c$ ;
  Step 7. let  $(j, c) = M_6^k \left[ \left[ \frac{i_1}{\ell} \right] \right]$ ; if  $j = i_1$  then return  $c$ ;
  Step 8. let  $j_1 = i_1 + \ell - 1$ ;
  Step 9. if  $i_2 - i_1 \leq 2\ell$  then let  $j_2 = i_1 + \ell$ ;
           else let  $j_2 = i_2 - \ell + 1$ ;
  Step 10. return  $M_1[S[i_1, j_1]] + M_2[S[j_2, i_2]]$ ;
}

```

Figure 7: An $O(1)$ -time algorithm that computes $\text{wrapped}(S, i)$.

The rest of the proof assumes that Step 8 is executed. We first show that $S[i]$ is not special and that $\text{wrapped}(S, i) \leq \ell^2$ holds. Assume for a contradiction that $S[i]$ is special. By definitions of M_5^k and M_6^k , there exists an index j such that (a) $S[j] = S[i]$; (b) $S[j]$ and $S[\text{match}(S, j)]$ encloses $S[i]$ and $S[\text{match}(S, i)]$; (c) $S[j]$ is special; (d) $1 \leq |j - i| < \ell$; and (e) $1 \leq |\text{match}(S, j) - \text{match}(S, i)| < \ell$. By definition of special parentheses, Condition (c) contradicts Conditions (d) and (e). Assume $\text{wrapped}(S, i) > \ell^2$ for contradictory purpose. By definitions of M_3^k and M_4^k , there exists an index j such that (a) $S[j] = S[i]$; (b) $S[j]$ and $S[\text{match}(S, j)]$ encloses $S[i]$ and $S[\text{match}(S, i)]$; (c) $\text{wrapped}(S, j) > \ell^2$; (d) $1 \leq |j - i| < \ell^2$; and (e) $1 \leq |\text{match}(S, j) - \text{match}(S, i)| < \ell^2$. By Conditions (d) and (e), we know $\text{wrapped}(S, j) \leq \frac{1}{2}(|j - i| - 1 + |\text{match}(S, j) - \text{match}(S, i)| - 1) + 1 < \ell^2$, thereby, contradicting Condition (c).

Now we are ready to argue that the algorithm correctly returns $\text{wrapped}(S, i)$ in Step 10. By Steps 2 and 3, $S[i_1]$ is open and $S[i_2]$ is closed. By Steps 8 and 9, we know $j_1 < j_2$. If $i_2 - i_1 \leq 2\ell$, then $M_1[S[i_1, j_1]] + M_2[S[j_2, i_2]] = \text{wrapped}(S[i_1, j_1], 1) + \text{wrapped}(\text{reverse}(S[j_1 + 1, i_2]), 1) = \text{wrapped}(S, i)$. Now we assume $i_2 - i_1 > 2\ell$. Since $S[i_1]$ is not special and $\text{wrapped}(S, i_1) \leq \ell^2$, by definition of special parentheses, there exists an index j'_1 with $S[j'_1] = S[i_1]$, $0 < j'_1 - i_1 \leq \ell$, and $0 < i_2 - j'_2 \leq \ell$, where $j'_2 = \text{match}(S, j'_1)$. Therefore, it is not difficult to see $M_1[S[i_1, j_1]] + M_2[S[j_2, i_2]] = \text{wrapped}(S[i_1, j_1], 1) + \text{wrapped}(\text{reverse}(S[j_2, i_2]), 1) = \text{wrapped}(S[i_1, j'_1], 1) + \text{wrapped}(\text{reverse}(S[j'_2, i_2]), 1) = \text{wrapped}(S, i)$, thereby, proving the lemma. \square

A folklore encoding [10, 26, 40] S of an n -node simple rooted tree T is a balanced string of $2n$ parentheses representing a counterclockwise depth-first traversal of T . Initially, an open (respectively, closed) parenthesis denotes a descending (respectively, ascending) edge traversal. Then, this string is enclosed by an additional matching parenthesis pair. For example, the string in Equation (2) is the folklore encoding for the tree T in Figure 1(a). Let v_i be the i -th node in the counterclockwise depth-first traversal. Let \rangle_i be the close parenthesis of S that matches \langle_i in S . Clearly, v_i corresponds to \langle_i and \rangle_i in that v_i is the parent of v_j in T if and only if \langle_i and \rangle_i form the closest pair of matching parentheses that encloses \langle_j and \rangle_j . Also, the number of children of v_i in T is precisely $\text{wrapped}(S, \text{select}(S, i, \langle))$, which is also equal to $\text{wrapped}(S, \text{match}(S, \text{select}(S, i, \langle)))$.

Let H be an n -node connected plane graph that may have multiple edges but no self-loops. Let T be a spanning tree of H rooted at v_1 . Let $v_1 v_2 \dots v_n$ be the counterclockwise preordering of T . Let $\text{degree}(i)$ be the number of edges incident to v_i in H . Let $\text{children}(i)$ be the number of children of v_i in T . Let $\text{above}(i)$ (respectively, $\text{below}(i)$) be the number of edges (v_i, v_j) of H such that v_j is the parent (respectively, a child) of v_i in T . Let $\text{low}(i)$ (respectively, $\text{high}(i)$) be the number of edges (v_i, v_j) of H such that $j < i$ (respectively, $j > i$) and v_j is neither the parent nor a child of v_i in T . Clearly, $\text{degree}(i) = \text{above}(i) + \text{below}(i) + \text{low}(i) + \text{high}(i)$. If H has no multiple edges, then $\text{below}(i) = \text{children}(i)$. If H and T are as shown in Figure 1(a), for instance, then $\text{above}(3) = 1$, $\text{below}(3) = \text{children}(3) = 2$, $\text{low}(3) = 1$, $\text{high}(3) = 2$, and $\text{degree}(3) = 6$.

The T -code of H is a triple (S_1, S_2, S_3) of binary strings, where S_1 , S_2 , and S_3 are defined as follows:

- S_1 is the folklore encoding of T .

- Let $p_i = \text{select}(S_1, i, ($ and $q_i = \text{match}(S_1, p_i)$. S_2 has exactly $2n$ copies of 1, in which $\text{low}(i)$ copies of 0 immediately succeeds the p_i -th 1, and $\text{high}(i)$ copies of 0 immediately succeeds the q_i -th 1.
- S_3 has exactly n copies of 1, where $\text{above}(i) + \text{below}(i) - \text{children}(i) - \delta_{i \geq 2}$ copies of 0 immediately succeeds the i -th 1.

For example, if H and T are as shown in Figure 1(a), then

$$\begin{aligned} S_1 &= ((()((())()((()()())()())); \\ S_2 &= 11100000101010100100100101000101010001010001001010101010000011; \\ S_3 &= 111111111111. \end{aligned} \tag{2}$$

Clearly $|S_1| = 2n$, $|S_2| = 2n + \sum_{i=1}^n \text{low}(i) + \text{high}(i)$, and $|S_3| = \sum_{i=1}^n (\text{above}(i) + \text{below}(i) - \text{children}(i)) + 1$. Therefore, $|S_1| + |S_2| + |S_3| = 2m + 3n + 2$. Moreover, if H has no multiple edges, then $|S_3| = n$ and thus, $|S_1| + |S_2| = 2m + 2n + 2$.

The next theorem describes our convenient encodings.

Theorem 5.4 *Let G be an input n -node m -edge planar graph having no self-loops. If G has (respectively, has no) multiple edges, then G has a convenient encoding, obtainable in $O(m+n)$ time, with $2m+3n+o(m+n)$ (respectively, $2m+2n+o(n)$) bits.*

Proof. The techniques in the proof are mostly adapted from [10]. We focus on the case that G is connected. It is not difficult to remove this restriction. By Theorem 2.3, an orderly pair (H, T) of G can be derived in $O(n)$ time. Let (S_1, S_2, S_3) be the T -code of H . We prove that there exists an $o(m+n)$ -bit string χ , obtainable in $O(m+n)$ time, such that $S_1 + S_2 + S_3 + \chi$ is a convenient encoding of G . Clearly, if G has no multiple edges, then S_3 consists of n copies of 1, and thus, $S_1 + S_2 + \chi$ will suffice.

If $p_i = \text{select}(S_1, i, ($ and $q_i = \text{match}(S_1, p_i)$, then $\text{low}(i) = \text{select}(S_2, p_i + 1, 1) - \text{select}(S_2, p_i, 1) - 1$ and $\text{high}(i) = \text{select}(S_2, q_i + 1, 1) - \text{select}(S_2, q_i, 1) - 1$. Clearly, $\text{children}(i) = \text{wrapped}(S_1, p_i)/2$. From definition of S_3 , we know $\text{above}(i) + \text{below}(i) - \text{children}(i) = \text{select}(S_3, i + 1, 1) - \text{select}(S_3, i, 1) - 1 + \delta_{i \geq 2}$. Let $\chi' = \chi_1(S_1) + \chi_1(S_2) + \chi_1(S_3) + \chi_2(S_1)$. From $\text{degree}(i) = \text{above}(i) + \text{below}(i) + \text{low}(i) + \text{high}(i)$, Fact 5.2, and Lemma 5.3, we determine that $\text{degree}(i)$ is computable from $S_1 + S_2 + S_3 + \chi'$ in $O(1)$ time.

Let S be the string of two types of parentheses derived from S_1 and S_2 as follows. Let $($ and $)$ be of type 1 with $[$ and $]$ of type 2. Initially, for each $i = 1, 2, \dots, 2n$, replace the i -th 1 of S_2 with $S_1[i]$. Then, replace each 0 of S_2 with a bracket such that the bracket is open if and only if the last parenthesis in S preceding this 0 is closed. More precisely, for each $i = 1, 2, \dots, |S_2|$, let

$$S[i] = \begin{cases} S_1[j_1] & \text{if } S_2[i] = 1; \\] & \text{if } S_2[i] = 0 \text{ and } S_1[j_i] = (; \\ [& \text{if } S_2[i] = 0 \text{ and } S_1[j_i] =), \end{cases}$$

where $j_i = \text{rank}(S_2, i, 1)$. For example, if H and T are as given in Figure 1(a), then S is as in Equation (1). It is easily determined that there exists an auxiliary string χ_3 such that any $O(\log n)$ consecutive symbols of S is obtainable from $S_1 + S_2 + \chi_3$ in $O(1)$ time: Let $\ell = \lfloor \frac{1}{4} \log_2 n \rfloor$. Clearly, the content of $S[i, i + \ell - 1]$ can be uniquely determined by the concatenation S' of $S_2[i, i + \ell - 1]$ and $S_1[j, j + \ell - 1]$ with $j = \text{rank}(S_2, i, 1)$. Clearly, S' is obtainable from $S_1 + S_2 + \chi_1(S_2)$ in $O(1)$ time. Since S' has 4^ℓ distinct values, we can precompute in $O(n)$ time a table M with $|M| = o(n)$ such that the content of $S[i, i + \ell - 1]$ is obtainable from S' and M in $O(1)$ time. Hence, it suffices to let $\chi_3 = M + \chi_1(S_2)$.

For each $i \in \{1, 2, \dots, n\}$, let L_i be the interval $[\ell_i + 1, \text{select}(S_2, \text{rank}(S_2, \ell_i, 1) + 1, 1) - 1]$ and R_i be the interval $[h_i + 1, \text{select}(S_2, \text{rank}(S_2, h_i, 1) + 1, 1) - 1]$, where $\ell_i = \text{select}(S, i, ($ and $h_i = \text{match}(S, \ell_i)$. Let (v_i, v_j) and $(v_{i'}, v_{j'})$, with $i < j$ and $i' < j'$, be two unrelated edges of H with respect to T . Since T is an orderly spanning tree of H , one can see that if $(v_{i'}, v_{j'})$ is enclosed by the cycle of H determined by T and (v_i, v_j) , then $h_i < h_{i'} < \ell_{j'} < \ell_j$. It follows that v_i and v_j , with $i < j$, are adjacent in $H - T$ if and only if there exists an index $\ell \in R_i$ with $\text{match}(S, \ell) \in L_j$. Therefore, one can determine whether (v_i, v_j) is an unrelated edge of H with respect to T , by checking whether $i'' \in R_i$ and $j'' \in L_j$ hold, where $(i'', j'') = \text{enclose}_2(S, \text{select}(S, \text{rank}(S_2, h_i, 1) + 1, (, \ell_j))$. Therefore, the adjacency query is derivable from $S_2 + S + \chi_1(S_2) + \chi_1(S)$ in $O(1)$ time.

It is not difficult to see that the neighbors of a degree- d node v_i can be listed from $S + \chi_1(S)$ in $O(d)$ time: If v_i is not the root of T , then the parent of v_i is v_j , where j is computable by $(j_1, j_2) = \text{enclose}(S, \text{select}(S, i, ()), \text{match}(S, \text{select}(S, i, ())))$ and $j = \text{rank}(S, j_1, ())$. If v_i is not a leaf of T , then v_{i+1} is the first child of v_i in T . If v_j is the t -th child of v_i in T , then the $(t+1)$ -st child of v_i in T is v_k , where $k = \text{rank}(S, 1 + \text{match}(S, \text{select}(S, j, ()), ()), ())$. If $t \leq |B_2(v_i)|$, then the t -th neighbor of v_i in $B_2(v)$ with respect to T is v_j , where j is computable by $j_1 = \text{match}(S, t + \text{select}(S, i, ()), ()), j_2 = \text{select}(S, \text{rank}(S, j_1, ()), ()), j = \text{rank}(S, \text{match}(S, j_2, ()), ())$. If $t \leq |B_4(v_i)|$, then the t -th neighbor of v_i in $B_4(v)$ with respect to T is v_j where j is computable by $j_1 = \text{match}(S, \text{select}(S, i, ()), ())$ and $j = \text{rank}(S, \text{match}(S, j_1 + t, ()), ())$.

It is not difficult to verify that G can be reconstructed from S and S_3 in $O(m+n)$ time. Therefore, the theorem is proved by letting $\chi = \chi' + \chi_3 + \chi_1(S)$. \square

6 Concluding remarks

In order to take advantage of the wonderful properties of canonical orderings, many drawing algorithms work on triangulated versions of input plane graphs. As pointed out in [23], the initial triangulation tends to ruin the original plane graph's structure. Our orderly-pair algorithm appears as a promising tool for drawing graphs neatly and compactly, without first triangulating the given plane graphs. The concept of orderly pair is more general than that of canonical ordering, since all known canonical orderings are defined for plane graphs. The technique of orderly pairs is potentially more powerful, since it exploits the flexibility of planar graphs whose planar embeddings are not predetermined.

Our orderly-pair algorithm is an improved fundamental graph-algorithmic tool. Besides the applications shown in Sections 3–5, our orderly-pair algorithm also yields (a) a linear-time algorithm constructing floor-plans for plane triangulations [38], and (b) an improved routing table for any n -node distributed planar network [39]. The result in [38] is not only much simpler than the previous methods in the literature [24, 58], but also provides the first known nontrivial upper bound on the floor-plan's area. The result in [39] improves the best previously known result of Gavaille and Hanusse [21] by reducing the worst-case bit count from $8n + o(n)$ to $7.3n + o(n)$, without increasing the time complexity of preprocessing and query.

Acknowledgments

We thank Xin He for his helpful comments. We thank Hsu-Chun Yen and Ho-Lin Chen for presenting [18] to our attention. We also thank Richie Chih-Nan Chuang, Yuan-Jiunn Wang, Yi-Ting Chiang, Kai-Ju Liu, and Ching-Chi Lin for their preliminary discussions during this research.

References

- [1] S. R. Arikati, A. Maheshwari, and C. D. Zaroliagis. Efficient computation of implicit representations of sparse graphs. *Discrete Applied Mathematics*, 78:1–16, 1997.
- [2] T. C. Bell, J. G. Cleary, and I. H. Witten. *Text Compression*. Prentice-Hall, Englewood Cliffs, NJ, 1990.
- [3] P. Bose, A. M. Dean, and J. P. Hutchinson. On rectangle visibility graphs. In North [43], pages 25–44.
- [4] M. Breuer. Coding vertices of a graph. *IEEE Transactions on Information Theory*, 12:148–153, 1966.
- [5] M. Breuer and J. Folkman. An unexpected result on coding vertices. *Journal of Mathematical Analysis and Applications*, 20:583–600, 1967.
- [6] G. S. Brodal and R. Fagerberg. Dynamic representations of sparse graphs. In *Proceedings of the 6th International Workshop on Algorithms and Data Structures*, Lecture Notes in Computer Science 1663, pages 342–351. Springer-Verlag, 1999.

- [7] A. Brodnik and J. I. Munro. Membership in constant time and almost-minimum space. *SIAM Journal on Computing*, 28(5):1627–1640, 2000.
- [8] M. Chrobak and S.-i. Nakano. Minimum-width grid drawings of plane graphs. *Computational Geometry: Theory and Applications*, 11(1):29–54, 1998.
- [9] M. Chrobak and T. H. Payne. A linear-time algorithm for drawing a planar graph on a grid. *Information Processing Letters*, 54(4):241–246, May 1995.
- [10] R. C.-N. Chuang, A. Garg, X. He, M.-Y. Kao, and H.-I. Lu. Compact encodings of planar graphs via canonical ordering and multiple parentheses. In K. G. Larsen, S. Skyum, and G. Winskel, editors, *Proceedings of the 25th International Colloquium on Automata, Languages, and Programming*, Lecture Notes in Computer Science 1443, pages 118–129, Aalborg, Denmark, 1998. Springer-Verlag.
- [11] D. R. Clark. *Compact PAT Trees*. PhD thesis, University of Waterloo, 1996.
- [12] R. F. Cohen, G. Di Battista, A. Kanevsky, and R. Tamassia. Reinventing the wheel: An optimal data structure for connectivity queries. In *Proceedings of the 25th Annual ACM Symposium on the Theory of Computing*, pages 194–200, San Diego, California, 16–18 May 1993.
- [13] H. de Fraysseix, J. Pach, and R. Pollack. How to draw a planar graph on a grid. *Combinatorica*, 10:41–51, 1990.
- [14] A. M. Dean and J. P. Hutchinson. Rectangle-visibility representations of bipartite graphs. *Discrete Applied Mathematics*, 75:9–25, 1997.
- [15] A. M. Dean and J. P. Hutchinson. Rectangle-visibility layouts of unions and products of trees. *Journal of Graph Algorithms and Applications*, 2(8):1–21, 1998.
- [16] B. Dushnik and E. W. Miller. Partially ordered sets. *American Journal of Mathematics*, 63:600–610, 1941.
- [17] P. Elias. Universal codeword sets and representations of the integers. *IEEE Transactions on Information Theory*, IT-21:194–203, 1975.
- [18] U. Föbmeier, G. Kant, and M. Kaufmann. 2-visibility drawings of planar graphs. In North [43], pages 155–168.
- [19] M. L. Fredman and D. E. Willard. Trans-dichotomous algorithms for minimum spanning trees and shortest paths. *Journal of Computer and System Sciences*, 48(3):533–551, June 1994.
- [20] H. Galperin and A. Wigderson. Succinct representations of graphs. *Information and Control*, 56:183–198, 1983.
- [21] C. Gavoille and N. Hanusse. Compact routing tables for graphs of bounded genus. In J. Wiedermann, P. van Emde Boas, and M. Nielsen, editors, *Proceedings of the 26th International Colloquium on Automata, Languages, and Programming*, Lecture Notes in Computer Science 1644, pages 351–360, Prague, Czech Republic, 1999. Springer-Verlag.
- [22] R. Grossi and E. Lodi. Simple planar graph partition into three forests. *Discrete Applied Mathematics*, 84:121–132, 1998.
- [23] D. Harel and M. Sardas. An algorithm for straight-line drawing of planar graphs. *Algorithmica*, 20(2):119–135, 1998.
- [24] X. He. On floor-plan of plane graphs. *SIAM Journal on Computing*, 28(6):2150–2167, 1999.
- [25] X. He, M.-Y. Kao, and H.-I. Lu. A fast general methodology for information-theoretically optimal encodings for graphs. In J. Nešetřil, editor, *Proceedings of the 7th Annual European Symposium on Algorithms*, Lecture Notes in Computer Science 1643, pages 540–549, Prague, Czech Republic, 16–18 July 1999. Springer-Verlag.

- [26] X. He, M.-Y. Kao, and H.-I. Lu. Linear-time succinct encodings of planar graphs via canonical orderings. *SIAM Journal on Discrete Mathematics*, 12(3):317–325, 1999.
- [27] X. He, M.-Y. Kao, and H.-I. Lu. A fast general methodology for information-theoretically optimal encodings of graphs. *SIAM Journal on Computing*, 30(3):838–846, 2000.
- [28] J. Hopcroft and R. E. Tarjan. Efficient planarity testing. *Journal of the ACM*, 21(4):549–568, 1974.
- [29] J. P. Hutchinson, T. Shermer, and A. Vince. On representations of some thickness-two graphs. *Computational Geometry: Theory and Applications*, 13(3):161–171, 1999.
- [30] IEEE. *Proceedings of the 38th Annual Symposium on Foundations of Computer Science*, Miami Beach, Florida, 20–22 Oct. 1997.
- [31] A. Itai and M. Rodeh. Representation of graphs. *Acta Informatica*, 17:215–219, 1982.
- [32] G. Jacobson. Space-efficient static trees and graphs. In *Proceedings of the 30th Annual Symposium on Foundations of Computer Science*, pages 549–554, Research Triangle Park, North Carolina, 30 Oct.–1 Nov. 1989. IEEE.
- [33] S. Kannan, M. Naor, and S. Rudich. Implicit representation of graphs. *SIAM Journal on Discrete Mathematics*, 5:596–603, 1992.
- [34] G. Kant. Drawing planar graphs using the canonical ordering. *Algorithmica*, 16(1):4–32, 1996.
- [35] G. Kant and X. He. Regular edge labeling of 4-connected plane graphs and its applications in graph drawing problems. *Theoretical Computer Science*, 172(1-2):175–193, 1997.
- [36] M.-Y. Kao and S. H. Teng. Simple and efficient compression schemes for dense and complement graphs. In *Proceedings of the 5th Annual Symposium on Algorithms and Computation*, Lecture Notes in Computer Science 834, pages 201–210, Beijing, China, 1994. Springer-Verlag.
- [37] K. Keeler and J. Westbrook. Short encodings of planar graphs and maps. *Discrete Applied Mathematics*, 58:239–252, 1995.
- [38] C.-C. Liao, H.-I. Lu, and H.-C. Yen. Floor-planning via orderly spanning trees. Submitted for publication, 2001.
- [39] H.-I. Lu. Improved routing tables for planar network. Working paper, 2001.
- [40] J. I. Munro and V. Raman. Succinct representation of balanced parentheses, static trees and planar graphs. In *Proceedings of the 38th Annual Symposium on Foundations of Computer Science* [30], pages 118–126.
- [41] J. I. Munro, V. Raman, and A. Storm. Representing dynamic binary trees succinctly. In *Proceedings of the 12th Annual ACM-SIAM Symposium on Discrete Algorithms*, pages 529–536, Washington, DC, 7–9 Jan. 2001.
- [42] M. Naor. Succinct representation of general unlabeled graphs. *Discrete Applied Mathematics*, 28:303–307, 1990.
- [43] S. North, editor. *Proceedings of the 4th International Symposium on Graph Drawing*, Lecture Notes in Computer Science 1190, California, USA, 1996. Springer-Verlag.
- [44] C. H. Papadimitriou and M. Yannakakis. A note on succinct representations of graphs. *Information and Control*, 71:181–185, 1986.
- [45] J. Rossignac. Edgebreaker: Connectivity compression for triangle meshes. *IEEE Transactions on Visualization and Computer Graphics*, 5(1):47–61, 1999.
- [46] W. Schnyder. Planar graphs and poset dimension. *Order*, 5:323–343, 1989.

- [47] W. Schnyder. Embedding planar graphs on the grid. In *Proceedings of the First Annual ACM-SIAM Symposium on Discrete Algorithms*, pages 138–148, 1990.
- [48] J. Spinrad. *Efficient Representation of Graphs*. <http://www.vuse.vanderbilt.edu/~spin/research.html>, in preparation.
- [49] M. Talamo and P. Vocca. Compact implicit representation of graphs. In J. Hromkovic and O. Sýkora, editors, *Proceedings of the Graph-Theoretic Concepts in Computer Science*, Lecture Notes in Computer Science 1517, pages 164–176. Springer, Smolenice Castle, Slovak Republic, 1998.
- [50] M. Thorup. Undirected single source shortest paths in linear time. In *Proceedings of the 38th Annual Symposium on Foundations of Computer Science* [30], pages 12–21.
- [51] M. Thorup. On RAM priority queues. *SIAM Journal on Computing*, 30:86–109, 2000.
- [52] W. T. Trotter. *Combinatorics and Partially Ordered Sets — Dimension Theory*. Johns Hopkins University Press, Baltimore, MD, 1992.
- [53] G. Turán. On the succinct representation of graphs. *Discrete Applied Mathematics*, 8:289–294, 1984.
- [54] W. T. Tutte. A census of planar triangulations. *Canadian Journal of Mathematics*, 14:21–38, 1962.
- [55] W. T. Tutte. A census of planar maps. *Canadian Journal of Mathematics*, 15:249–271, 1963.
- [56] P. van Emde Boas. Machine models and simulations. In J. van Leeuwen, editor, *Handbook of Theoretical Computer Science*, volume A, chapter 1, pages 1–60. Elsevier, Amsterdam, 1990.
- [57] M. Yannakakis. Embedding planar graphs in four pages. *Journal of Computer and System Sciences*, 38(1):36–67, Feb. 1989.
- [58] K.-H. Yeap and M. Sarrafzadeh. Floor-planning by graph dualization: 2-concave rectilinear modules. *SIAM Journal on Computing*, 22(3):500–526, 1993.