

Analytical formulations of Peer-to-Peer Connection Efficiency

Aaron Harwood

Department of Computer Science & Software Engineering
University of Melbourne
Victoria, 3010, AUSTRALIA.
aharwood@cs.mu.oz.au

November 2, 2018

Abstract

Use of Peer-to-Peer (P2P) service networks introduces a new communication paradigm because peers are both clients and servers and so each peer may provide/request services to/from other peers. Empirical studies of P2P networks have been undertaken and reveal useful characteristics. However there is to date little analytical work to describe P2P networks with respect to their communication paradigm and their interconnections. This paper provides an analytical formulation and optimisation of *peer connection efficiency*, in terms of minimising the fraction of wasted connection time. Peer connection efficiency is analysed for both a uni- and multi-connected peer. Given this fundamental optimisation, the paper optimises the number of connections that peers should make use of as a function of network load, in terms of minimising the total queue size that requests in the P2P network experience. The results of this paper provide a basis for engineering high performance P2P interconnection networks. The optimisations are useful for reducing bandwidth and power consumption, e.g. in the case of peers being mobile devices with a limited power supply. Also these results could be used to determine when a (virtual) circuit should be switched to support a connection.

1 Introduction

A number of Peer-to-Peer (P2P) projects have been developed over the last few years and the use of the P2P communication paradigm is becoming widely known [2]. A peer is a process which can connect to and accept connections from other peers. Hence peers may provide services and may request services from other peers. Classification of P2P technology is proposed in [5].

A large number of P2P specific example applications have arisen: *Napster*¹ and Gnutella are well known and widely used file sharing systems², *Freenet*³ is an adaptive P2P network application that permits the publication, replication, and retrieval of data while protecting the anonymity of both authors and readers [3], SETI@home is a well developed system for peers to distribute and process data units and *PCSCW* [11] provides a P2P based computer supported cooperative work environment. Other examples can be found in [10, 1, 4, 6, 12].

Using TCP/UDP and sockets provides a standard interface for connecting peers but is insecure. Secure connections, including peer authentication, between peers can be provided using SSL or some other form of secure communica-

¹www.napster.com

²See opennap.sourceforge.net for a long list of other P2P file sharing protocols.

³freenet.sourceforge.com

tion such as Kerberos. Secure connections take a longer time to establish but are required for certain kinds of activity such as resource sharing services where peers should provide only authorised access to local resources, e.g. when providing direct access to the underlying operating system as a generic computer resource.

With classic client/server systems, if the server cannot satisfy a client request then the client may redirect its request to another server by disconnecting and reconnecting. For example, the WWW defines connections between servers in the form of hyper-links which clients use to search for and access information. Furthermore, until recent developments such as XML the WWW servers were not responsible for the connections, which lead to a significant fraction of their connections becoming invalid.

The communication patterns that arise via the use of P2P are fundamentally different to classic client/server. Peers may hop from peer to peer, disconnecting and reconnecting, in order to access a service. Also service requests may be passed from peer to peer, following paths determined by the peers. Unlike a static service network such as DNS, connections between peers dynamically change, e.g. to avoid unnecessary intermediate peers.

A number of empirical studies of P2P networks have been undertaken. The study by Saroiu, Gummadi et al. [9] gives detailed measurements of peer characteristics in the Napster and Gnutella networks. They built crawlers to automatically sample peer characteristics in the live peer networks. Disappointingly, but not surprisingly, the results show that the behaviour of users in a peer system may be categorised as client-like and server-like. Approximately 26% of Gnutella users share no data, 7% of Gnutella users offer more files than all of the other users combined and on average 60-80% of Napster users share 80-100% of the files. In general, about 22% of the participating peers have upstream (from peer) bottleneck bandwidths of 100Kbps or less, which makes them unsuitable to provide content and data services. The me-

dian session (connected) time is approximately 60 minutes, corresponding to be the time taken to connect and download a small number of files. Further studies of P2P networks were reported in [8, 7].

1.1 Contribution of this paper

This paper provides an analytical formulation and optimisation of the fundamental principles governing a peer connection and service provision. In the first case a single connection is optimised so as to minimise the total time spent connecting or connected but unused, given an average arrival rate of requests. In the second case multiple connections are optimised so as to simultaneously minimise the on time of each connection while minimising the queue lengths at each connection, given an average aggregate arrival rate.

The optimisations are useful for reducing bandwidth and power consumption, e.g. in the case of peers being mobile devices with a limited power supply. Also these results could be used to determine when a (virtual) circuit should be switched to support a connection.

2 Peer connection efficiency

In the following sections the formulation considers a peer which receives requests, either from a user or from some number of incoming connections, and services these requests by establishing one or more outgoing connections to other peers, i.e. the peer connects to another peer in order to service each request as in Figure 1.




Figure 1: Peer-to-Peer connection

2.1 Single connection

Let t_c be the time to establish a connection and t_s be the time taken to complete the service once the connection has been established. Let requests arrive randomly with an average arrival rate λ . For a given request, if the peer is connected (state 1) then the service time is $s_1 = t_s$ otherwise the peer is not connected (state 0) and so the service time is $s_0 = t_c + t_s$.

On the arrival of a request let the peer be *not* connected with probability p and connected with probability $q = 1 - p$. Then the average service time is

$$E[s] = ps_0 + qs_1 = pt_c + t_s. \quad (1)$$

The $M/G/1$ queueing system model is applicable with a mean service rate $\mu = 1/E[s]$ and utilisation $\rho = \frac{\lambda}{\mu}$.

It follows that, for a fraction ρ of a given time interval, the peer is either connecting or the connection is being used to provide the service. For a fraction $1 - \rho$ of the same time interval, the peer is either disconnected or connected but not making use of the connection, the later called idling. One minus the fraction of time that the peer uses to connect minus the fraction of time that the peer idles defines the *peer connection efficiency*:

$$\eta(p; \lambda, t_c, t_s) = 1 - \rho \frac{pt_c}{pt_c + t_s} - (1 - \rho)(1 - p). \quad (2)$$

Conversely, not using the connection when it is not needed is considered efficient, as is not having to establish a connection every time the service is requested.

As an intuitive example, consider a hard drive system that has two states: spinning and sleeping. If the hard drive is sleeping when a request arrives, then it must first spin up, taking time t_c , before servicing the request, taking an additional time t_s . If the hard drive is already spinning, then the request is serviced in time t_s only. Clearly the system aims to minimise the fraction of time spent spinning up and idling.

This goal is trivial for $\lambda \rightarrow 0$ by setting $p = 1$ and when $\lambda \geq \frac{1}{t_s}$ by setting $p = 0$. In the first

case the peer is not required and in the second case such a situation is not good because the service becomes unstable as the request queue grows to infinity. Maximising η with respect to p yields an optimal value:

$$\begin{aligned} \frac{d(1 - \eta)}{dp} &= 2\lambda pt_c + \lambda t_s - 1 \\ \Rightarrow p^* &= \frac{1 - \lambda t_s}{2\lambda t_c}; 0 < \lambda \leq \frac{1}{t_s}. \end{aligned} \quad (3)$$

However for small λ , p^* becomes > 1 so

$$p^* = \begin{cases} 1 & \lambda \leq a, \\ \frac{1 - \lambda t_s}{2\lambda t_c} & \frac{1}{t_s} \geq \lambda > a, \\ 0 & \lambda > \frac{1}{t_s}. \end{cases} \quad (4)$$

where $a = \frac{1}{2t_c + t_s}$.

Figure 2(a) shows p (series that tend to 0) and η (series that tend to 1) as a function of normalised average arrival rate⁴ for various values of t_c and t_s . The series for $t_c = 1, 2, 3, 4$ are with $t_s = 1$ and the series for $t_s = 2, 3, 4$ are with $t_c = 1$. Arrows point to the intersection of associated series. Figure 2(b) shows the results of a simulation (given in Section A) that uses p^* from Equation 4.

2.2 Multiple connections

Each peer may open a number of simultaneous connections in order to satisfy service requests. Since a peer may satisfy a request transparently by simply passing the request to another peer, any peer may satisfy any type of request. With this assumption, a peer may take an incoming request and pass it to any other peer for service. A network of file mirroring peers gives an example where this assumption holds, every file is available on every peer.

In this case, let requests arrive at the peer with an average arrival rate of Λ and let the peer maintain d (outgoing) connections, with each connection receiving an average λ_i , $i = 0, 1, 2, \dots, d - 1$, requests per second where

$$\sum \lambda_i = \Lambda.$$

⁴ λ takes the values $(0, \frac{1}{t_s})$.

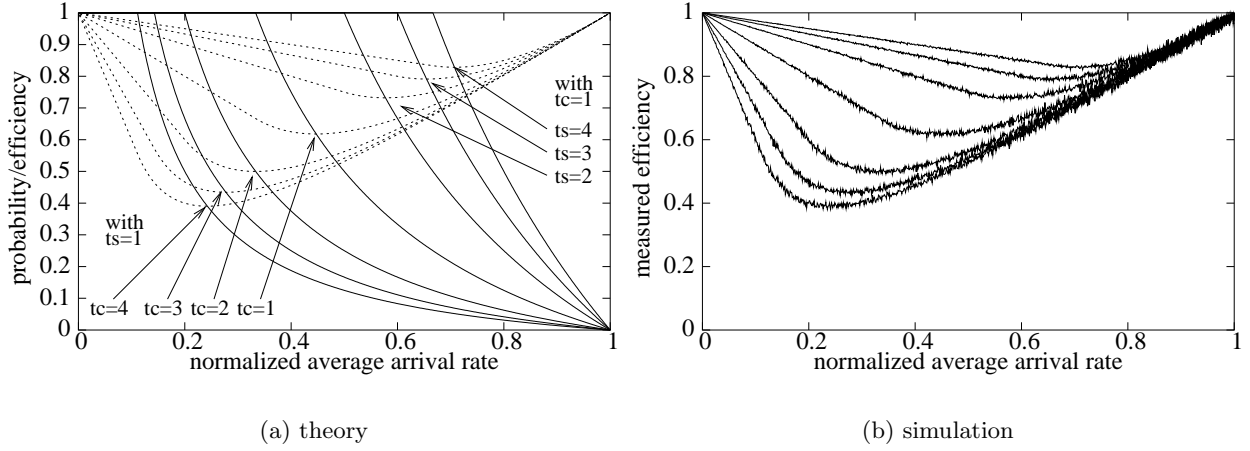


Figure 2: Probability of disconnecting that gives optimal efficiency versus normalised average arrival rate for various values of t_c and t_s .

In other words, the peer forwards a request to connection i with probability λ_i/Λ . Let $\lambda = (\lambda_0, \lambda_1, \dots, \lambda_{d-1})$. Note that the peer must observe the bounds $0 \leq \lambda_i < \frac{1}{t_s}$ to ensure that the queue lengths associated with each connection are finite.

In the previous analysis the probability p that a connection is disconnected after servicing a request was computed such that the wasted time, being the sum of connecting time and idle time, was minimised. Continuing, let p_i be this probability for connection i . From Equation 2 let

$$\xi_i = p_i(1 - \rho_i)$$

be called the *off-time* of connection i where ρ_i is the utilisation of connection i . Let $t_{c,i} = t_c$ and $t_{s,i} = t_s$ be invariant over all connections. When p_i is set to minimise the fraction of wasted time for a given λ_i then it maximises the fraction of time available for both servicing the requests and for residing in the off state.

When $\xi_i = 0$ the connection i is on for all time and conversely when $\xi_i = 1$ the connection i is off for all time. For a given λ_i , the length of the

request queue that connection i is servicing⁵ is

$$L_i = \frac{\rho_i^2}{1 - \rho_i} \frac{1 + C_{s,i}^2}{2}$$

where from Equation 1

$$C_{s,i}^2 = \frac{\text{Var}[s, i]}{E[s, i]^2} = \frac{t_c^2 p_i (1 - p_i)}{(p_i t_c + t_s)^2}$$

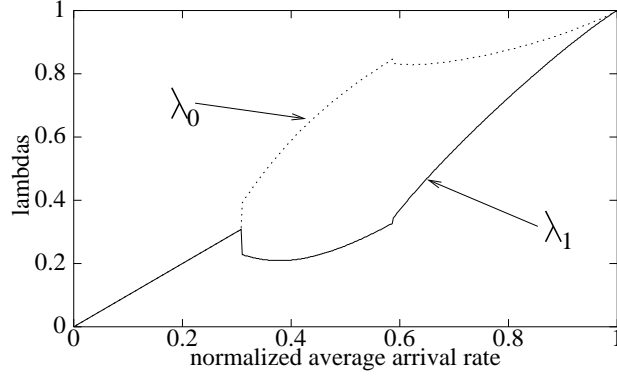
is the squared coefficient of variation for the $M/G/1$ queueing system. The quantity ξ_i/L_i is the fraction of time the connection is off per request. It follows that

$$\text{OPR}(\lambda; p_i^*, t_c, t_s) = \frac{\sum_{i=0}^{d-1} \xi_i}{\sum_{i=0}^{d-1} L_i} \quad (5)$$

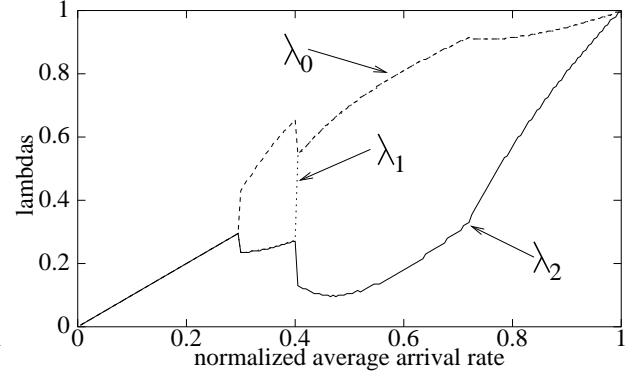
is the average off time per request for the peer. Clearly the objective of the peer is to maximise OPR for a constant Λ .

Numerical solutions, using simulated annealing, that maximise Equation 5 for the cases when $d = 2, 3, 5, 10$ are shown in Figure 3 with $\Lambda = (0, \frac{d}{t_s})$. In Figure 3(a), $\lambda_0 = \lambda_1$ for small Λ and similarly in Figures 3(b), 3(c) and 3(d) (however λ 's are difficult to distinguish and are not shown for this last case). In Figure 3(f) λ_0 and λ_1 are equal.

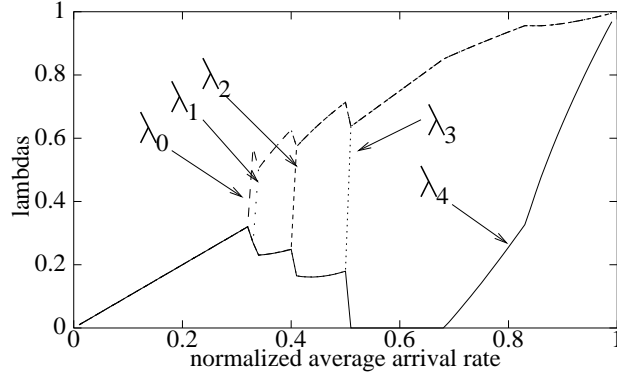
⁵Using Pollaczek's formula.



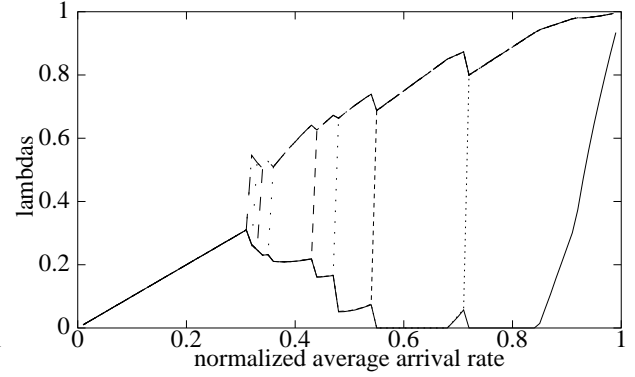
(a) $d = 2, t_c = 1, t_s = 1$



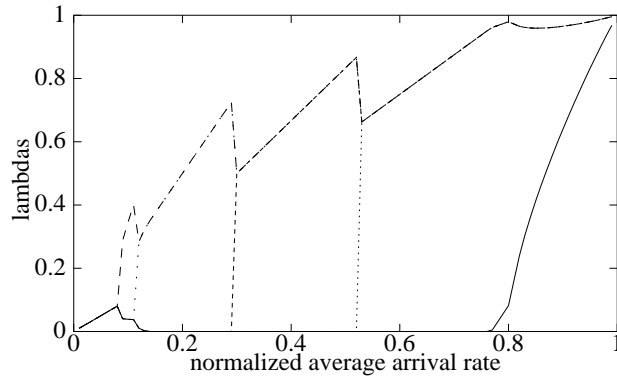
(b) $d = 3, t_c = 1, t_s = 1$



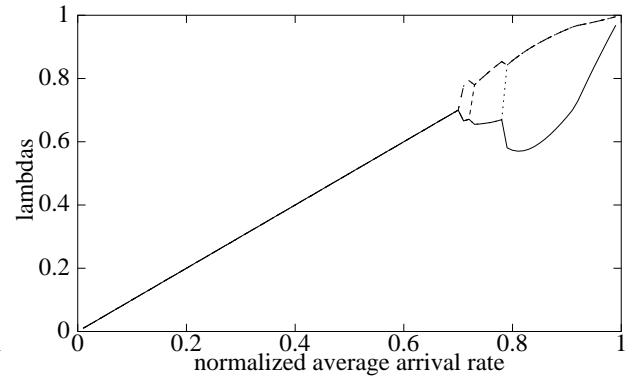
(c) $d = 5, t_c = 1, t_s = 1$



(d) $d = 10, t_c = 1, t_s = 1$



(e) $d = 5, t_c = 5, t_s = 1$



(f) $d = 5, t_c = 1, t_s = 5$

Figure 3: Values for λ_i that maximise OPR over d possible connections versus Λ .

From Figure 3 it is seen that the peer should partition the set of connections into a set with a high utilisation and a set with low utilisation in order to achieve the objective. The vertical lines show when a λ_i switches from a low value up to a high value. For certain regions where the solution involves a $\lambda_i = 0$ it is evident that less connections is better.

Clearly if $t_c > t_s$ then optimal conditions are reached by loading a small number of connections and when $t_c < t_s$ the connections may be equally loaded most of the time. Mirrored hard drives, which have spin up time much greater than the time to service a request would operate optimally according to Figure 3(e). Peer connections tend to be established faster than the time to service the request so they would operate optimally according to Figure 3(f).

2.3 Servicing a fraction of requests

The peer is expected to service some fraction of the total Λ requests. Let λ_0 be the chosen rate of requests that the peer services as depicted in Figure 4. In this case Equation 5 is modified to obtain a service off time per request:

$$SOPR(\lambda; p_i^*, t_c, t_s) = \frac{\sum_{i=1}^{d-1} \xi_i}{L_0 + \sum_{i=1}^{d-1} L_i}, \quad (6)$$

where $L_0 = \rho_0^2 / (1 - \rho_0)$ and $\rho_0 = \lambda_0 t_s$. There is no t_c for requests serviced by the peer and no wasted time since the peer is on all the time. Figures 5(a) and 5(b) show how *SOPR* compares

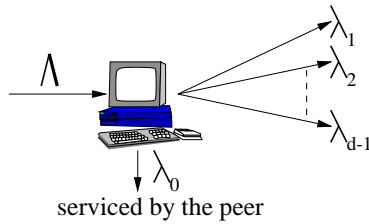


Figure 4: A peer servicing λ_0 of the Λ requests and forwarding those remaining.

to *OPR* for the case when $d = 3$ and $d = 5$ respectively.

2.4 Expected number of peers traversed

So far the time t_s has been considered the time taken to service a request over an established connection. Consider t_s to be the time taken to transmit the request. In this case, the request is transmitted from peer to peer until it is finally serviced. The probability of being serviced at a peer is

$$p_s = \frac{\lambda_0}{\Lambda}$$

and the average number of peers that a request passes through (including the last one) is then $k = 1/p_s$.

The average queue length experienced by a request as it passes through a peer is

$$\hat{L}_q = \sum_{i=1}^{d-1} L_{q,i} \frac{\lambda_i}{\Lambda - \lambda_0}$$

and so the total length of queues experienced by a request in the P2P network is

$$\sum_{i=1}^{\infty} p_s (1 - p_s)^{i-1} (\hat{L}_q (i - 1) + L_0)$$

where L_0 is defined for *SOPR*. Average queue length increases in direct proportion to the number of connections that each peer maintains. This suggests that having a small number of connections is better. However, because the connections are not bandwidth constrained, having more connections allows a larger load. Computing optimal connection efficiency given bandwidth constraints required dynamic programming techniques and is left for further research.

3 Conclusion

Deciding if and when to disconnect from a server in order to minimise the total wasted connecting plus idle connection time with respect to the arrival of requests is an interesting problem. This maximises the *connection efficiency*. This paper derived a probability p such that, for a given request arrival rate λ , if the client (blindly) disconnects with probability p after servicing a request

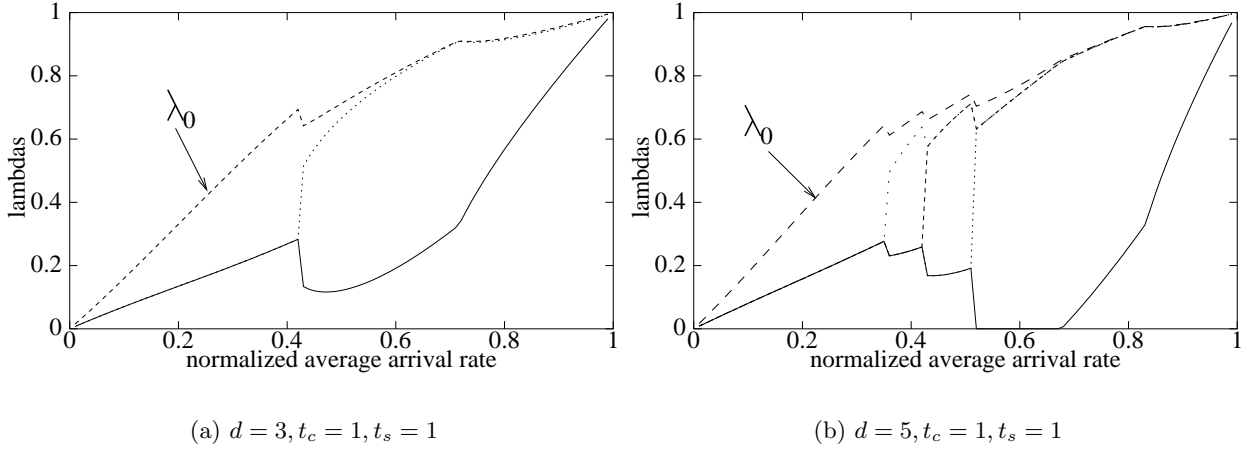


Figure 5: Values for λ_i that maximise *SOPR* over d possible connections versus Λ .

then the connection efficiency is maximised. In this case the client has no knowledge of the queue size. It is seen that, for a connection establishment time t_c and a request service time t_s , the worst efficiency occurs when the request rate is about $\frac{1}{2t_c+t_s}$. Better efficiency could be obtained by considering the queue size (whether > 0 or not) and other statistical information that describes the arrival of requests. This aspect is left for further study.

In a P2P network, peers can connect (like clients) to other peers (like servers) in order to service incoming requests. Using a broad assumption, peers can relay requests to other peers so that any peer can transparently service any kind of request. As each connection from a peer has an associated connection efficiency, which is a function of request rate, it follows that the average connection efficiency over the peer's connections is dependent on the proportion of requests forwarded over each connection. To avoid solutions that give unbounded queue sizes the paper proposed a quantity called *off time per request* and uses simulated annealing techniques to find an assignment of request rates over a given number of connections that maximises this quantity, thus minimising wasted time.

Furthermore, the paper considered each peer to be servicing some fraction of requests that it

receives, rather than forwarding these requests to other peers. In this case a similar quantity called *service off time per request* is introduced and maximised subject to similar conditions.

It was seen that the forwarding of requests to peers should be divided into two general classes: a highly loaded class and a lightly loaded class. This intuitively follows from observing that the least efficient operating load for a connection, as a function of load, is between 0 and maximum load and that a lightly loaded connection is less efficient than a heavily loaded connection. For more than a few connections it is seen that some connections are better left inactive until required to handle the load.

Future research will study the delay (wait time) rather than queue length. Although delay and queue length are related as

$$W_q = \frac{L_q}{\lambda}$$

the solutions for minimum service off time per request are significantly different. Thus, the system must choose to minimise W_q or L_q or a combination of both. Also, analytical solutions to the multidimensional minimisation problem have not been derived. The problem is a piecewise non-linear minimisation problem with constraints. The method of simulated annealing re-

quired a significantly large number of restarts in order to achieve the global minimum.

The study of peer connection efficiency is an interesting area of P2P research that describes fundamental P2P modes of operation using rigorous analytical theory. There is substantial grounds for further analysis and potential for new discoveries.

A Simulation algorithm

The following simulation was executed with $T = 5000$ arrivals to obtain the results of Figure 2(b).

1. given t_c and t_s and a uniform random variable X between 0 and 1,
2. for each λ
 - (a) compute p according to Equation 4
 - (b) $Connected = false$
 - (c) $Waste = 0.0$
 - (d) $CurrentTime = 0.0$
 - (e) $ArrivalsTime = 0.0$
 - (f) for T number of arrivals do
 - i. $Arrival = (-1/\lambda) \log(1 - X)$
 - ii. $ArrivalsTime = ArrivalsTime + Arrival$
 - iii. $TimeDifference = ArrivalsTime - CurrentTime$
 - iv. if $TimeDifference < 0$ then set $TimeDifference = 0$
 - v. if $Connected = true$ then
 - A. set $Waste = Waste + TimeDifference$
 - B. set $CurrentTime = CurrentTime + TimeDifference + t_s$
 - vi. ELSE
 - A. set $Waste = Waste + t_c$
 - B. set $CurrentTime = CurrentTime + t_s + t_c$
 - vii. set $Connected = false$ with probability p and $= true$ with probability $1 - p$

$$(g) \text{ output } \eta(\lambda) = 1 - \frac{Waste}{CurrentTime}$$

References

- [1] Karl Aberer. P-Grid: A self-organizing access structure for P2P information systems. *Lecture Notes in Computer Science*, 2172:179–, 2001.
- [2] D. Clark. Face-to-face with peer-to-peer networking. *IEEE Computer*, pages 18–21, January 2001.
- [3] Ian Clarke, Oskar Sandberg, Brandon Wiley, and Theodore W. Hong. Freenet: A distributed anonymous information storage and retrieval system. *Lecture Notes in Computer Science*, 2009:46–, 2001.
- [4] Francisco Matias Cuenca-Acuna, Richard P. Martin, and Thu D. Nguyen. PlanetP: Using Gossiping and Random Replication to Support Reliable Peer-to-Peer Content Search and Retrieval. Technical Report DCS-TR-494, Department of Computer Science, Rutgers University, July 2002.
- [5] Krishna Kant, Ravi Iyer, and Vijay Tewari. A framework for classifying peer-to-peer technologies. In *Proceedings of the Second IEEE/ACM International Symposium on Cluster Computing and the Grid*, pages 368–375, May 2002.
- [6] Wang kee Poon and Jiannong Cao. Rheeve: A plug-n-play peer-to-peer computing platform. In *Proceedings of the 22nd International Conference on Distributed Computing Systems Workshops*, pages –. IEEE Computer Society, 2002.
- [7] Evangelos P. Markatos. Tracing a large-scale peer to peer system: an hour in the life of gnutella. In *Proceedings of the Second IEEE/ACM International Symposium on Cluster Computing and the Grid*, pages 65–74, May 2002.

- [8] Matei Ripeanu, Adriana Iamnitchi, and Ian Foster. Mapping the gnutella network. *IEEE Internet Computing*, pages 50–57, January 2002.
- [9] Stefan Saroiu, P. Krishna Gummadi, and Steven D. Gribble. A measurement study of peer-to-peer file sharing systems. In *Proceedings of Multimedia Computing and Networking 2002 (MMCN '02)*, San Jose, CA, USA, January 2002.
- [10] Ion Stoica, Robert Morris, David Karger, Frans Kaashoek, and Hari Balakrishnan. Chord: A scalable Peer-To-Peer lookup service for internet applications. In *Proceedings of the 2001 ACM SIGCOMM Conference*, pages 149–160, 2001.
- [11] Hua Xia, Qidi Wu, Hao Zhang, Jianfeng Lu, and Dongshan Xing. PCSCW: P2P-based computer supported cooperative work research. In *Proceedings of the 4th World Congress on Intelligent Control and Automation*, pages 2770–2774. IEEE, June 2001.
- [12] William Yeager and Joseph Williams. Secure peer-to-peer networking: The JXTA example. *IT Pro*, pages 53–57, March 2002.