

Causes and Effects in Computer Programs

Andreas Zeller*

* *Lehrstuhl für Softwaretechnik, Universität des Saarlandes, Postfach 15 11 50, 66041 Saarbrücken, Germany. E-mail: zeller@acm.org, Web: <http://www.st.cs.uni-sb.de/~zeller/>*

ABSTRACT

Debugging is commonly understood as finding and fixing the cause of a problem. But what does “cause” mean? How can we find causes? How can we prove that a cause is a cause—or even “the” cause? This paper defines common terms in debugging, highlights the principal techniques, their capabilities and limitations.

KEYWORDS: Automated Debugging, Program Analysis, Causality

1 How Failures Come to Be

Software bugs are a pain. In the US alone, software bugs cause costs of nearly 60 billion US\$ annually, with more than half of the cost borne by end users[RTI02]. How can we get rid of bugs? Basically, there are two methods:

- We can *prevent* bugs (or in other words: write correct software). A plethora of tools and techniques is available to prevent bugs, including better languages, better processes, better analysis, formal verification. But despite all the advances made in preventing bugs, it seems our programs just grow accordingly such that the number of bugs stays constant.
- We can *cure* bugs (or in other words: to fix the defect). This is the dark corner of computer science—very few people seem to care about debugging. Obviously, to talk about prevention is nobler than examining the cure. But the cure has been neglected in such a way that the process of identifying and correcting the root cause of a failure is still as labor-intensive, manual, and painful as it was 50 years ago.

This paper focus on the *cure* of bugs—that is, debugging. But what is it that makes debugging so difficult? In principle, a failure occurs in four steps, illustrated in Figure 1:

1. **A programmer creates a defect¹ in the code.** A defect is a piece of the code that can cause an infection—a part of the program state that can cause a failure. In Figure 1, the defect is shown by a ✕ character.²
2. **The input causes *execution* of the defect.** If the defect is not executed, it cannot trigger the failure in question.

In M. Ronsse, K. De Bosschere (eds), proceedings of the Fifth International Workshop on Automated Debugging (AADE-BUG 2003), September 2003, Ghent. CComputer Research Repository (<http://www.acm.org/corr/>), cs.SE/yymmnnn; whole proceedings: cs.SE/0309027.

¹The appendix of this paper contains a glossary for this and other important terms.

²It is common to say that each defect is created by a *mistake* made by the programmer. However, there are several settings where it is difficult to blame an individual for a defect—and anyway, whom to blame is a political, not a technical question.

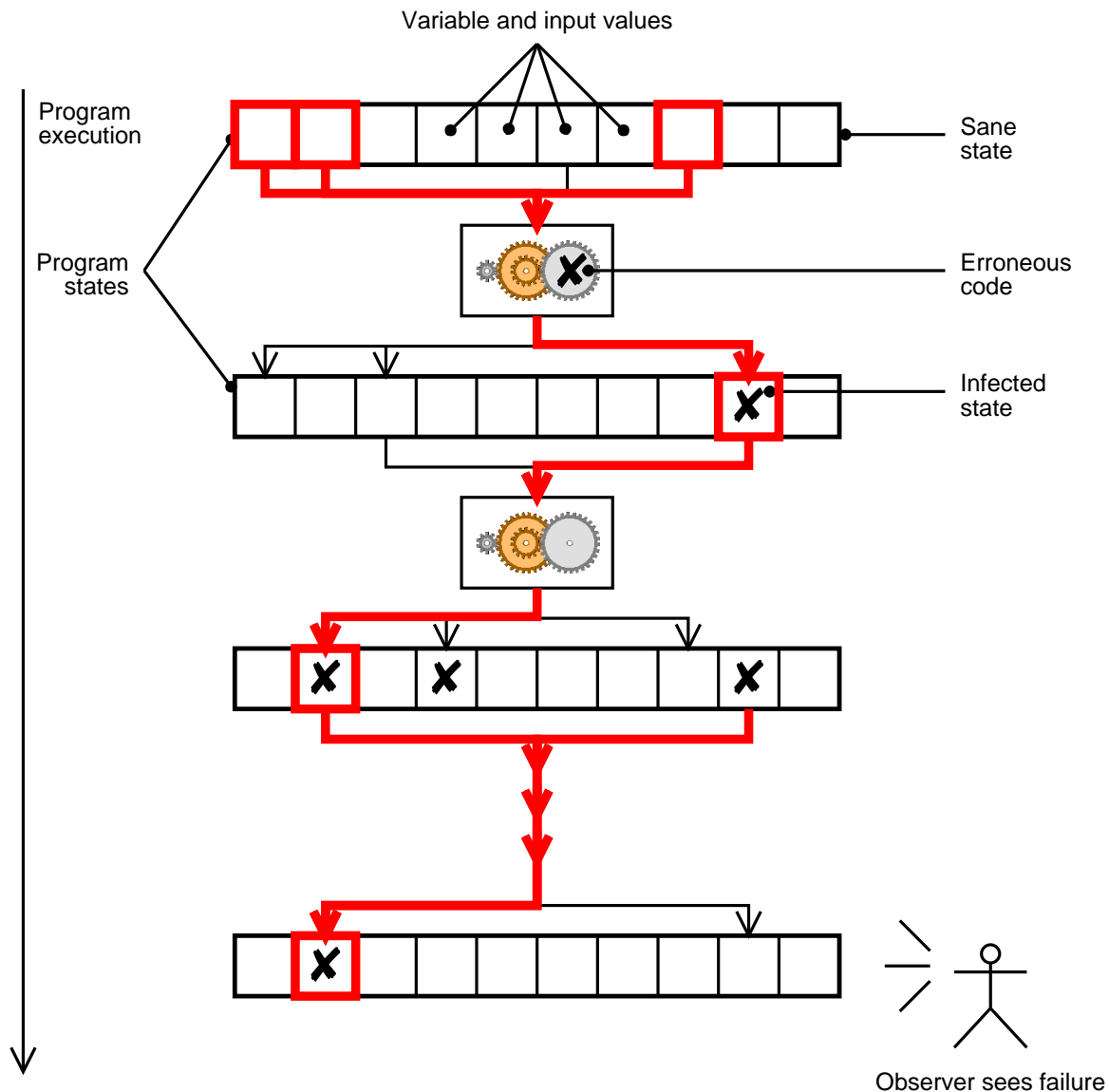


Figure 1: How failures come to be

3. The defect causes an *infection*. An infection is a part of the program state that can cause a failure; it is created by a defect being executed. In Figure 1, the infected states are shown by **X** characters; you can see how the infection propagates along the execution.

A defect in the code does not necessarily cause infections. The defect code must be executed, and it must be executed under such conditions that the infection actually occurs.

4. The infection causes a *failure*. A failure is an externally observable error in the program behavior; it is created by an infection in the program state.

An infection in the program state does not necessarily cause a failure. It may be masked or corrected by some later program action before it could be observed.

One must keep in mind that not every defect results in an infection, and not every infection results in a failure. Hence, having no failures does not imply having no defects. This is the curse of testing,

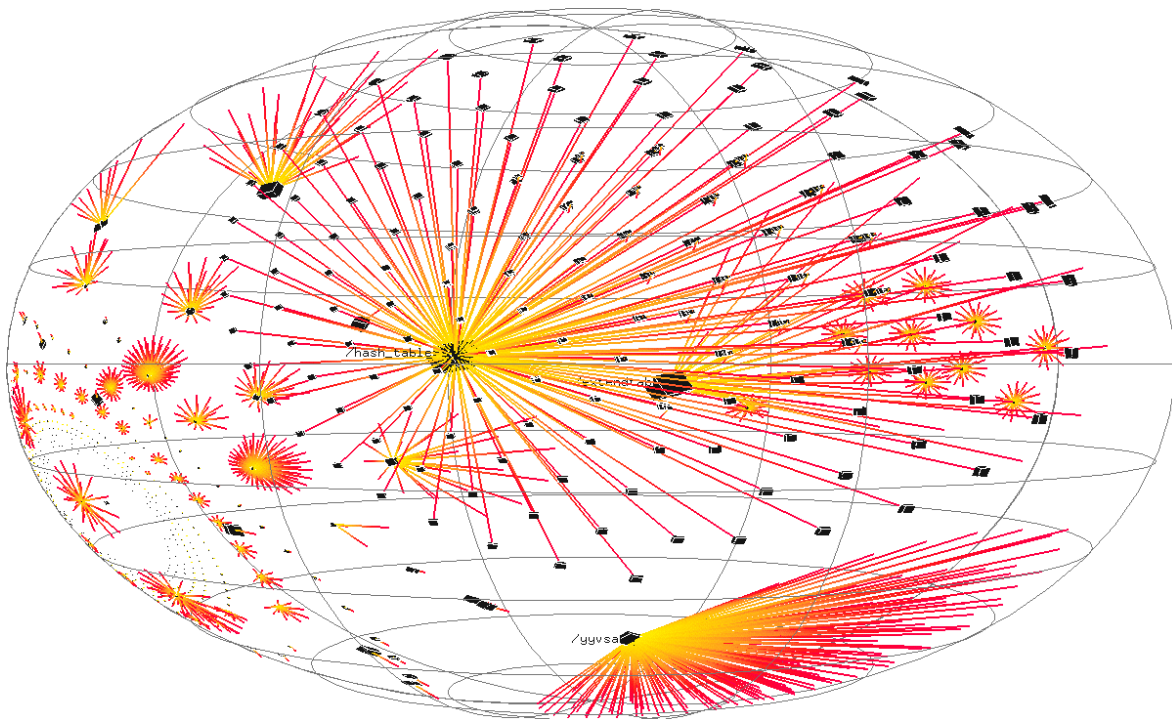


Figure 2: A program state of the GNU C compiler

as pointed out by Dijkstra [Dij72]: it can only show the presence of defects, but never their absence. However,

- each failure can be traced back to an infection,
- each infection can be traced back to a defect that caused the infection,
- each defect can be traced back to an input that caused the defect to be executed.

Isolating this *cause-effect chain* within the program run—from input via the defect to the final state, as highlighted in Figure 1, is the main part of debugging. The second, smaller, part is to *fix* the defect such that the failure no longer occurs—that is, one must *break* the cause-effect chain.

Why is finding a cause-effect chain so difficult? First, there is a lack of methodology in debugging. In natural science, it is mandatory to make the *scientific method explicit*—that is, to write down the hypotheses, the expectations, the experiments, and the conclusions from these experiments. If you don't write down what you're doing, you must keep all these things in your head—which is why you cannot leave your desk until the failure cause is found and fixed.

But even if you are conscious about bookkeeping, the *search space* simply is enormous. Program states are large, with tens of thousands of variables. Figure 2 shows the program state of the GNU C compiler with 42,991 variables (vertices) and 44,290 references (edges). And this is only one single state at one moment in time—an actual run is composed of millions to billions of such program states. Now, if tell you that *one* single reference in the shown program state causes the compiler to crash, how do you find it? You clearly need to be an expert in the program you're analyzing in order to make good guesses about problem causes.

2 About Causality

To understand debugging, we must understand causes and effects. If we say that a defect *causes* a failure, what does this actually mean? The most common definition for causality is as follows:

A *cause* is an event preceding another event without which the event in question would not have occurred. The event in question is called the *effect*.

Hence, a defect causes the failure if the failure would not have occurred without the defect.

In natural and social sciences, causality is often hard to establish. Just think about common disputes such as “Did usage of the butterfly ballot in West Palm Beach cause George W. Bush to be President of the United States?”, “Did drugs cause the death of Elvis Presley?”, or “Does human production of carbon dioxide cause global warming?”.

To determine whether these are actually causes, formally, we would have to repeat history *without the cause in question*—in an alternate world that is as close as possible to ours. If in this alternate world, Albert Gore were president, Elvis were alive, global warming were less, we knew that butterfly ballots, drugs, or carbon dioxide had been actual causes for the given effects.

Unfortunately, we cannot repeat history. We can only speculate, and this is why anyone can always come up with a new theory about the true cause, and this is why some empirical researchers have suggested dropping the concept of causality altogether.

In our domain of computer science, though, things are different. We can easily repeat program runs over and over, change the circumstances of the execution as desired, and observe the effects. Given the right means, the program execution is under total control and totally deterministic.

Scientists frequently use computers to determine causes and effects in *models* of the real world. However, such causes and effects run the danger to be inappropriate in the concrete, because the model may have abstracted away important aspects. If we are determining causes and effects in the program itself, though, there is no such risk—we are already dealing with the real thing. Hence, *debugging is the only scientific discipline which can claim dealing with actual causality*.

However, the above definition of cause is not without problems. Consider some failing program. By the definition above, its entire code is a cause for the failure (because without the entire code, there would be no program to execute). Likewise, the existence of electricity is a failure cause, because without electricity... well, you see how the argument goes.

To discriminate between these alternatives, the concept of the *closest possible world* comes in handy. A world is said to be “closer” to the actual world than another if it resembles the actual world more than the other does. The idea is that “the” cause should be a *minimal difference* between the actual world where the effect occurs and the alternate world where it would not (Figure 3). In other words, the alternate world should be *as close as possible*:

An *actual cause* is a difference between the actual world where the effect occurs and the *closest possible world* where it would not.

The concept of the closest possible world is applicable to all causes—including the causes required for debugging. So, if we want to find the actual cause for a program failure, we can quickly eliminate “causes” like the existence of electricity—a world without electricity would be so much different from ours that it would hardly qualify as “closest”. Instead, we have to search for the *closest possible world in which the failure does not occur*:

- The actual failure cause in a *program input* is a minimal difference between the actual input (where the failure occurs) and the closest possible input where the failure does not occur.
- The actual failure cause in a *program state* is a minimal difference between the actual program state and the closest possible state where the failure does not occur.
- The actual failure cause in a *program code* is a minimal difference between the actual code and the closest possible code where the failure does not occur.

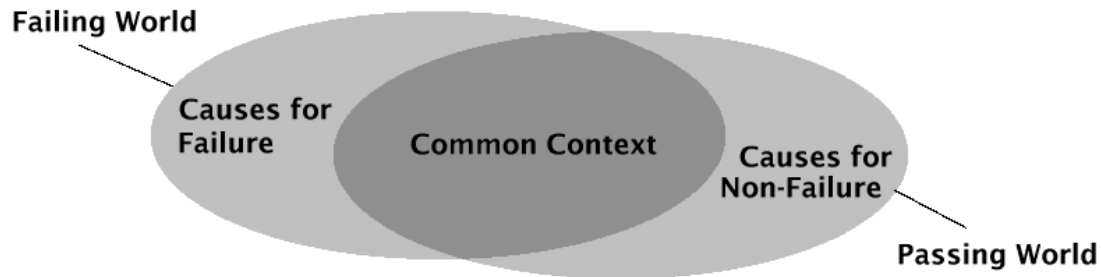


Figure 3: Causes as differences between alternate worlds

The principle of picking the closer alternate world is also known as *Ockham's Razor*—whenever you have competing theories for how some effect comes to be, pick the simplest. As a side effect, this quickly eliminates unlikely causes like “the compiler doesn’t work”, “the CPU must be wrong”, “Aliens tampered my computer”—or whatever young programmers come up with to decline responsibility.³

The definition of actual causes carries important side-effects for debugging. Most important is, you cannot tell that some property is a failure cause until it has been altered such that the failure no longer occurs. In other words: *The proof of the error is in the fix.*

3 Reasoning About Programs

So, how can one find failure causes? Let me first line up some reasoning techniques that do *not* find failure causes [Zel03]:

Deduction. Deduction is reasoning from the abstract into the concrete. In debugging, deduction techniques typically come in the form of *static* analysis techniques that abstract from the (abstract) program code into the (concrete) program run. They determine what can happen during a program run (or, more precisely, exclude what *cannot* happen). In debugging, the typical instance of static analysis is *program slicing* [Wei82, Tip95].

Deduction techniques are great in finding *errors*—deviations from what’s correct, right, or true. Several syntactical and semantical errors can be caught by deduction. So why can’t deduction find failure causes? To put things straight: deduction can find lots and lots of errors, and it deserves all our credits.

However, to prove that an error (or a potential error) is an actual failure cause requires program execution, and deduction prohibits dealing with the concrete. Furthermore, deduction works on an *abstraction* of the real thing, and there is always a risk of some failure cause being abstracted away.

Observation. Observation allows the programmer to inspect arbitrary aspects of an individual program run. Since an actual run is required, the associated techniques are called *dynamic*. Observation brings in actual *facts* of a program execution; unless the observation process is flawed, these facts cannot be denied.

³Well, not quite. In my 20-year career as a programmer, I actually found one defect in the 6502 CPU, two defects in the GNU compiler, and one defect in the C++ language definition. This sums up to one “unlikely” defect per five years—a reason to eliminate all other potential causes first.

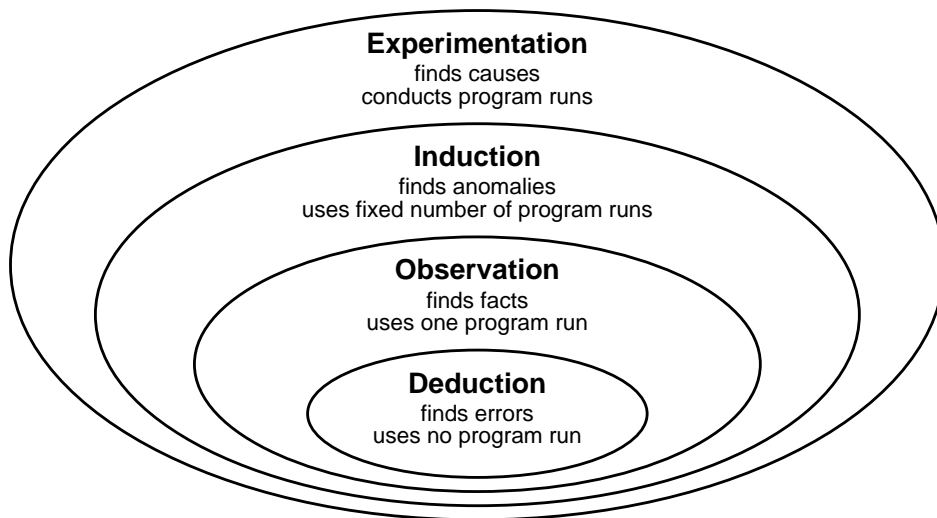


Figure 4: A hierarchy of reasoning techniques

Observation is the base of all interactive debugging tools, and has helped millions of programmers narrowing down defects. But observation alone, again, cannot find failure causes. You need to prove that *altering* the suspected infection or defect actually causes the failure to disappear.

Induction. Induction is reasoning from the particular to the general. In program analysis, induction is used to *summarize* multiple program runs—e.g. a test suite or random testing—to some abstraction that holds for all considered program runs. The key concept added induction is *anomalies*—the way a failing run differs from one or more working runs.

Early uses of induction involved only two runs—a working and a failing one. A *relative debugger* [SA97] compares two runs and reports any differences it can find. A *dice* [LW87] or difference between two dynamic slices shows up the statements that were involved in producing the failure, but not in producing the correct result—these anomalies frequently include the defect. Likewise, comparing the code coverage can highlight potentially erroneous code [JHS02]. *Dynamic invariants* [ECGN01] can be also be used to detect anomalous program behavior [HL02].

Anomalies are not necessarily errors; they are not even failure causes unless verified as such. But they can be excellent starting points when searching for errors and failure causes.

So, what can we use to find failure causes? The answer is the fourth reasoning technique:

Experimentation. Experimentation means to *conduct* experiments—typically, in order to verify or reject a specific hypothesis. In our case, these experiments are program runs. While induction is based on a *fixed* set of program runs, experimentation adds and assesses new runs, specifically created for the hypothesis in question.

Experimentation is the *only* way to prove that an event is an actual cause—because you need two experiments for this. While deduction, observation, and induction are all helpful in finding potential causes, only experimentation can separate the wheat from the chaff—and narrow down the actual cause of a failure. Experimentation is the essence of the *scientific method*, the general process of constructing a theory for some aspect of the universe simply by hypotheses and experiments. Experiments must be *repeatable*, which in case of programs means that their execution must be made *deterministic*—for instance, by means of a capture/replay tool [CS98]. Without determinism, there is no way to prove causality.

Today, experimentation is still mostly conducted by humans, using all the reasoning techniques described above. However, under certain conditions, experimentation can be *automated*, thus effectively automating the search for failure causes. This is the case when *two* program runs exist—a working and a failing one—and the initial difference between these two runs can be narrowed down to isolate failure causes.

The so-called *delta debugging* approach has been shown to isolate failure-inducing input [ZH02], failure-inducing code changes [Zel99], and failure-inducing program states [Zel02]. The process is based on an automated test that determines whether the failure persists or not, and an algorithm that systematically narrows down the difference between the two runs. Applied to states, this effectively produces *cause-effect chains* from the input to the failure, as the one shown in Figure 1.

To sum up, deduction finds *errors*, observation finds *facts*, induction finds *anomalies*, and experimentation finds *causes*—and most of these techniques can be automated. The four reasoning techniques do not exist in isolation, though, nor are they used at all as isolated techniques. Each of the “later” techniques above can make use of “earlier” techniques. For instance, observation can make use of deduction when deciding what to observe; Induction requires observation, and experimentation relies on induction.

On the other hand, deduction *cannot* use observation because observation requires program execution, which deduction does not allow; and observation cannot make use of induction, because observation is based on one single run. Consequently, these four techniques form a *hierarchy* (Figure 4), where each “outer” technique can use elements of “inner” techniques, and where each technique is defined by the number of program runs it uses to make its findings.

4 Finding “the” Error

So, if experimentation can find failure causes automatically, and if deduction can find errors, why don’t we just fix all the bugs? The reason is subtle: *Just because something is a cause, it need not be an error*. If your computer catches a virus from an e-mail, the virus code is the cause of the infection. However, the virus code is not an error—it is perfectly legitimate for e-mail to contain arbitrary content. The bad reference in Figure 2, on the other hand, is both a failure cause and an error, as it violates a GCC invariant.

What’s an error, anyway? Here’s the definition:

An *error* is a deviation from what’s correct, right, or true.

Note that a cause might be an error or not; likewise, an error might cause a failure (or the failure in question), or not. The concepts of errors and failure causes are *totally unrelated*, except that, of course, a failure is an error. And while we can detect errors and failure causes, automatically, it is hard to relate a failure to “the” error that caused the failure.

In practice, finding “the” error is not that difficult—provided one has understood how the failure came to be, and this is where observation, induction, and experimentation are most helpful. In the cause-effect chain (compare Figure 1), we must find the transition from sane (correct) states to infected (erroneous) states. This transition is the defect, or the error in the code. This simply works by *deciding* whether a state is sane or infected—typically by inspection of the programmer.

Isn’t this something that could (and should) be fully automated, too? Unfortunately, things are not so simple. A *cause* in a computer program can be determined without doubt, using experiments—and consequently, it can be determined automatically. Whether some property is an *error*, though, can be formally decided if and only if there is a *formal specification* of what’s correct, right, or true.

A test case, for instance, decides whether a program is in error or not. A mere comment, or prose in a requirements document, can be subject to interpretation, though. In the absence of a formal

specification, there are no errors, only surprises; and we as programmers must decide whether the surprise is desired or not.

The consequence is: As long as we can tell sane states from infected states, we can narrow down the search quickly and even automatically, but no further. Once we have reached a cause-effect chain fragment where such an automated assessment is impossible, the remaining search is up to the user. Note, though, that the programmer can be *guided* in her debugging process by querying whether a state is sane or infected—the essence of *algorithmic debugging* [Sha82].

Let us now assume we finally found “the” error, and we have proven that it is a failure cause by altering it such that the failure goes away. Is this the way to go? Not necessarily. First, the change applied to prove an error is an error is a fix for the failure in question, but not necessarily a fix for other, related failures too. One should opt for the *most general fix* available—which may involve rewriting not only “the” error, but other parts of the program, too. In some cases, the best fix is to rewrite the entire program from scratch! Since fixing is thus part of writing a program, it is hard to see how automation could step in here.

There are other “political” issues about errors and fixing. Suppose you find that some function in a third-party library does not operate as specified. The third party says it’s just your use of the library, and the library won’t be changed. So, rather than changing the erroneous code, you alter your original code to *work around* the problem. Where’s “the” error in that story? Obviously, it depends on whom you ask—and certainly you won’t ask an automated tool here.

As researchers, we should be very precise about what our techniques can do and what they cannot do. This is especially important when talking about anomalies, causes, and errors. Yes, we do have techniques that detect anomalies and errors in programs and runs. Yes, for a given failure, we can isolate causes and cause-effect chains automatically. But a method that finds “the” error for a particular failure—the ultimate target of automated debugging—must prove that the error *causes* the failure. In other words, it would have to provide not only the error, but the fix as well. I see no way of achieving this today. I hope, though, that we’ll be able to detect so many anomalies and potential errors that we can leverage this knowledge in the search for failure causes—and pinpoint the error as good as we possibly can.

5 Conclusion

What’s the future of automated debugging? In this paper, I have not attempted to cover the entire field of automated debugging, but rather tried to group typical techniques of dynamic program analysis and automated debugging—and to identify and relate their key concepts. Today, it is obvious that the enormous wealth in computing power brings clear benefits: We can afford computations, tests, and experiments that would have seemed ridiculously large or dumb only a few years ago. In particular, the original

- deductive methods to determine errors and
- observational methods to determine facts

have now been adjoined by

- inductive methods to determine anomalies, and
- experimental methods to determine causes.

When debugging, the best programmers make use of all reasoning capabilities—deduction, observation, induction, and experiments. Our tools should do so, too. The best tools will be those that intertwine and dovetail errors, facts, anomalies, and causes. Designing and building such tools will be the next challenge for automated debugging.

Acknowledgments. Holger Cleve and Stephan Neuhaus provided substantial comments on earlier revisions of this paper.

Glossary

This glossary gives definitions for important terms as they are being used in this paper. Alternate definitions (2., 3., ...) are being found outside of this paper; references within the glossary always refer to the first definition.

Accident Synonym of $\rightarrow mishap$.

Anomaly A program behavior that deviates from expectations based on other runs or other programs. Also known as *incident*.

Bug 1. Synonym of $\rightarrow defect$. 2. Synonym of $\rightarrow failure$. 3. Synonym of $\rightarrow problem$. 4. Synonym of $\rightarrow infection$.

Cause An event preceding the $\rightarrow effect$ without which the effect would not have occurred.

Crash The sudden and complete $\rightarrow failure$ of a computer system or component.

Debugging Relating a $\rightarrow failure$ or an $\rightarrow infection$ to a $\rightarrow defect$ and subsequent $\rightarrow repair$ of the defect.

Defect An $\rightarrow error$ in the program, esp. one that can cause an $\rightarrow infection$ and thus a $\rightarrow failure$. Also known as *bug*, *fault*.

Delta Difference between (or change to) code, states, or circumstances.

Effect An event following the $\rightarrow cause$ that would not have occurred without the cause.

Error 1. An unwanted and unintended deviation from what is correct, right, or true. 2. Synonym of $\rightarrow infection$. 3. Synonym of $\rightarrow mistake$.

Exception An event that causes suspension of normal program operation.

Failure An externally visible $\rightarrow error$ in the program behavior. Also known as *malfunction*. See also *problem*.

Fault Synonym of $\rightarrow defect$.

Feature An intended property or behavior of a program.

Fix A $\rightarrow repair$ where the $\rightarrow defect$ is removed from the program. See also *debugging*. Compare *workaround*.

Incident Synonym of $\rightarrow anomaly$.

Infection An $\rightarrow error$ in the program state, esp. one that can cause a $\rightarrow failure$.

Issue Synonym of $\rightarrow problem$.

Malfunction Synonym of $\rightarrow failure$.

Mishap An unplanned event or series of events resulting in death, injury, occupational illness, or damage to or loss of data and equipment or property, or damage to the environment. Also known as *accident*.

Mistake A human act or decision resulting in an $\rightarrow error$.

Problem A questionable property or behavior of a program. Also known as *issue*. See also *failure*.

Repair A $\rightarrow delta$ such that the failure in question no longer occurs. See also *fix*. See also *workaround*.

Testing The execution of a program with the intention to find some $\rightarrow problem$, esp. a $\rightarrow failure$.

Test case A documentation specifying inputs, predicted results, and a set of execution circumstances for a program.

Workaround A $\rightarrow repair$ where the $\rightarrow defect$ remains in the program. Compare *fix*.

References

- [CS98] Jong-Deok Choi and Harini Srinivasan. Deterministic replay of Java multithreaded applications. In *Proc. ACM SIGMETRICS Symposium on Parallel and Distributed Tools (SPDT)*, pages 48–59, August 1998.
- [Dij72] Edsger W. Dijkstra. Notes on structured programming. In Ole-Johan Dahl, Edsger W. Dijkstra, and C. A. R. Hoare, editors, *Structured Programming*, chapter 1, pages 1–82. Academic Press, London, 1972.
- [ECGN01] Michael D. Ernst, Jake Cockrell, William G. Griswold, and David Notkin. Dynamically discovering likely program invariants to support program evolution. *IEEE Transactions on Software Engineering*, 27(2):1–25, February 2001.
- [HL02] Sudheendra Hangal and Monica S. Lam. Tracking down software bugs using automatic anomaly detection. In ICSE 2002 [ICS02], pages 291–302.
- [ICS02] *Proc. International Conference on Software Engineering (ICSE)*, Orlando, Florida, May 2002.
- [JHS02] James A. Jones, Mary Jean Harrold, and John Stasko. Visualization of test information to assist fault localization. In ICSE 2002 [ICS02], pages 467–477.
- [LW87] J. R. Lyle and M. Weiser. Automatic program bug location by program slicing. In *2nd International Conference on Computers and Applications*, pages 877–882, Peking, 1987. IEEE Computer Society Press, Los Alamitos, California.
- [RTI02] RTI. The economic impacts of inadequate infrastructure for software testing. Technical Report Planning Report 02-3, National Institute of Standards & Technology, May 2002.
- [SA97] Rok Sosič and David Abramson. Guard: A relative debugger. *Software—Practice and Experience*, 27(2):185–106, February 1997.
- [Sha82] Ehud Y. Shapiro. *Algorithmic Program Debugging*. PhD thesis, MIT Press, 1982. ACM Distinguished Dissertation.
- [Tip95] Frank Tip. A survey of program slicing techniques. *Journal of Programming Languages*, 3(3):121–189, September 1995.
- [Wei82] M. Weiser. Programmers use slices when debugging. *Communications of the ACM*, 25(7):446–452, 1982.
- [Zel99] Andreas Zeller. Yesterday, my program worked. Today, it does not. Why? In *Proc. ESEC/FSE’99 – 7th European Software Engineering Conference / 7th ACM SIGSOFT Symposium on the Foundations of Software Engineering*, volume 1687 of *Lecture Notes in Computer Science*, pages 253–267, Toulouse, France, September 1999. Springer-Verlag.
- [Zel02] Andreas Zeller. Isolating cause-effect chains from computer programs. In William G. Griswold, editor, *Proc. Tenth ACM SIGSOFT Symposium on the Foundations of Software Engineering (FSE-10)*, pages 1–10, Charleston, South Carolina, November 2002. ACM Press.
- [Zel03] Andreas Zeller. Program analysis: A hierarchy. In Jonathan E. Cook and Michael Ernst, editors, *Proc. ICSE 2003 Workshop on Dynamic Analysis (WODA 2003)*, Portland, Oregon, May 2003. Available online at <http://www.cs.nmsu.edu/~jcook/woda2003/>.
- [ZH02] Andreas Zeller and Ralf Hildebrandt. Simplifying and isolating failure-inducing input. *IEEE Transactions on Software Engineering*, 28(2):183–200, February 2002.