

# The Skip Quadtree: A Simple Dynamic Data Structure for Multidimensional Data

David Eppstein<sup>†</sup>Michael T. Goodrich<sup>†</sup>Jonathan Z. Sun<sup>†</sup>

## Abstract

We present a new multi-dimensional data structure, which we call the skip quadtree (for point data in  $\mathbf{R}^2$ ) or the skip octree (for point data in  $\mathbf{R}^d$ , with constant  $d > 2$ ). Our data structure combines the best features of two well-known data structures, in that it has the well-defined “box”-shaped regions of region quadtrees and the logarithmic-height search and update hierarchical structure of skip lists. Indeed, the bottom level of our structure is exactly a region quadtree (or octree for higher dimensional data). We describe efficient algorithms for inserting and deleting points in a skip quadtree, as well as fast methods for performing point location and approximate range queries.

## 1 Introduction

Data structures for multidimensional point data are of significant interest in the computational geometry, computer graphics, and scientific data visualization literatures. They allow point data to be stored and searched efficiently, for example to perform range queries to report (possibly approximately) the points that are contained in a given query region. We are interested in this paper in data structures for multidimensional point sets that are dynamic, in that they allow for fast point insertion and deletion, as well as efficient, in that they use linear space and allow for fast query times.

**Related Previous Work.** Linear-space multidimensional data structures typically are defined by hierarchical subdivisions of space, which give rise to tree-based search structures. That is, a hierarchy is defined by associating with each node  $v$  in a tree  $T$  a region  $R(v)$  in  $\mathbf{R}^d$  such that the children of  $v$  are associated with subregions of  $R(v)$  defined by some kind of “cutting” action on  $R(v)$ . Examples include:

- *quadtrees* [29]: regions are defined by squares in the plane, which are subdivided into four equal-sized squares for any regions containing more than a single point. So each internal node in the underlying tree has four children and regions have optimal aspect ratios (which is useful for many types of queries). Unfortunately, the tree can have arbitrary depth, independent even of the number of input points. Even so, point insertion and deletion is fairly simple.
- *octrees* [19,29]: regions are defined by hypercubes in  $\mathbf{R}^d$ , which are subdivided into  $2^d$  equal-sized hypercubes for any regions containing more than a single point. So each internal node in the underlying tree has  $2^d$  children and, like quadtrees, regions have optimal aspect ratios and point insertion/deletion is simple, but the tree can have arbitrary depth.

---

<sup>†</sup>Dept. of Computer Science, University of California, Irvine, CA 92697-3425, USA.  
 {eppstein,goodrich,zhengsun}@ics.uci.edu.

- *k-d trees* [8]: regions are defined by hyperrectangles in  $\mathbf{R}^d$ , which are subdivided into two hyperrectangles using an axis-perpendicular cutting hyperplane through the median point, for any regions containing more than two points. So the underlying tree is binary and has  $\lceil \log n \rceil$  depth. Unfortunately, the regions can have arbitrarily large aspect ratios, which can adversely affect the efficiencies of some queries. In addition, maintaining an efficient *k-d tree* subject to point insertions and removal is non-trivial.
- *compressed quad/octrees* [2, 9–11]: regions are defined in the same way as in a quadtree or octree (depending on the dimensionality), but paths in the tree consisting of nodes with only one non-empty child are compressed to single edges. This compression allows regions to still be hypercubes (with optimal aspect ratio), but it changes the subdivision process from a four-way cut to a reduction to at most four disjoint hypercubes inside the region. It also forces the height of the (compressed) quad/octree to be at most  $O(n)$ . This height bound is still not very efficient, of course.
- *balanced box decomposition (BBD) trees* [4–6]: regions are defined by hypercubes with smaller hypercubes subtracted away, so that the height of the decomposition tree is  $O(\log n)$ . These regions have good aspect ratios, that is, they are “fat” [17, 18], but they are not convex, which limits some of the applications of this structure. In addition, making this structure dynamic appears non-trivial.
- *balanced aspect-ratio (BAR) trees* [14, 16]: regions are defined by convex polytopes of bounded aspect ratio, which are subdivided by hyperplanes perpendicular to one of a set of  $2d$  “spread-out” vectors so that the height of the decomposition tree is  $O(\log n)$ . This structure has the advantage of having convex regions and logarithmic depth, but the regions are no longer hyperrectangles (or even hyperrectangles with hyperrectangular “holes”). In addition, making this structure dynamic appears non-trivial.

This summary is, of course, not a complete review of existing work on space partitioning data structures for multidimensional point sets. The reader interested in further study of these topics is encouraged to read the book chapters by Asano *et al.* [7], Samet [33–35], Lee [21], Aluru [1], Naylor [26], Nievergelt and Widmayer [28], Leutenegger and Lopez [22], Duncan and Goodrich [15], and Arya and Mount [3], as well as the books by de Berg *et al.* [12] and Samet [31, 32].

**Our Results.** In this paper we present a dynamic data structure for multidimensional data, which we call the *skip quadtree* (for point data in  $\mathbf{R}^2$ ) or the *skip octree* (for point data in  $\mathbf{R}^d$ , for fixed  $d > 2$ ). For the sake of simplicity, however, we will often use the term “quadtree” to refer to both the two- and multi-dimensional structures. This structure provides a hierarchical view of a quadtree in a fashion reminiscent of the way the skip-list data structure [24, 30] provides a hierarchical view of a linked list. Our approach differs fundamentally from previous techniques for applying skip-list hierarchies to multidimensional point data [23, 27] or interval data [20], however, in that the bottom-level structure in our hierarchy is not a list—it is a tree. Indeed, the bottom-level structure in our hierarchy is just a compressed quadtree [2, 9–11]. Thus, any operation that can be performed with a quadtree can be performed with a skip quadtree. More interestingly, however, we show that point location and approximate range queries can be performed in a skip quadtree in  $O(\log n)$  and  $O(\epsilon^{1-d} \log n + k)$  time, respectively, where  $k$  is the size of the output in the approximate range query case, for constant  $\epsilon > 0$ . We also show that point insertion and deletion can be performed in  $O(\log n)$  time. We describe both randomized and deterministic versions of our data structure, with the above time bounds being expected bounds for the randomized version and worst-case bounds for the deterministic version.

Due to the balanced aspect ratio of their cells, quadtrees have many geometric applications including range searching, proximity problems, construction of well separated pair decompositions, and quality triangulation. However, due to their potentially high depth, maintaining quadtrees directly can be expensive. Our

skip quadtree data structure provides the benefits of quadtrees together with fast update and query times even in the presence of deep tree branches, and is, to our knowledge, the first balanced aspect ratio subdivision with such efficient update and query times. We believe that this data structure will be useful for many of the same applications as quadtrees. In this paper we demonstrate the skip quadtree’s benefits for two simple types of queries: point location within the quadtree itself, and approximate range searching.

## 2 Preliminaries

In this section we discuss some preliminary conventions we use in this paper.

**Notational Conventions.** Throughout this paper we use  $Q$  for a quadtree and  $p, q, r$  for squares or quarters of squares associated with the nodes of  $Q$ . We use  $S$  to denote a set of points and  $x, y, z$  for points in  $\mathbf{R}^d$ . We let  $p(x)$  denote the smallest square in  $Q$  that covers the location of some point  $x$ , regardless if  $x$  is in the underlying point set for  $Q$  or not. Constant  $d$  is reserved for the dimensionality of our search space,  $\mathbf{R}^d$ , and we assume throughout that  $d \geq 2$  is a constant. In  $d$ -dimensional space we still use the term “square” to refer to a  $d$ -dimensional cube and we use “quarter” for any of the  $1/2^d$  partitions of a square  $r$  into squares having the center of  $r$  as a corner and sharing part of  $r$ ’s boundary. A square  $r$  is identified by its center  $c(r)$  and its half side length  $s(r)$ .

**The Computational Model.** As is standard practice in computational geometry algorithms dealing with quadtrees and octrees (e.g., see [10]), we assume in this paper that certain operations on points in  $\mathbf{R}^d$  can be done in constant time. In real applications, these operations are typically performed using hardware operations that have running times similar to operations used to compute linear intersections and perform point/line comparisons. Specifically, in arithmetic terms, the computations needed to perform point location in a quadtree, as well as update and range query operations, involve finding the most significant binary digit at which two coordinates of two points differ. This can be done in  $O(1)$  machine instructions if we have a most-significant-bit instruction, or by using floating-point or extended-precision normalization. If the coordinates are not in binary fixed or floating point, such operations may also involve computing integer floor and ceiling functions.

**The Compressed Quadtree.** As the bottom-level structure in a skip quadtree is a compressed quadtree [2, 9–11], let us briefly review this structure.

The compressed quadtree is defined in terms of an underlying (standard) quadtree for the same point set; hence, we define the compressed quadtree by identifying which squares from the standard quadtree should also be included in the compressed quadtree. Without loss of generality, we can assume that the center of the root square (containing the entire point set of interest) is the origin and the half side length for any square in the quadtree is a power of 2. A point  $x$  is contained in a square  $p$  iff  $-s(p) \leq x_i - c(p)_i < s(p)$  for each dimension  $i \in [1, \dots, d]$ . According to whether  $x_i - c(p)_i < 0$  or  $\geq 0$  for all dimensions we also know in which quarter of  $p$  that  $x$  is contained.

Define an *interesting square* of a (standard) quadtree to be one that is either the root of the quadtree or that has two or more nonempty children. Then it is clear that any quadtree square  $p$  containing two or more points contains a unique largest interesting square  $q$  (which is either  $p$  itself or a descendent square of  $p$  in the standard quadtree). In particular, if  $q$  is the largest interesting square for  $p$ , then  $q$  is the LCA in the quadtree of the points contained in  $p$ . We compress the (standard) quadtree to explicitly store only the interesting squares, by splicing out the non-interesting squares and deleting their empty children from the original quadtree. That is, for each interesting square  $p$ , we store  $2^d$  bi-directed pointers one for each  $d$ -dimensional quarter of  $p$ . If the quarter contains two or more points, the pointer goes to the largest

interesting square inside that quarter; if the quarter contains one point, the pointer goes to that point; and if the quarter is empty, the pointer is NULL. We call this structure a *compressed quadtree* [2, 9–11]. (See Fig. 1.)

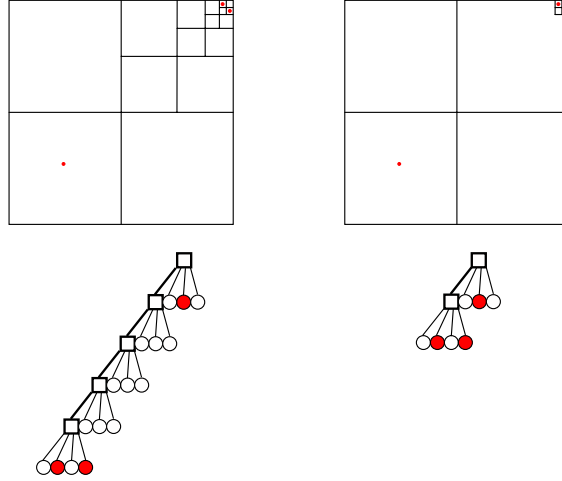


Figure 1: A quadtree containing 3 points (left) and its compressed quadtree (right). Below them are the pointer representations, where a square or an interesting square is represented by a square, a point by a solid circle and an empty quarter by a hollow circle. The 4 children of each square are ordered from left to right according to the I, II, III, IV quadrants.

A compressed  $d$ -dimensional quadtree  $Q$  for  $n$  points has size  $O(n)$ , but its worst-case height is  $O(n)$ , which is inefficient yet nevertheless improves the arbitrarily-bad worst-case height of a standard quadtree. These bounds follow immediately from the fact that there are  $O(n)$  interesting squares, each of which has size  $O(2^d)$ .

With respect to the arithmetic operations needed when dealing with compressed quadtrees, we assume that we can do the following operations in  $O(1)$  time:

- Given a point  $x$  and a square  $p$ , decide if  $x \in p$  and if yes, which quarter of  $p$  contains  $x$ .
- Given a quarter of a square  $p$  containing two points  $x$  and  $y$ , find the largest interesting square inside this quarter.
- Given a quarter of  $p$  containing an interesting square  $r$  and a point  $x \notin r$ , find the largest interesting square inside this quarter.

A standard search in a compressed quadtree  $Q$  is to locate the quadtree square containing a given point  $x$ . Such a search starts from the quadtree root and follows the parent-child pointers, and returns the smallest interesting square  $p(x)$  in  $Q$  that covers the location of  $x$ . Note that  $p(x)$  is either a leaf node of  $Q$  or an internal node with none of its child nodes covering the location of  $x$ . If the quarter of  $p(x)$  covering the location of  $x$  contains exact one point and it matches  $x$ , then we find  $x$  in  $Q$ . Otherwise  $x$  is not in  $Q$ , but the smallest interesting square in  $Q$  covering the location of  $x$  is found. The search proceeds in a top-down fashion from the root, taking  $O(1)$  time per level; hence, the search time is  $O(n)$ .

Inserting a new point starts by locating the interesting square  $p(x)$  covering  $x$ . Inserting  $x$  into an empty quarter of  $p(x)$  only takes  $O(1)$  pointer changes. If the quarter of  $p(x)$   $x$  to be inserted into already contains a point  $y$  or an interesting square  $r$ , we insert into  $Q$  a new interesting square  $q \subset p$  that contains both  $x$  and  $y$  (or  $r$ ) but separates  $x$  and  $y$  (or  $r$ ) into different quarters of  $q$ . This can be done in  $O(1)$  time. So the insertion time is  $O(1)$ , given  $p(x)$ .

Deleting  $x$  may cause its covering interesting square  $p(x)$  to no longer be interesting. If this happens, we splice  $p(x)$  out and delete its empty children from  $Q$ . Note that the parent node of  $p(x)$  is still interesting, since deleting  $x$  doesn't change the number of nonempty quarters of the parent of  $p(x)$ . Therefore, by splicing out at most one node (with  $O(1)$  pointer changes), the compressed quadtree is updated correctly. So a deletion also takes  $O(1)$  time, given  $p(x)$ .

**Theorem 1** *Point-location searching, as well as point insertion and deletion, in a compressed  $d$ -dimensional quadtree of  $n$  points can be done in  $O(n)$  time.*

Thus, the worst-case time for querying a compressed quadtree is no better than that of brute-force searching of an unordered set of points. Still, like a standard quadtree, a compressed quadtree is unique given a set of  $n$  points and a (root) bounding box, and this uniqueness allows for constant-time update operations if we have already identified the interesting square involved in the update. Therefore, if we could find a faster way to query a compressed quadtree while still allowing for fast updates, we could construct an efficient dynamic multidimensional data structure.

### 3 The Randomized Skip Quadtree

In this section, we describe and analyze the randomized skip quadtree data structure, which provides a hierarchical view of a compressed quadtree so as to allow for logarithmic expected-time querying and updating, while keeping the expected space bound linear.

**Randomized Skip Quadtree Definition.** The randomized skip quadtree is defined by a sequence of compressed quadtrees that are respectively defined on a sequence of subsets of the input set  $S$ . In particular, we maintain a sequence of subsets of the input points  $S$ , such that  $S_0 = S$ , and, for  $i > 0$ ,  $S_i$  is sampled from  $S_{i-1}$  by keeping each point with probability  $1/2$ . (So, with high probability,  $S_{2\log n} = \emptyset$ .) For each  $S_i$ , we form a (unique) compressed quadtree  $Q_i$  for the points in  $S_i$ . We therefore view the  $Q_i$ 's as forming a sequence of levels in the skip quadtree, such that  $S_0$  is the bottom level (with its compressed quadtree defined for the entire set  $S$ ) and  $S_{top}$  being the top level, defined as the lowest level with an empty underlying set of points.

Note that if a square  $p$  is interesting in  $Q_i$ , then it is also interesting in  $Q_{i-1}$ . Indeed, this *coherence* property between levels in the skip quadtree is what facilitates fast searching. For each interesting square  $p$  in a compressed quadtree  $Q_i$ , we add two pointers: one to the same square  $p$  in  $Q_{i-1}$  and another to the same square  $p$  in  $Q_{i+1}$  if  $p$  exists in  $Q_{i+1}$ , or NULL otherwise. The sequence of  $Q_i$ 's and  $S_i$ 's, together with these auxiliary pointers define the skip quadtree. (See Fig. 2.)

**Search, Insertion, and Deletion in a Randomized Skip Quadtree.** To find the smallest square in  $Q_0$  covering the location of a query point  $x$ , we start with the root square  $p_{l,start}$  in  $Q_l$ . ( $l$  is the largest value for which  $S_l$  is nonempty and  $l$  is  $O(\log n)$  w.h.p.) Then we search  $x$  in  $Q_l$  as described in Section 2, following the parent-child pointers until we stop at the minimum interesting square  $p_{l,end}$  in  $Q_l$  that covers the location of  $x$ . After we stop searching in each  $Q_i$  we go to the copy of  $p_{i,end}$  in  $Q_{i-1}$  and let  $p_{i-1,start} = p_{i,end}$  to continue searching in  $Q_{i-1}$ . (See the searching path of  $y$  in Fig. 1.)

**Lemma 2** *For any point  $x$ , the expected number of searching steps within any individual  $Q_i$  is constant.*

**Proof:** Suppose the searching path of  $x$  in  $Q_i$  from the root of  $Q_i$  is  $p_0, p_1, \dots, p_m$ . (See  $Q_0$  in Fig. 2.) Consider the probability  $Pr(j)$  of  $Event(j)$  such that  $p_{m-j}$  is the last one in  $p_0, p_1, \dots, p_m$  which is also interesting in  $Q_{i+1}$ . (Note that  $Event(j)$  and  $Event(j')$  are excluding for any  $j \neq j'$ .) Then  $j$  is the number of searching steps that will be performed in  $Q_i$ . We overlook the case  $j = 0$  since it contributes nothing to the expected value of  $j$ .

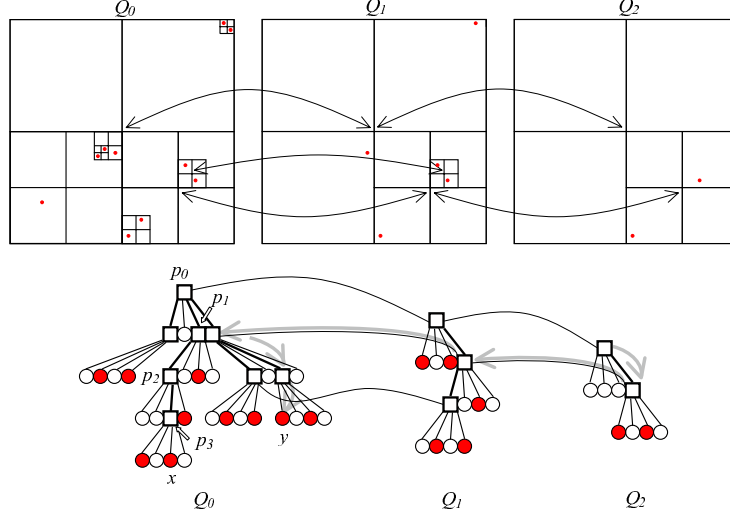


Figure 2: A randomized skip quadtree consists of  $Q_0$ ,  $Q_1$  and  $Q_2$ . (Identical interesting squares in two adjacent compressed quadtrees are linked by a double-head arrow between the square centers.)

Since each interesting square has at least two non-empty quarters, there are at least  $j+1$  non-empty quarters hung off the subpath  $p_{m-j}, \dots, p_m$ .  $Event(j)$  occurs only if one (with probability  $Pr_1$ ) or zero (with probability  $Pr_0$ ) quarters among these  $\geq j+1$  quarters is still non-empty in  $Q_{i+1}$ . Otherwise, the LCA of the two non-empty quarters in  $Q_i$  will be interesting in  $Q_{i+1}$ . So  $Pr(j) \leq Pr_1 + Pr_0 \leq \frac{j+1}{2^{j+1}} + \frac{1}{2^{j+1}}$ . (E.g., consider  $p_{m-j} = p_0$  in Fig. 2. Note that this is not a tight upper bound.) The expected value of  $j$  is then

$$E(j) = \sum_1^m jPr(j) \leq \sum_1^m j\left(\frac{j+1}{2^{j+1}} + \frac{1}{2^{j+1}}\right) = \frac{1}{2} \sum_1^m \frac{j^2}{2^j} + \sum_1^m \frac{j}{2^j} \approx \frac{1}{2} \times 6.0 + 2.0 = 5.0. \quad (1)$$

Consider an example that each  $p_j$  has exact two non-empty quarters, and the non-empty quarter of  $p_j$  that does not contain  $p_{j+1}$  contains exact one point  $x_j$ . (For the two non-empty quarters of  $p_m$ , we let each of them contain exact one point, and choose any one as  $x_m$ .)  $Event(j)$  happens iff  $x_j$  is selected to  $S_{i+1}$  and another point among the rest  $m-j+1$  points contained in  $p_j$  is also selected. So  $Pr(j) = \frac{1}{2} \cdot \frac{j+1}{2^{j+1}}$ . (E.g., consider  $p_{m-j} = p_1$  in Fig. 2.) The expected value of  $j$  is then

$$E(j) = \sum_1^m jPr(j) = \frac{1}{4} \left( \sum_1^m \frac{j^2}{2^j} + \sum_1^m \frac{j}{2^j} \right) \approx \frac{1}{4} (6.0 + 2.0) = 2.0. \quad (2)$$

Therefore in the worst case, the expectation of  $j$  is between 2 and 5. (See the appendix for our computation of the progressions in (1) and (2).) ■

To insert a point  $x$  into the structure, we perform the above point location search which finds  $p_{i,end}$  within all the  $Q_i$ 's, flip coins to find out which  $S_i$ 's  $x$  belongs to, then for each  $S_i$  containing  $x$ , insert  $x$  into  $p_{i,end}$  in  $Q_i$  as described in Section 2. Note that by flipping coins we may create one or more new non-empty subsets  $S_{l+1}, \dots$  which contains only  $x$ , and we shall consequently create the new compressed quadtrees  $Q_{l+1}, \dots$  containing only  $x$  and add them into our data structure. Deleting a point  $x$  is similar. We do a search first to find  $p_{i,end}$  in all  $Q_i$ 's. Then for each  $Q_i$  that contains  $x$ , delete  $x$  from  $p_{i,end}$  in  $Q_i$  as described in Section 2, and remove  $Q_i$  from our data structure if  $Q_i$  becomes empty.

**Theorem 3** *Searching, inserting or deleting any point in a randomized  $d$ -dimensional skip quadtree of  $n$  points takes expected  $O(\log n)$  time.*

**Proof:** The expected number of non-empty subsets is obviously  $O(\log n)$ . Therefore by Lemma 2, the expected searching time for any point is  $O(1)$  per level, or  $O(\log n)$  overall. For any point to be inserted or deleted, the expected number of non-empty subsets containing this point is obviously  $O(1)$ . Therefore the searching time dominates the time of insertion and deletion. ■

In addition, note that the expected space usage for a skip quadtree is  $O(n)$ , since the expected size of the compressed quadtrees in the levels of the skip quadtree forms a geometrically decreasing sum that is  $O(n)$ .

## 4 The Deterministic Skip Quadtree

In the deterministic version of the skip quadtree data structure, we again maintain a sequence of subsets  $S_i$  of the input points  $S$  with  $S_0 = S$  and build a compressed quadtree  $Q_i$  for each  $S_i$ . However, in the deterministic case, we make each  $Q_i$  an ordered tree and sample  $S_i$  from  $S_{i-1}$  in a different way. We can order the  $2^d$  quarters of each  $d$ -dimensional square (e.g., by the I, II, III, IV quadrants in  $\mathbf{R}^2$  as in Fig. 1 or by the lexical order of the  $d$ -dimensional coordinates in high dimensions), and call a compressed quadtree obeying such order an *ordered compressed quadtree*. Then we build an ordered compressed quadtree  $Q_0$  for  $S_0 = S$  and let  $L_0 = L$  be the ordered list of  $S_0$  in  $Q_0$  from left to right. Then we make a skip list  $\mathcal{L}$  for  $L$  with  $L_i$  being the  $i$ -th level of the skip list. Let  $S_i$  be the subset of  $S$  that corresponds to the  $i$ -th level  $L_i$  of  $\mathcal{L}$ , and build an ordered compressed quadtree  $Q_i$  for each  $S_i$ . Let  $x_i$  be the copy of  $x$  at level  $i$  in  $\mathcal{L}$  and  $p_i(x)$  be the smallest interesting square in  $Q_i$  that contains  $x$ . Then, in addition to the pointers in Sec. 3, we put a bi-directed pointer between  $x_i$  and  $p_i(x)$  for each  $x \in S$ . (See Fig. 3.)

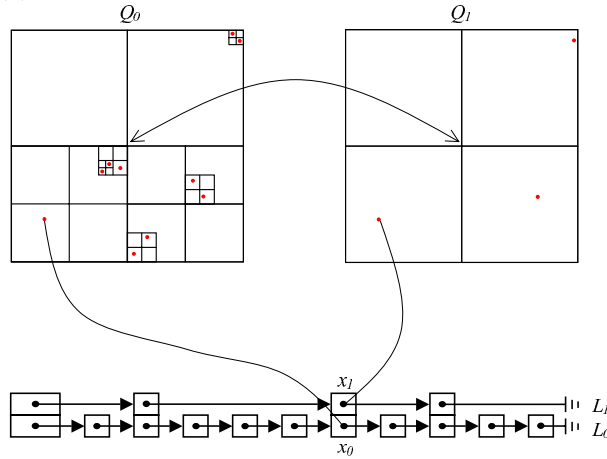


Figure 3: A deterministic skip quadtree guided by a deterministic 1-2-3 skip list.

**Lemma 4** *The order of  $S_i$  in  $Q_i$  is  $L_i$ .*

**Proof:** Noting that an interesting square in  $Q_i$  is also an interesting square in  $Q_{i-1}$ , the LCA of two points  $x$  and  $y$  in  $Q_i$  is also a CA of them in  $Q_{i-1}$ . Therefore the order of  $S_i$  in  $Q_i$  is a subsequence of the order of  $S_{i-1}$  in  $Q_{i-1}$ . By induction, the order of  $S_i$  in  $Q_i$  is  $L_i$ , given that the order of  $S_0$  in  $Q_0$  is  $L_0$ . ■

The skip list  $\mathcal{L}$  is implemented as a deterministic 1-2-3 skip list in [25], which maintains the property that between any two adjacent columns at level  $i$  there are 1, 2 or 3 columns of height  $i-1$  (Fig. 3). There are  $O(\log n)$  levels of the 1-2-3 skip list, so searching takes  $O(\log n)$  time. Insertion and deletion can be done by a search plus  $O(1)$  promotions or demotions at each level along the searching path.

We also binarize  $Q_0$  by adding  $d-1$  levels of dummy nodes, one level per dimension, between each interesting square and its  $2^d$  quarters. Then we independently maintain a total order (the in-order in the binary  $Q_0$ ) for the set of interesting squares, dummy nodes and points in  $Q_0$ . The order is maintained as

in [13] which supports the following operations: 1) insert  $x$  before or after some  $y$ ; 2) delete  $x$ ; and 3) compare the order of two arbitrary  $x$  and  $y$ . All operations can be done in deterministic worst case constant time. These operations give a total order out from a linked list, which is necessary for us to search in  $\mathcal{L}$ . Because of the binarization of  $Q_0$  and the inclusion of all internal nodes of the binarized  $Q_0$  in our total order, when we insert a point  $x$  into  $Q_0$ , we get a  $y$  (parent of  $x$  in the binary tree) before or after the insertion point of  $x$ , so that we can accordingly insert  $x$  into our total order.

In the full version, we give details for insertion and deletion in a deterministic skip quadtree (searching is the same as in the randomized version), proving the following:

**Theorem 5** *Search, insertion and deletion in a deterministic  $d$ -dimensional skip quadtree of  $n$  points take worst case  $O(\log n)$  time.*

Likewise, the space complexity of a deterministic skip quadtree is  $O(n)$ .

## 5 Approximate Range Queries

In this section, we describe how to use a skip quadtree to perform approximate range queries, which are directed at reporting the points in  $S$  that belong to a query region (which can be an arbitrary convex shape having  $O(1)$  description complexity). For simplicity of expression, however, we assume here that the query region is a hyper-sphere. We describe in the full version how to extend our approach to arbitrary convex ranges with constant description complexity. We use  $x, y$  for points in the data set and  $u, v$  for arbitrary points (locations) in  $\mathbf{R}^d$ . An approximate range query with error  $\epsilon > 0$  is a triple  $(v, r, \epsilon)$  that reports all points  $x$  with  $d(v, x) \leq r$  but also some arbitrary points  $y$  with  $r < d(v, y) \leq (1 + \epsilon)r$ . That is, the query region  $R$  is a (hyper-) sphere with center  $v$  and radius  $r$ , and the permissible error range  $A$  is a (hyper-) annulus of thickness  $\epsilon r$  around  $R$ .

Suppose we have a space partition tree  $T$  with depth  $D_T$  where each tree node is associated with a region in  $\mathbf{R}^d$ . Given a query  $(v, r, \epsilon)$  with region  $R$  and annulus  $A$ , we call a node  $p \in T$  an *in*, *out*, or *stabbing* node if the  $\mathbf{R}^d$  region associated with  $p$  is contained in  $R \cup A$ , has no intersection with  $R$ , or intersects both  $R$  and  $R \cup A$ . Let  $S$  be the set of stabbing nodes in  $T$  whose child nodes are not stabbing. Then the query can be answered in  $O(|S|D_T + k)$  time, with  $k$  being the output size. Previously studied space partition trees, such as BBD trees [4–6] and BAR trees [14, 16], have an upper-bound on  $|S|$  of  $O(\epsilon^{1-d})$  and  $D_T$  of  $O(\log n)$ , which is optimal [5]. The ratio of the unit volume of  $A$ ,  $(\epsilon r)^d$ , to the lower bound of volume of  $A$  that is covered by any stabbing node is called the packing function  $\rho(n)$  of  $T$ , and is often used to bound  $|S|$ . A constant  $\rho(n)$  immediately results in the optimal  $|S| = O(\epsilon^{1-d})$  for convex query regions, in which case the total volume of  $A$  is  $O(\epsilon r^d)$ .

Next we'll show that a skip quadtree data structure answers an approximate range query in  $O(\epsilon^{1-d} \log n + k)$  time. This matches the previous results (e.g., in [14, 16]), but skip quadtrees are fully dynamic and significantly simpler than BBD trees and BAR trees.

**Query Algorithm and Analysis.** Given a skip quadtree  $Q_0, Q_1, \dots, Q_l$  and an approximate range query  $(v, r, \epsilon)$  with region  $R$  and annulus  $A$ , we define a *critical square*  $p \in Q_i$  as a stabbing node of  $Q_i$  whose child nodes are either not stabbing, or still stabbing but cover less volume of  $R$  than  $p$  does. If we know the set  $C = C_0$  of critical squares in  $Q_0$ , then we can answer the query by simply reporting, for each  $p \in C$ , the points inside every in-node child square of  $p$  in  $Q_0$ . We now show that the size of  $C$  is  $O(\epsilon^{1-d})$  (due to the obvious constant  $\rho$  of quadtrees).

**Lemma 6** *The number of critical squares in  $Q_0$  is  $O(\epsilon^{1-d})$ .*



**Proof:** Consider the inclusion tree  $T$  for the critical squares in  $C$  (that is, square  $p$  is an ancestor of square  $q$  in  $T$  iff  $p \supseteq q$ ). We call a critical square a branching node if it has at least two children in  $T$ , or a non-branching node otherwise. A non-branching node either is a leaf of  $T$ , or covers more volume of  $R$  than its only child node in  $T$  does, by the definition of critical squares. Note that if two quadtree squares cover different areas (not necessarily disjoint) of  $R$ , then they must cover different areas of  $A$ . Therefore for each non-branching node  $p \in T$ , there is a unique area of  $A$  covered by  $p$  but not by any other non-branching nodes of  $T$ . The volume of this area is clearly  $\Omega(1)$  of the unit volume  $(\epsilon r)^d$  since  $p$  is a hypercube. Thus the total number of non-branching nodes in  $T$  is  $O(\epsilon^{1-d})$  since the total volume of  $A$  is  $O(\epsilon r^d)$ . So  $|C| = |T|$  is also  $O(\epsilon^{1-d})$ . ■

Next we complete our approximate range query algorithm by showing how to find all critical squares in each  $Q_i$ . The critical squares in  $Q_i$  actually partition the stabbing nodes of  $Q_i$  into equivalence classes such that the stabbing nodes in the same class cover the same area of  $R$  and  $A$ . Each class corresponds to a path (could be a single node) in  $Q_i$  with the tail (lowest) being a critical square and the head (if not the root of  $Q_i$ ) being the child of a critical square. For each such path we color the head red and the tail green (a node could be double colored). The set of green nodes (critical squares) is  $C_i$ .

Assume we have the above coloring done in  $Q_{i+1}$ . We copy the colors to  $Q_i$  and call the corresponding nodes  $p \in Q_i$  *initially green* or *initially red* accordingly. Then from each initially green node we DFS search down the subtree of  $Q_i$  for critical squares. In addition to turning back at each stabbing node with no stabbing child, we also turning back at each initially red node. During the search, we color (newly) green or red to the nodes we find according to how the colors are defined above. After we've done the search from all initially green nodes, we erase the initial colors and keep only the new ones.

**Lemma 7** *The above algorithm correctly finds the set  $C_i$  of all critical squares in  $Q_i$  in  $O(|C_{i+1}|)$  time, so that finds  $C = C_0$  in  $O(|C| \log n)$  time, which is the expected running time for randomized skip quadtrees or the worst case running time for deterministic skip quadtrees.*

**Proof:** Correctness. If a stabbing node  $p$  has its closest initial red ancestor  $p'$  lower than its closest initial green ancestor  $p''$ , then it will be missed since when searching from  $p''$ ,  $p$  will be blocked by  $p'$ . Let  $p'$  and  $p''$  be a pair of initially red and green nodes which correspond to the head and tail of a path of equivalent stabbing squares in  $Q_{i+1}$ , and  $p$  be a stabbing square in  $Q_i$  that is a descendant of  $p'$ . Note that, if  $p$  covers less area of  $R$  than  $p'$  and  $p''$  do, then  $p$  is also a descendant of  $p''$ ; otherwise if  $p$  covers the same area of  $R$  as  $p'$  and  $p''$  do but  $p$  is not a descendant of  $p''$ , then  $p$  is not critical because  $p''$  is now contained in  $p$ . Therefore we won't miss any critical squares.

Running time. By the same arguments as in Lemma 2, the DFS search downward each initially green node  $p$  has constant depth, because within constant steps we'll meet a square  $q$  which is a child node of  $p$  in  $Q_{i+1}$ .  $q$  is either not stabbing or colored initially red so we'll go back. ■

Following Lemma 6,7 and the algorithm description, we immediately get

**Theorem 8** *We can answer an approximate range query  $(v, r, \epsilon)$  in  $O(\epsilon^{1-d} \log n + k)$  time with  $k$  being the output size, which is the expected running time for randomized skip quadtrees or the worst case running time for deterministic skip quadtrees.*

## References

- [1] S. Aluru. Quadrees and octrees. In D. P. Mehta and S. Sahni, editors, *Handbook of Data Structures and Applications*, pages 19–1–19–26. Chapman & Hall/CRC, 2005.
- [2] S. Aluru and F. E. Sevilgen. Dynamic compressed hyperoctrees with application to the N-body problem. In *Proc. 19th Conf. Found. Softw. Tech. Theoret. Comput. Sci.*, volume 1738 of *Lecture Notes Comput. Sci.*, pages 21–33. Springer-Verlag, 1999.
- [3] S. Arya and D. Mount. Computational geometry: Proximity and location. In D. P. Mehta and S. Sahni, editors, *Handbook of Data Structures and Applications*, pages 63–1–63–22. Chapman & Hall/CRC, 2005.

- [4] S. Arya and D. M. Mount. Approximate nearest neighbor queries in fixed dimensions. In *Proc. 4th ACM-SIAM Sympos. Discrete Algorithms*, pages 271–280, 1993.
- [5] S. Arya and D. M. Mount. Approximate range searching. *Comput. Geom. Theory Appl.*, 17:135–152, 2000.
- [6] S. Arya, D. M. Mount, N. S. Netanyahu, R. Silverman, and A. Wu. An optimal algorithm for approximate nearest neighbor searching in fixed dimensions. *J. ACM*, 45:891–923, 1998.
- [7] T. Asano, M. Edahiro, H. Imai, M. Iri, and K. Murota. Practical use of bucketing techniques in computational geometry. In G. T. Toussaint, editor, *Computational Geometry*, pages 153–195. North-Holland, Amsterdam, Netherlands, 1985.
- [8] J. L. Bentley. Multidimensional binary search trees used for associative searching. *Commun. ACM*, 18(9):509–517, Sept. 1975.
- [9] M. Bern. Approximate closest-point queries in high dimensions. *Inform. Process. Lett.*, 45:95–99, 1993.
- [10] M. Bern, D. Eppstein, and S.-H. Teng. Parallel construction of quadrees and quality triangulations. In *Proc. 3rd Workshop Algorithms Data Struct.*, volume 709 of *Lecture Notes Comput. Sci.*, pages 188–199. Springer-Verlag, 1993.
- [11] K. L. Clarkson. Fast algorithms for the all nearest neighbors problem. In *Proc. 24th Annu. IEEE Sympos. Found. Comput. Sci.*, pages 226–232, 1983.
- [12] M. de Berg, M. van Kreveld, M. Overmars, and O. Schwarzkopf. *Computational Geometry: Algorithms and Applications*. Springer-Verlag, Berlin, Germany, 2nd edition, 2000.
- [13] P. F. Dietz and D. D. Sleator. Two algorithms for maintaining order in a list. In *Proc. 9th ACM STOC*, pages 365–372, 1987.
- [14] C. A. Duncan. *Balanced Aspect Ratio Trees*. Ph.D. thesis, Department of Computer Science, Johns Hopkins University, Baltimore, Maryland, 1999.
- [15] C. A. Duncan and M. T. Goodrich. Approximate geometric query structures. In D. P. Mehta and S. Sahni, editors, *Handbook of Data Structures and Applications*, pages 26–1–26–17. Chapman & Hall/CRC, 2005.
- [16] C. A. Duncan, M. T. Goodrich, and S. Kobourov. Balanced aspect ratio trees: combining the advantages of k-d trees and octrees. *J. Algorithms*, 38:303–333, 2001.
- [17] A. Efrat, M. J. Katz, F. Nielsen, and M. Sharir. Dynamic data structures for fat objects and their applications. *Comput. Geom. Theory Appl.*, 15:215–227, 2000.
- [18] A. Efrat, G. Rote, and M. Sharir. On the union of fat wedges and separating a collection of segments by a line. *Comput. Geom. Theory Appl.*, 3:277–288, 1993.
- [19] K. Fujimura, H. Toriya, K. Tamaguchi, and T. L. Kunii. Octree algorithms for solid modeling. In *Proc. Intergraphics '83*, volume B2-1, pages 1–15, 1983.
- [20] E. N. Hanson and T. Johnson. The interval skip list: A data structure for finding all intervals that overlap a point. In *Workshop on Algorithms and Data Structures (WADS)*, pages 153–164, 1991.
- [21] D. T. Lee. Interval, segment, range, and priority search trees. In D. P. Mehta and S. Sahni, editors, *Handbook of Data Structures and Applications*, pages 18–1–18–21. Chapman & Hall/CRC, 2005.
- [22] S. Leutenegger and M. A. Lopez. R-trees. In D. P. Mehta and S. Sahni, editors, *Handbook of Data Structures and Applications*, pages 21–1–21–23. Chapman & Hall/CRC, 2005.
- [23] M. A. Lopez and B. G. Nickerson. Analysis of half-space range search using the k-d search skip list. In *14th Canadian Conference on Computational Geometry*, pages 58–62, 2002.
- [24] J. I. Munro, T. Papadakis, and R. Sedgwick. Deterministic skip lists. In *Proc. Annual ACM-SIAM Symposium on Discrete Algorithms (SODA)*, pages 367–375, 1992.
- [25] J. I. Munro, T. Papadakis, and R. Sedgwick. Deterministic skip lists. In *Proceedings of the third annual ACM-SIAM symposium on Discrete algorithms (SODA)*, pages 367 – 375, 1992.
- [26] B. F. Naylor. Binary space partitioning trees. In D. P. Mehta and S. Sahni, editors, *Handbook of Data Structures and Applications*, pages 20–1–20–19. Chapman & Hall/CRC, 2005.
- [27] B. G. Nickerson. Skip list data structures for multidimensional data. Technical Report CS-TR-3262, 1994.
- [28] J. Nievergelt and P. Widmayer. Spatial data structures: Concepts and design choices. In J.-R. Sack and J. Urrutia, editors, *Handbook of Computational Geometry*, pages 725–764. Elsevier Science Publishers B.V. North-Holland, Amsterdam, 2000.
- [29] J. A. Orenstein. Multidimensional tries used for associative searching. *Inform. Process. Lett.*, 13:150–157, 1982.
- [30] W. Pugh. Skip lists: a probabilistic alternative to balanced trees. *Commun. ACM*, 33(6):668–676, 1990.
- [31] H. Samet. *Spatial Data Structures: Quadrees, Octrees, and Other Hierarchical Methods*. Addison-Wesley, Reading, MA, 1989.

- [32] H. Samet. *Applications of Spatial Data Structures: Computer Graphics, Image Processing, and GIS*. Addison-Wesley, Reading, MA, 1990.
- [33] H. Samet. Spatial data structures. In W. Kim, editor, *Modern Database Systems, The Object Model, Interoperability and Beyond*, pages 361–385. ACM Press and Addison-Wesley, 1995.
- [34] H. Samet. Multidimensional data structures. In M. J. Atallah, editor, *Algorithms and Theory of Computation Handbook*, pages 18–1–18–28. CRC Press, 1999.
- [35] H. Samet. Multidimensional spatial data structures. In D. P. Mehta and S. Sahni, editors, *Handbook of Data Structures and Applications*, pages 16–1–16–29. Chapman & Hall/CRC, 2005.

## A Appendix

If  $f(x) \geq 0$  is a monotone decreasing function for  $x \geq i$ , then the progression of  $f(x)$  can be approximated by its integral as following:

$$\sum_{x=1}^{i-1} f(x) + \int_{x=i}^{\infty} f(x) dx \leq \sum_{x=1}^{\infty} f(x) \leq \sum_{x=1}^i f(x) + \int_{x=i}^{\infty} f(x) dx.$$

By

$$\int_{x=i}^{\infty} \frac{x^2}{2^x} dx = \frac{1}{2^x \ln^3 2} [(\ln 2 \cdot x)^2 + 2 \ln 2 \cdot x + 2] \Big|_{x=i}$$

and

$$\int_{x=i}^{\infty} \frac{x}{2^x} dx = \frac{1}{2^x \ln^2 2} (\ln 2 \cdot x + 1) \Big|_{x=i}$$

we get (taking  $i = 12$ )

$$\sum_1^{\infty} \frac{x^2}{2^x} \leq 6.01$$

and (taking  $i = 10$ )

$$\sum_1^{\infty} \frac{x}{2^x} \leq 2.005.$$