

KRIGING SCENARIO FOR CAPITAL MARKETS

T. SUSLO

ABSTRACT. Following the Gauss-Markov theorem the generalized least-squares estimator is the best linear unbiased estimator but following the kriging theory its use is limited. This paper shows the kriging constraints on the classic generalized least-squares estimator.

1. INTRODUCTION

For auto-correlated stationary random process $\mathcal{V} = \{V_j; \mathbb{N}_1 \ni j \supset i = 1, \dots, n\}$ the best linear unbiased estimation statistics (kriging statistics) \hat{V}_j based on an observation $v_i = v_1, \dots, v_n$ of the length n , if $n \rightarrow \infty$ and $j \rightarrow \infty$, has the well-known asymptotic (co-ordinate independent) least-squares disjunction. Solving the least-squares problem on computer we do not need to fulfill the asymptotic assumption $j \rightarrow \infty$ then the numerical disjunction depends on j . We can compare solutions of the least-squares disjunctions cause are based on the same observation and the same generalized matrix of correlations. When solution of the non-asymptotic least-squares disjunction starts at some finite j to obey the solution of the asymptotic least-squares disjunction we can assume that the asymptotic assumption $j \rightarrow \infty$ is fulfilled and the classic generalized least-squares disjunction can be use in practice.

2. KRIGING SCENARIO FOR ASYMMETRIC INDEX PROFILE

Let us consider, based on an initial amplification of asymmetric index profile, a non-stationary random process

$$\mathcal{V}_t = \{V_j; \mathbb{N}_1 \ni j \supset i = 1, \dots, n\}_{t; t \in \mathbb{N}_{n+1}},$$

seen as a set of k stationary random processes (each process generates due to the time arrow t at some co-ordinate j only one outcome value)

$$\begin{aligned} &\{V_j; \mathbb{N}_1 \ni j \supset i = 1, \dots, n\}_{t=n+1} \\ &\{V_j; \mathbb{N}_1 \ni j \supset i = 1, \dots, n\}_{t=n+2} \\ &\{V_j; \mathbb{N}_1 \ni j \supset i = 1, \dots, n\}_{t=n+3} \\ &\vdots \\ &\{V_j; \mathbb{N}_1 \ni j \supset i = 1, \dots, n\}_{t=n+k} \end{aligned}$$

with the correlation function

$$\rho_t(|i-j|) = \begin{cases} -1 \cdot t^{-\Theta[|i-j|/t]^2}, & \text{for } |i-j| > 0, \\ +1, & \text{for } |i-j| = 0, \end{cases}$$

the classic generalized least-squares weights ω^i of the asymptotic least-squares disjunction of the best linear unbiased statistics are appropriate to estimate the unknown final mean m

$$\hat{m} = \omega^i v_i = \sum_{i=1}^n \omega^i v_i$$

and final variance σ^2

$$\hat{\sigma}^2 = \omega^i v_i^2 - \hat{m}^2 = \sum_{i=1}^n \omega^i v_i^2 - \hat{m}^2$$

of the whole non-stationary random process, seen as mean and variance of the stationary random process $\{V_j; \mathbb{N}_1 \ni j \supset i = 1, \dots, n\}_{t=n+k}$, only if $j \rightarrow \infty$ for the non-asymptotic least-squares disjunction of the statistics.

Example Three asymmetric time series profiles found on capital markets and shown in Fig. 1, Fig. 2, Fig. 3 were taking into consideration. The results are stored in table below

Figure	Index	\hat{m}	$1.96 \cdot \sqrt{\hat{\sigma}^2}$
1	FTSE 100	8453	± 2140
2	DJI	13590	± 6725
3	S&P 500	1765	± 835

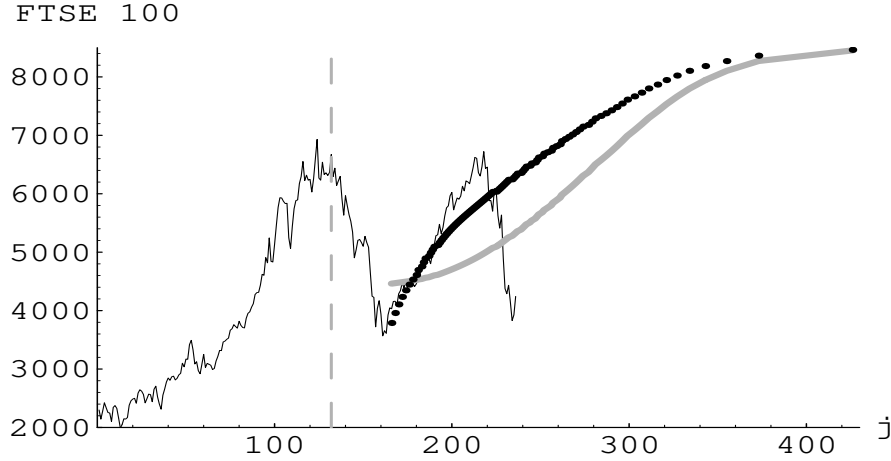


FIGURE 1. FTSE 100 from 1 September 1989 up to 1 May 2009 (237 monthly close quotes). The classic generalized least-squares estimator of mean value (grey line) compared for every $t = n + 1, \dots, n + 103$ to the numerical least-squares estimator of mean value (black dots). The non-asymptotic solution for mean value starts to obey the classic solution at $j = 426$. The initial amplification up to $j = n = 132$ (dashed vertical line).

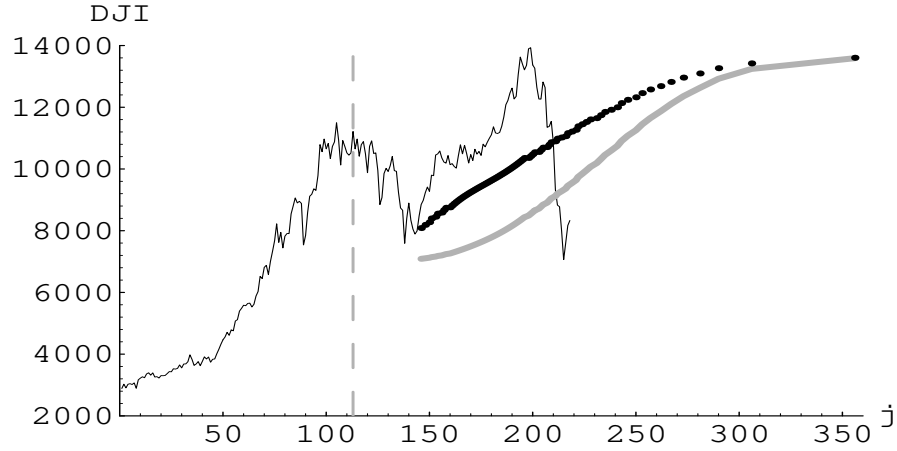


FIGURE 2. DJI from 1 April 1991 up to 1 May 2009 (218 monthly close quotes). The non-asymptotic least-squares solution for mean value (black dots) starts to obey the asymptotic least-squares solution for mean value (grey line) at $j = 356$. The initial amplification up to $j = n = 113$ (dashed vertical line).

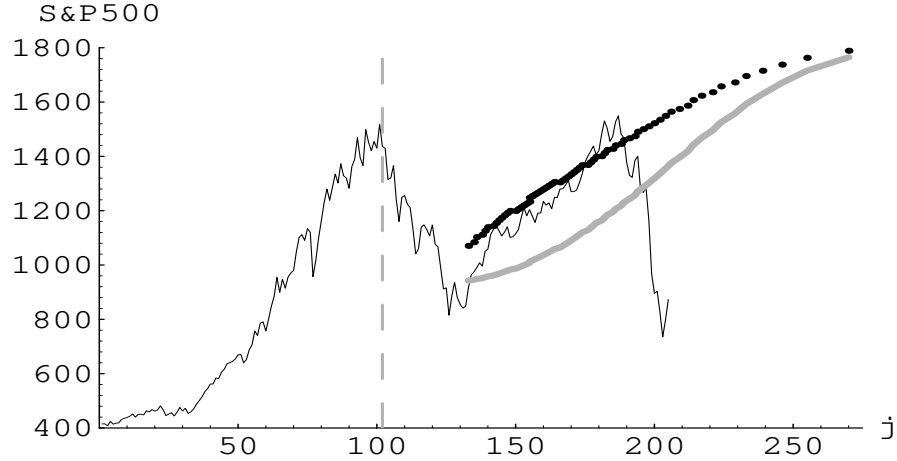


FIGURE 3. S&P 500 from 3 April 1992 up to 1 May 2009 (206 monthly close quotes). The non-asymptotic least-squares solution for mean value (black dots) starts to obey the asymptotic least-squares solution for mean value (grey line) at $j = 270$. The initial amplification up to $j = n = 102$ (dashed vertical line).

3. SUMMARY

Solving the least-squares problem on computer for any n

$$E\{[(V_j - m) - (\hat{V}_j - m)]^2\} = E\{[V_j - m]^2\} - \underbrace{(E\{V_j \hat{V}_j\} - m^2)}_{\mp \sigma^2 \xi} + \underbrace{E\{\hat{V}_j [\hat{V}_j - V_j]\}}_{\mp \sigma^2 \xi} \simeq \sigma^2$$

we fulfill the asymptotic property of minimized variance of the field under estimation

$$\lim_{n \rightarrow \infty} E\{[(V_j - m) - (\hat{V}_j - m)]^2\} = \sigma^2$$

equivalent to

$$\lim_{n \rightarrow \infty} \xi = 0$$

since for $j \rightarrow \infty$

$$E\{[\hat{V}_j - m]^2\} = \sigma^2 2\xi$$

we also fulfill asymptotic property of minimized variance of the estimation statistics

$$\lim_{n \rightarrow \infty} E\{[\hat{V}_j - m]^2\} = 0$$

it means that in theory the estimation is errorless.

Remark. Crisis emerges always when someone's wish is to hide the cash in pocket instead of spending it. This is also the nature of present crisis. The root of capitalist production consists in industrial production of high quality components and semi-manufactured goods for the needs of world economy. Each dollar spent in any place of the world will sooner or later reinforce the roots of capitalism. In situation of the lack of such sound root, the effects of positive balance of payments can be deposited only in foreign exchange reserves, to avoid immediate consumption. The money that cannot be spent can be called dead money. Global financial crisis has its cause in the outflow of money from the international financial network, towards the monetary reserves of the systems which, having no sound capitalist roots, while enjoying high share in global trade, froze the assets in reserves. Under the impact of the crisis, the foreign exchange reserves held by above mentioned systems have started to shrink. Sooner or later, they will feed the roots of capitalism. The revitalized and released dead money will result in growth of inflation in industrial countries. This development will herald the end of financial crisis and the beginning of a new economic boom, since investors will start to buy up the shares in order to gain protection against inflation.

REFERENCES

- [1] T. Suslo, *Modern Statistics by Kriging*, arXiv:cs/0609079.
- [2] T. Suslo, *Mean and Variance Estimation by Kriging*, arXiv:cs/0409033.