

Testing the Accuracy and Stability of Spectral Methods in Numerical Relativity

Michael Boyle,¹ Lee Lindblom,¹ Harald Pfeiffer,¹ Mark Scheel,¹ and Lawrence E. Kidder²

¹ *Theoretical Astrophysics 103-33, California Institute of Technology, Pasadena, CA, 91125*

² *Center for Radiophysics and Space Research, Cornell University, Ithaca, NY, 14853*

(Dated: January 30, 2019)

The accuracy and stability of the Caltech-Cornell pseudospectral code is evaluated using the KST representation of the Einstein evolution equations. The basic “Mexico City Tests” widely adopted by the numerical relativity community are adapted here for codes based on spectral methods. Exponential convergence of the spectral code is established, apparently limited only by numerical roundoff error. A general expression for the growth of errors due to finite machine precision is derived, and it is shown that this limit is achieved here for the linear plane-wave test. All of these tests are found to be stable, except for simulations of high amplitude gauge waves with nontrivial shift.

PACS numbers: 04.25.Dm, 02.70.Hm, 02.60.Cb

I. INTRODUCTION

A number of groups have now developed numerical relativity codes sophisticated enough to evolve binary black-hole spacetimes [1, 2, 3, 4, 5, 6]. The gravitational waveforms predicted by these evolutions will play an important role in detecting and interpreting the physical properties of the sources of these waves soon to be detected (we presume) by the community of gravitational wave observers (e.g., LIGO, etc.). Therefore, such codes must be capable of performing stable and accurate simulations of very nonlinear and dynamical spacetimes.

Several years ago a large subset of the numerical relativity community, the “Apples with Apples” collaboration [7], proposed a series of basic code tests designed to verify the accuracy, stability, robustness and efficiency of any code designed to find fully three-dimensional solutions to the Einstein evolution equations. These tests—often referred to as the “Mexico City Tests” because they were first formulated during a conference in Mexico City in May 2002—were designed to be analogous to the standard suite of tests used by the numerical hydrodynamics community (e.g., tests to reproduce Sedov explosions, Sod shock tubes, blast waves, etc.) to commission new hydrodynamics codes. The Mexico City tests were designed to be applicable to any formulation of Einstein’s equations solved with any numerical method. All tests proposed so far concern bulk properties of the formulation and numerical method, and so all of the evolutions are carried out on a numerical grid with three-torus topology; no boundary conditions are needed (or tested). There are four basic tests, some of them in a number of variations: a) the evolution of certain “random” initial data; b) the evolution of small amplitude “linear” plane-wave initial data; c) the evolution of a nonlinear gauge-wave representation of flat spacetime; and d) the evolution of initial data for a very dynamic and nonlinear Gowdy cosmological model.

The Mexico City tests have now been applied to a number of different numerical relativity codes that use different formulations of the Einstein equations [7, 8]. But all

of the codes tested so far use finite difference numerical methods. In this paper we report the results of applying these tests to the code being developed by the collaboration between the Caltech and Cornell numerical relativity groups. We used a first-order symmetric-hyperbolic formulation of the equations developed by Kidder, Scheel and Teukolsky [9] (sometimes referred to as the KST formulation) and we solve the equations using pseudospectral numerical methods. The results reported here differ therefore from all previously tested cases both in the formulation of the Einstein equations and the numerical methods used to solve them.

This paper is organized as follows: In Sec. II we review the KST formulation of the equations and the pseudospectral numerical methods that we use to solve them. The remaining sections present the results of the various Mexico City tests, adapted somewhat to provide more challenging tests of a code based on spectral methods. In Sec. III we show that our code is stable when evolving small random perturbations of flat spacetime. In Sec. IV we report the results of the small-amplitude plane-wave test. We demonstrate the convergence rates for different spatial resolutions and different time step algorithms. We also derive an equation for the error introduced by finite machine precision, and show that it limits the convergence of our evolutions for small spatial and temporal resolutions. In Sec. V we show the stability of our evolution code for nonlinear gauge waves. In this case, nonlinear terms give rise to an instability that is successfully eliminated by suitably filtering the components of the spectral expansion. Section VI shows the performance of our code for evolutions of the highly dynamical Gowdy spacetime, in which the exact analytical expressions for the components of the fields grow exponentially in time. Finally, we discuss and summarize our various results in Sec. VII.

II. SOLUTION METHOD

In this section we describe the formulation of the Einstein equations and the pseudospectral numerical solu-

tion method that we test. The Mexico City tests were designed with finite-difference methods in mind and were originally applied to formulations of the Einstein equations that are second-order in space and first-order in time. Both our numerical methods and our representation of the Einstein equations differ significantly from those in Ref. [7], so appropriate modifications to the Mexico City test suite (for example, the number of grid points used or the constraint quantities observed) are needed. These modifications are also described in this section.

A. KST Formulation

The KST system [9] is a first-order symmetric hyperbolic generalization of York's representation of the ADM equations [10]. The dynamical variables of this system are the three-metric g_{ij} , the extrinsic curvature K_{ij} , and a new variable D_{kij} that is initially set equal to $\partial_k g_{ij}/2$. This last variable allows the system to be put into first-order form. Its introduction results in two additional constraints:

$$C_{kij} \equiv D_{kij} - \frac{1}{2} \partial_k g_{ij} , \quad (1)$$

$$C_{lkij} \equiv \partial_{[l} D_{k]ij} . \quad (2)$$

The KST evolution equations are obtained from the ADM equations [10] by adding constant multiples of the various constraints to the evolution equations and by replacing the lapse with a lapse density function. These changes do not affect the physical solutions of the system, but they do modify the unphysical constraint-violating solutions. The added constraint terms are proportional to constant parameters $\{\gamma_1, \gamma_2, \gamma_3, \gamma_4\}$, which are chosen to make the system symmetric hyperbolic [11]. The principal parts of the KST evolution equations, then, are given by:

$$\partial_t g_{ij} \simeq N^n \partial_n g_{ij} ; \quad (3)$$

$$\begin{aligned} \partial_t K_{ij} \simeq & N^n \partial_n K_{ij} - N \left[(1 + 2\gamma_0) g^{cd} \delta^n_{(i} \delta^b_{j)} \right. \\ & - (1 + \gamma_2) g^{nd} \delta^b_{(i} \delta^c_{j)} - (1 - \gamma_2) g^{bc} \delta^n_{(i} \delta^d_{j)} \\ & \left. + g^{nb} \delta^c_i \delta^d_j + 2\gamma_1 g^{n[b} g^{d]c} g_{ij} \right] \partial_n D_{bcd} ; \end{aligned} \quad (4)$$

$$\begin{aligned} \partial_t D_{kij} \simeq & N^n \partial_n D_{kij} - N \left[\delta^n_k \delta^b_i \delta^c_j - \frac{1}{2} \gamma_3 g^{nb} g_{k(i} \delta^c_{j)} \right. \\ & - \frac{1}{2} \gamma_4 g^{nb} g_{ij} \delta^c_k + \frac{1}{2} \gamma_3 g^{bc} g_{k(i} \delta^n_{j)} \\ & \left. + \frac{1}{2} \gamma_4 g^{bc} g_{ij} \delta^n_k \right] \partial_n K_{bc} . \end{aligned} \quad (5)$$

Here, the symbol \simeq indicates that terms algebraic in the fields (that is, non-principal terms) are not shown explicitly. The lapse function N is taken to be

$$N \equiv g^{\gamma_0} e^Q , \quad (6)$$

and both the lapse density function Q and the shift N^i are assumed to be specified functions of the coordinates,

rather than independent dynamical fields. Since each of the Mexico City tests involves reproducing either a known analytic solution of the Einstein equations or a small perturbation about a known solution, for all tests reported here we set the lapse density Q and the shift N^i from the appropriate analytic solution. We choose one set of the KST parameters for all the tests here: $\gamma_0 = 0.5$; $\gamma_1 = -0.21232$; $\gamma_2 = -0.00787402$; $\gamma_3 = -1.61994$; $\gamma_4 = -0.69885$. These values were chosen because they make the KST system symmetric hyperbolic and coincide with a set preferred by Owen [12] in his extension of the KST system.

To evaluate errors it is useful to look at constraint quantities. As mentioned above, the KST system has additional constraints, Eqs. (1) and (2), besides the usual Hamiltonian constraint C and momentum constraint C_i . To ensure that we are satisfying all the constraints, we monitor a single quantity \mathcal{C} that is zero if and only if all of the constraints vanish:

$$\mathcal{C} \equiv \sqrt{C^2 + (C_i)^2 + (C_{kij})^2 + (C_{lkij})^2} , \quad (7)$$

where an object is squared using the evolved spatial metric: for example, $(C_i)^2 = g^{ij} C_i C_j$.

Likewise, when evaluating differences from analytically known solutions, we define an overall error quantity that includes the errors in all evolved variables g_{ij} , K_{ij} , and D_{kij} . Taking $\delta g_{ij} \equiv g_{ij}^{\text{analytic}} - g_{ij}^{\text{evolved}}$, and similarly for other fundamental fields, this overall error quantity is given by

$$\delta \mathcal{U} \equiv \sqrt{(\delta g_{ij})^2 + (\delta K_{ij})^2 + (\delta D_{kij})^2} . \quad (8)$$

Notice that $\delta \mathcal{U}$ vanishes if and only if all evolved variables match the known solution.

For all error quantities \mathcal{Q} we display L_2 norms:

$$\|\mathcal{Q}\|_2 \equiv \sqrt{\frac{1}{\text{Vol}} \int \mathcal{Q}^2 \sqrt{|g|} d^3x} , \quad (9)$$

where $\text{Vol} = \int \sqrt{|g|} d^3x$ is the volume of the domain. These norms are computed after each time step over the current $t = \text{const.}$ hypersurface. We refer to $\|\mathcal{C}\|_2$ as the constraint energy, and $\|\delta \mathcal{U}\|_2$ as the error energy.

The error quantities $\|\delta \mathcal{U}\|_2$ and $\|\mathcal{C}\|_2$ scale with the absolute magnitude of the fundamental fields and their derivatives, so it can be difficult to judge the significance of these error measures without knowing the overall scale of the variables in the problem. For this reason, we sometimes plot the *normalized* error energy $\|\delta \mathcal{U}\|_2 / \|\mathcal{U}\|_2$ and the *normalized* constraint energy $\|\mathcal{C}\|_2 / \|\partial \mathcal{U}\|_2$, where the normalization factors are defined by

$$\mathcal{U} \equiv \sqrt{(g_{ij})^2 + (K_{ij})^2 + (D_{kij})^2} , \quad (10)$$

$$\partial \mathcal{U} \equiv \sqrt{(\partial_i g_{jk})^2 + (\partial_i K_{jk})^2 + (\partial_i D_{jkl})^2} . \quad (11)$$

Note that $\|\delta\mathcal{U}\|_2/\|\mathcal{U}\|_2$ and $\|\mathcal{C}\|_2/\|\partial\mathcal{U}\|_2$ become of order unity when errors completely dominate the numerical solution. We display normalized error quantities only for tests involving the Gowdy spacetimes (Section VI), in which the fundamental variables vary exponentially in time. All other tests presented here involve perturbations of Minkowski spacetime, in which case the quantity $\|\partial\mathcal{U}\|_2$ is of order the size of the perturbation and is therefore inappropriate to use as a normalization factor. However, for perturbations of Minkowski spacetime, the overall scale is of order unity so it suffices to display the unnormalized quantities $\|\delta\mathcal{U}\|_2$ and $\|\mathcal{C}\|_2$.

B. Pseudospectral Methods

All of our numerical computations are carried out using pseudospectral methods; this is the first time the Mexico City tests have been applied to a pseudospectral code. A brief outline of our method is as follows: Given a system of partial differential equations

$$\partial_t u(\mathbf{x}, t) = \mathcal{F}[u(\mathbf{x}, t), \partial_i u(\mathbf{x}, t)] , \quad (12)$$

where u is a collection of dynamical fields, the solution $u(\mathbf{x}, t)$ is expressed as a time-dependent linear combination of N spatial basis functions $\phi_k(\mathbf{x})$:

$$u(\mathbf{x}, t) = \sum_{k=0}^{N-1} \tilde{u}_k(t) \phi_k(\mathbf{x}) . \quad (13)$$

Associated with the basis functions is a set of N_c collocation points \mathbf{x}_i . Given spectral coefficients $\tilde{u}_k(t)$, the function values at the collocation points $u(\mathbf{x}_i, t)$ are computed using Eq. (13). Conversely, the spectral coefficients are obtained by the inverse transform

$$\tilde{u}_k(t) = \sum_{i=0}^{N_c-1} w_i u(\mathbf{x}_i, t) \phi_k(\mathbf{x}_i) , \quad (14)$$

where w_i are weights specific to the choice of basis functions and collocation points. Thus it is straightforward to transform between the spectral coefficients $\tilde{u}_k(t)$ and the function values at the collocation points $u(\mathbf{x}_i, t)$.

To solve the differential equations, we evaluate spatial derivatives analytically using the known derivatives of the basis functions,

$$\partial_i u(\mathbf{x}, t) = \sum_{k=0}^{N-1} \tilde{u}_k(t) \partial_i \phi_k(\mathbf{x}) , \quad (15)$$

and we evaluate nonlinear terms using the values of $u(\mathbf{x}_i, t)$ at the collocation points. Thus we can write the partial differential equation, Eq. (12), as a set of *ordinary* differential equations for the function values at the collocation points,

$$\partial_t u(\mathbf{x}_i, t) = \mathcal{G}_i[u(\mathbf{x}_j, t)] , \quad (16)$$

where \mathcal{G}_i depends on $u(\mathbf{x}_j, t)$ for all j . We then integrate this system of ordinary differential equations in time, using (for example) a fourth-order Runge-Kutta algorithm.

Because the tests discussed here are periodic in all spatial dimensions, we use Fourier basis functions. If we choose a computational domain extending from $-1/2$ to $1/2$ in each of the x -, y -, and z -directions, then each variable u is decomposed as

$$u(x, y, z) = \sum_{k=0}^{N_x-1} \sum_{l=0}^{N_y-1} \sum_{m=0}^{N_z-1} a_{klm} \phi_k(x) \phi_l(y) \phi_m(z), \quad (17)$$

where

$$\phi_k(x) = \begin{cases} 1 & k = 0 ; \\ \sin[\pi x(k+1)] & k > 0 \text{ (} k \text{ odd)} ; \\ \cos(\pi x k) & k > 0 \text{ (} k \text{ even)} . \end{cases} \quad (18)$$

For smooth solutions, the spectral approximation Eq. (13) converges exponentially (error $\sim e^{-\lambda N}$ for some $\lambda > 0$ which depends on the solution). This is much faster than the polynomial convergence (error $\sim 1/N^p$) obtained using p th-order finite-differencing. As a result, we run our tests at coarser resolutions than those recommended in Ref. [7] for finite-difference codes—typically we use $N_i = 9, 15, 21, 27$, and 33 collocation points in the relevant directions. From Eqs. (17) and (18) we see that if we choose N_x, N_y , or N_z to be an even integer, the highest frequency component in our expansion will have a sine term but no matching cosine term. Consequently the spatial derivative of this highest frequency component will not be represented by our basis functions, causing a numerical instability. Therefore we choose N_x, N_y , and N_z to be odd.

Because spectral methods so greatly reduce spatial discretization errors, time-stepping error is often dominant. In order to make the time stepping and the spatial discretization errors comparable in these tests, we use fourth-order Runge-Kutta ODE integration. The time step sizes are chosen in an effort to use step sizes comparable to those used to test finite difference methods in Ref. [7], while also ensuring that time step errors do not dominate over our spatial truncation errors. We use $\Delta t = \Delta x/20$ in the first test, and $\Delta t = \Delta x/40$ in all others, except where explicitly noted. Here, Δx is the minimum distance between collocation points.

III. RANDOM INITIAL DATA ON FLAT SPACE

Perhaps the simplest test of a numerical relativity code is evolving standard Minkowski spacetime on a three-torus, T^3 . However, this test is *too* simple because all fundamental fields are spatially constant and most are identically zero, and hence most numerical methods will reproduce the correct solution exactly. This test can be made more discriminating by adding a small amount of random noise to the initial data; the noise is intended to

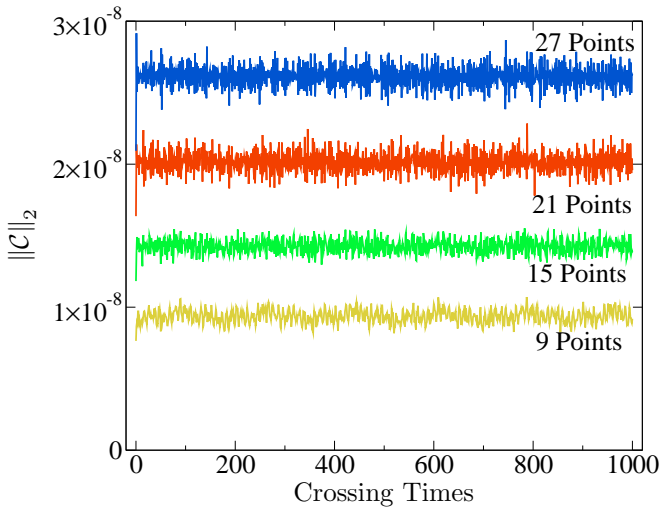


FIG. 1: **Constraints for Minkowski with Random Noise.** Higher resolutions are expected to have larger constraints because more closely spaced points result in larger derivatives. The constraints do not grow in time.

simulate the effect of finite numerical precision. A different random number is added to each component of each evolved variable, at each point in the domain. These random numbers are chosen to lie between -10^{-10} and 10^{-10} so that the system remains in the linear regime. If these small perturbations to a simple spacetime grow unstably, it is likely that the inevitable errors (e.g., discretization error or even numerical roundoff error) that arise in any more complicated simulation will also grow unstably. For this test we vary the resolution in the x -dimension, and we fix the resolution to three collocation points in each of the y - and z -dimensions.

If the perturbations in the fields are chosen to be of size ϵ independent of resolution, then the perturbation in the n th spatial derivatives of these fields will be $\sim \epsilon(\Delta x)^{-n}$, where Δx is some measure of the distance between neighboring points. This means that error quantities involving derivatives (such as constraints) will be *larger* for finer resolutions¹. This behavior is seen in the plot of the constraint energy in Fig. 1.

The purpose of this test is to establish that small con-

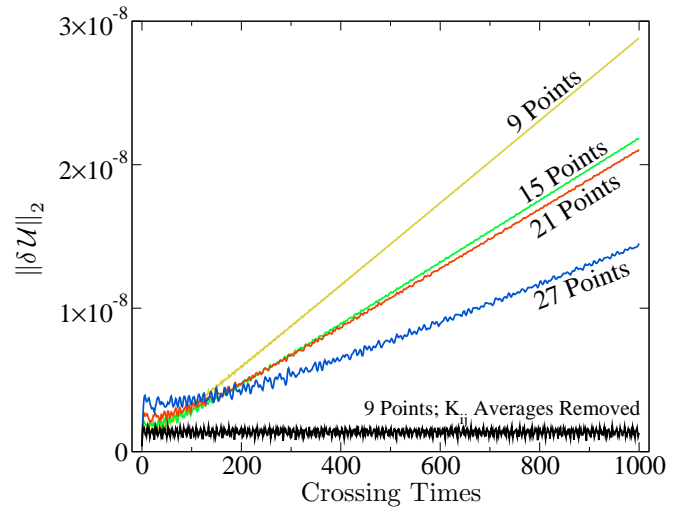


FIG. 2: **Error Energy for Minkowski with Random Noise.** The linear increase in time is due to a non-zero average in the random noise added to K_{ij} . This average approaches zero as resolution is increased, since there are more points over which to average. The flat line shows the evolution when the average value of K_{ij} is set to zero in the initial data.

straint violations around flat space do not grow, and the KST system clearly passes this test. Whether or not constraint violations decay will depend on the evolution system and the numerical method. For example, artificial dissipation in the numerical method might cause all variations to decay, including constraint violations. Furthermore, if the evolution system contains constraint damping in some form, then the constraints should decay. Indeed, Owen has extended the KST system to include constraint damping [12]; running the same test, he observes exponential decay in the constraint quantities. The flat constraint violations observed in Fig. 1 indicate that the KST system with our parameter choice does not damp constraints and that the spectral method has insignificant artificial dissipation.

In Fig. 2 we see a linear growth of the error energy $\|\delta\mathcal{U}\|$ for this test. We find that the growth is caused solely by contributions from the metric g_{ij} ; the average values of K_{ij} and D_{kij} remain constant in time. We can understand this as follows: The average value of K_{ij} is determined by the random initial data and will in general be non-zero. The time derivative of K_{ij} , to first order in the amplitude of perturbations around flat space, involves only spatial derivatives of D_{kij} . These derivatives have zero average (up to roundoff errors $\sim 10^{-16}$), because the constant term in the Fourier expansion Eq. (18) is removed by differentiation, and therefore the average of K_{ij} will be constant in time. The time derivative of g_{ij} involves a term proportional to K_{ij} . Because the average of K_{ij} is constant in time and non-zero, the value of g_{ij} will therefore drift linearly in time. The average of K_{ij} is smaller for higher resolutions—because one aver-

¹ The Mexico City tests collaboration [7] intended their Hamiltonian constraint errors to be resolution-independent, so they chose the size of the perturbation ϵ to be resolution-*dependent*, $\epsilon \sim (\Delta x)^2$, which is the appropriate scaling for the second-order-in-space formulations of Einstein's equations they use. However, for the first-order-in-space formulation we use, the Hamiltonian constraint is computed using first derivatives of D_{kij} rather than second derivatives of g_{ij} , so the constraint will vary as $(\Delta x)^{-1}$. Note also that the $\epsilon \sim (\Delta x)^2$ scaling does not make the momentum constraint independent of resolution, as it depends on first derivatives of the fields. We simply choose ϵ to be independent of resolution.

ages over more random numbers—which means that the growth rate of g_{ij} should decrease with increasing resolution. Indeed, this is what we observe in Fig. 2.

We can verify that the non-zero average of K_{ij} is the only source of growth in g_{ij} by manually removing the average value of K_{ij} . We expect this will leave the norms of the components of g_{ij} approximately constant in time. This is accomplished by setting the $k = 0$ spectral coefficients of all components of K_{ij} to zero in the initial data, after all the random numbers have been added. The flat line in Fig. 2 shows the result, indicating that the average offset in K_{ij} is the only source of growth in the evolved variables of the KST system for this test.

IV. LINEAR PLANE WAVE

If the ultimate goal of simulating binary black hole mergers is to predict the gravitational-radiation waveforms for observations, an evolution system must at least be capable of evolving a simple linear plane wave through flat spacetime. The form suggested for the Mexico City tests in Ref. [7] is

$$ds^2 = -dt^2 + dx^2 + (1+b)dy^2 + (1-b)dz^2, \quad (19)$$

where

$$b = b(x, t) = A \sin[2\pi(x - t)]. \quad (20)$$

This metric satisfies Einstein’s equations only to linear order in the wave amplitude A , so if the fully nonlinear numerical solution is compared to this approximate solution, there will be deviations of order A^2 that arise from our choice of “analytic solution” rather than from numerical errors. The amplitude A for the Mexico City tests is chosen to be 10^{-8} so that such deviations in the metric components g_{ij} are below machine precision. However, we still observe $\mathcal{O}(A^2)$ deviations in the variables K_{ij} and D_{kij} (which have values of order A), even with $A = 10^{-8}$, because the *relative* error is well above machine precision.

A. One-Dimensional Sinusoid

The sinusoidal waveform chosen in Eq. (20) is only a weak test for pseudospectral methods because the Fourier basis functions defined in Eqs. (17) and (18) exactly resolve Eq. (20) at all times using only three basis functions; the only truncation errors are those associated with time discretization. Therefore, as a more challenging test, in Section IV B we repeat the plane wave evolution using a Gaussian-shaped wave. It is nevertheless instructive to evolve the sinusoid and study the resulting time discretization errors. Since the dynamics involve no change in amplitude, but a change in phase, we expect the errors to be primarily phase errors, for reasonably small time steps.

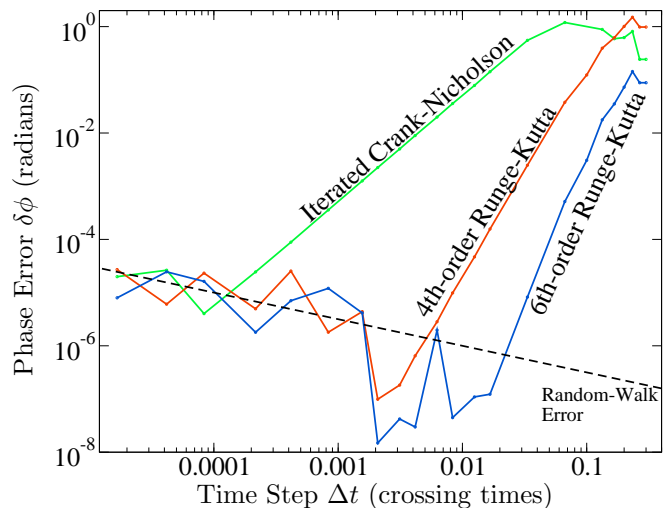


FIG. 3: **Phase Error for 1-D Sinusoidal Linear Wave.** Phase error at $t = 25$ crossing times for various time steps, and several time-stepping algorithms. These tests were all run with three points in the x -direction. The dashed line indicates the expected accuracy limit due to roundoff error, cf. Eq. (26).

This loss of temporal accuracy is particularly relevant in efforts to simulate sources for gravitational wave observations, as the search for signals involves matching expected waveforms against observations. If there is significant error in the phase of the expected waveform, the overlap will be poor and detection will be more difficult. Although a constant overall scaling error in frequency—like the one found in this linear problem—could still result in detection, more complex situations would likely give rise to more complicated errors. The straightforward way to handle this problem is to minimize all time-stepping error.

In Fig. 3 we show the convergence of the phase error in the evolution of the sinusoidal linear wave. The solution is fully resolved on a $3 \times 1 \times 1$ grid. We keep this grid fixed, and decrease the size of the time step. Assuming that the only error is some phase error $\delta\phi$, the evolved g_{zz} will be given by

$$g_{zz} = 1 - 10^{-8} \sin[2\pi(x - t) + \delta\phi]. \quad (21)$$

At integer multiples of the light crossing time for our computational domain, this can be written as

$$g_{zz} = 1 - A [\cos \delta\phi \sin(2\pi x) + \sin \delta\phi \cos(2\pi x)]. \quad (22)$$

That is, we can find the phase error easily from the $k = 1$ sine and cosine components of g_{zz} (which happen to be easily accessible in our code).

For intermediate time step sizes, we can see convergence toward zero phase error with decreasing time step. As expected, we observe second-order convergence for Iterated Crank-Nicholson stepping, and fourth- and sixth-order for the appropriate higher-order Runge-Kutta algorithms. At very small time step sizes, a new effect is

seen, causing the phase error to increase with decreasing time step. This effect can be understood as machine roundoff error accumulating via a random walk process.

Suppose we have a variable $\mathcal{V}(t)$ that is evolved by adding the small changes needed to update its value at each time step. Each such operation will introduce a fractional error $\chi(t)$ caused by the finite machine precision. We assume that the standard time-step size is Δt , and that there are n intermediate operations in each time step. After an evolution through time T , the total error added in this way will be

$$\delta\mathcal{V} = \sum_{j=0}^{nT/\Delta t} \mathcal{V}(t_j) \chi(t_j). \quad (23)$$

To avoid tracking each individual error contribution, we treat χ as a random variable taking values in some range, with some probability distribution.

We estimate the accumulated error due to finite machine precision by taking suitable averages over an ensemble of random $\chi(t)$ and over a time interval T . If there were no asymmetry between positive and negative values of $\chi(t)$, this accumulated error would be zero. Of course, we expect almost never to see this case: the most likely outcome is an accumulated error comparable to the dispersion:

$$|\delta\mathcal{V}| \sim \sqrt{(\delta\mathcal{V})^2} \sim \sqrt{\sum_{j,k} \mathcal{V}(t_j) \mathcal{V}(t_k) \overline{\chi(t_j)\chi(t_k)}}, \quad (24)$$

where the overbar indicates the average over the ensemble of random errors $\chi(t)$. We can simplify this expression by assuming that $\chi(t)$ has no correlations between time steps, and further assuming that the probability distribution is constant in time and uniform, taking values in the range $[-\epsilon, \epsilon]$, where ϵ is the machine precision. This means that $\overline{\chi(t_j)\chi(t_k)} = \delta_{jk}\epsilon^2/3$. Finally, we approximate the discrete time sum as an integral, and obtain

$$|\delta\mathcal{V}| \sim \epsilon \sqrt{\frac{n}{3\Delta t} \int_{t_1}^{t_2} \mathcal{V}(t)^2 dt}. \quad (25)$$

We can test this formula by observing its effects in the case of phase error for the linear wave. Here, the only nontrivial evolved variable is $\mathcal{V} = g_{zz}$, which is very nearly 1; so the integral in Eq. (25) becomes simply the evolution time T , which has the value 25 for the results plotted in Fig. 3. If phase errors dominate, $\delta g_{xx} \sim A \sin \delta\phi$, so we have

$$|\delta\phi| \sim \frac{\epsilon}{A} \sqrt{\frac{25n}{3\Delta t}} \sim \frac{10^{-7}}{\sqrt{\Delta t}} \left(\frac{\epsilon}{10^{-16}} \right) \left(\frac{10^{-8}}{A} \right), \quad (26)$$

where n is assumed to be of order 10. This expression is plotted as the dashed line in Fig. 3, demonstrating that the addition of machine-precision errors causes the

departure from the standard second-, fourth-, and sixth-order convergence we observed. From Eq. (26) we see that $|\delta\phi|$ is proportional to the ratio ϵ/A ; thus $|\delta\phi|$ is so large in this case because the wave amplitude is so small, $A = 10^{-8}$.

The phase error is only so clearly visible in these evolutions because the full solution is described precisely at each moment by the first three basis functions. This means that discretization error due to spatial differentiation is essentially at the level of machine precision. Indeed, using more than three points actually degrades the quality of these one-dimensional sinusoid evolutions. Power in higher-order basis functions can only be error, and hence will necessarily do worse than the low-resolution case. We omit plots of the error energy and constraints in the higher-resolution cases, as they are very nearly the same as those of the more complicated two-dimensional evolutions discussed in Section IV C.

B. One-Dimensional Gaussian

As a more challenging test of pseudospectral methods, we repeat the one-dimensional linear wave test using a periodic Gaussian-shaped wave:

$$b = A \sum_{j=-\infty}^{\infty} \exp \left[-\frac{(x-t+j)^2}{2w^2} \right], \quad (27)$$

with $A = 10^{-8}$. The summation over j ensures that the function is truly periodic at all times. In practice, j need only range over a few, depending on the width of the Gaussian. The width chosen here is $w = 0.05$ to ensure that features are not too sharp, while still presenting a nontrivial challenge to spectral differentiation.

We find behavior comparable to the sinusoidal case, although as expected, more collocation points in the x -direction are needed to resolve the solution spatially (but we still use only a single point in each of the y - and z -dimensions). Note the exponential convergence of the constraints with increasing resolution in Fig. 4. The system appears to be stable at all resolutions.

One subtlety appears when we try to compare the computed solution with the analytic solution. This comparison is performed at the collocation points. By virtue of the transformation Eqs. (13) and (14), the errors are initially exactly zero at the collocation points. The spatial truncation error is non-zero of course, even at the initial time; it manifests itself by a deviation of the truncated series expansion from the analytic solution *between* collocation points. During the evolution, a linear wave will simply travel through the computational domain, returning to the original position after each light-crossing time. Since the spectral method has very small dispersion, the evolved shape remains the same. After each light-crossing time, therefore, the evolved solution again agrees to very high accuracy with the initial analytic solution *at* the collocation points. So, comparing the evolu-

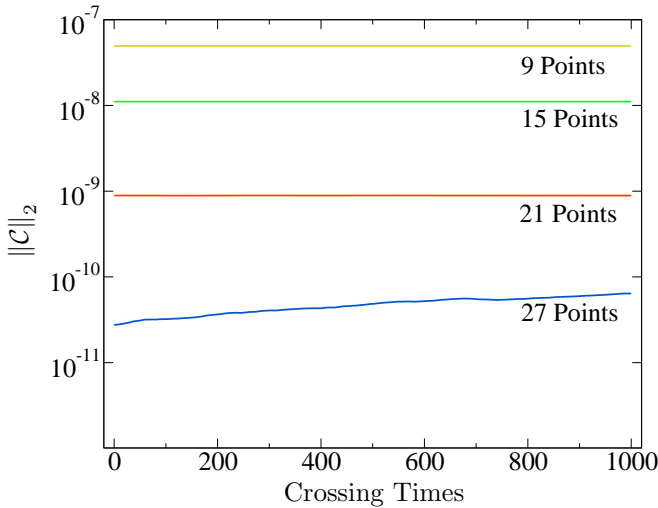


FIG. 4: **Constraints for 1-D Gaussian Linear Wave.** Here we see the exponential convergence of the constraints using spectral methods.

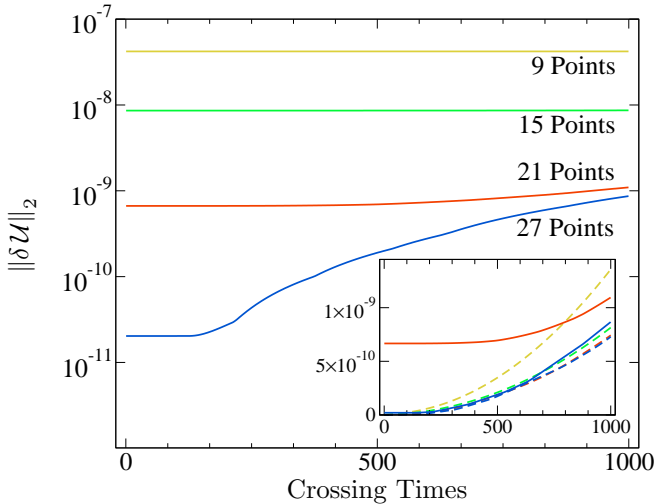


FIG. 5: **Error Energy for 1-D Gaussian Linear Wave.** The solid lines in both plots show the error energy at 1/2 crossing times with clearly visible exponential convergence. In addition, the inset shows the error energy at integer crossing times for the same resolutions (dashed lines). The smallness of the error energy at these particular times demonstrates low dispersion of the numerical method, as explained in the main text.

tion with the analytic solution at integer multiples of the light-crossing time and at the collocation points will yield differences much smaller than spatial truncation error².

² This is also true when comparing at intervals of $1/N$ of a crossing time if the number of collocation points in the direction of the wave's travel is divisible by N .

Therefore, a fair comparison that includes the effects of spatial truncation error must not be performed at integer light-crossing times. The main panel of Fig. 5 shows the “true” error energy observed with 1/2 light-crossing interval offset, which suffices because the number of collocation points is always odd. This error energy converges exponentially with resolution, and is of the same order of magnitude as the constraint violations (Fig. 4). The artificially small error energy observed at every complete light-crossing interval is shown in the inset of Fig. 5, confirming the excellent low-dispersion property of our method. (Note that the inset graph uses a linear rather than a logarithmic scale.)

At very high resolutions, the difference $\|\delta\mathcal{U}\|$ between our numerical solution and the solution of the linearized Einstein equations converges to a parabola (see inset of Fig. 5). Similar parabolic deviations of the evolution from the solution of the linearized equations are observed for the other two linear wave evolutions, the 1-D and 2-D sinusoids (cf. Fig. 7). The growth in $\|\delta\mathcal{U}\|$ appears almost entirely due to growth in the $k = 0$ mode of diagonal terms in δg_{ij} . Using evolutions of waves with different amplitudes and wavelengths, we have verified that this growth is proportional to $A^2 t^2 / \lambda^2$, where A is the amplitude and λ the wavelength of the disturbance. The constant of proportionality depends directly on the KST parameter γ_1 appearing in Eq. (4). This parameter controls the addition of a term $\gamma_1 N g_{ij} \mathcal{C}$ to the ADM evolution equation for K_{ij} . The Hamiltonian constraint \mathcal{C} is roughly constant in time, and varies as A^2 / λ^2 . Since the $k = 0$ mode of $\gamma_1 N g_{ij} \mathcal{C}$ is roughly $\gamma_1 \delta_{ij} \mathcal{C}$, the $k = 0$ mode of K_{ii} will grow linearly with time in proportion to $\gamma_1 A^2 / \lambda^2$ for each i . That, in turn, will cause small quadratic growth in the $k = 0$ mode of g_{ii} . For the more well-behaved cases (highest resolution here; all cases for the 1-D and 2-D sinusoids) this model is an excellent fit for the observed error energy.

C. Two-Dimensional Sinusoid

A third linear wave test is obtained by rotating the coordinates by $\pi/4$ about the z -axis, which gives a plane wave propagating along the x - y diagonal. By increasing the size of the domain by a factor of $\sqrt{2}$ in each direction, the rotated solution can be made periodic while maintaining the same wavelength. This converts the space-time from essentially one-dimensional to essentially two-dimensional. The purpose of this exercise is to ensure that the symmetry of the one-dimensional version does not hide sources of error (although propagation along a diagonal retains some symmetries). For this test we use a single collocation point in the z -dimension, and we vary the (equal) number of collocation points in the x - and y -dimensions. We run this test to $t = 1000$ (which is ten times longer than is recommended by the Apples with Apples collaboration) for overlap with the one-dimensional case. As shown in Fig. 6, the constraints in-

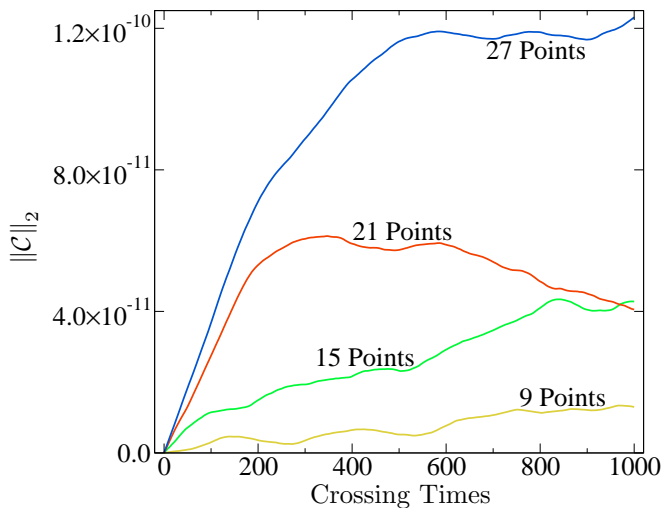


FIG. 6: **Constraints for 2-D Sinusoidal Linear Wave.** The solution is fully resolved spatially with 3 points. Going to higher resolutions merely introduces spatial errors in the unnecessary basis functions, which leads to an increase in the constraints with resolution.

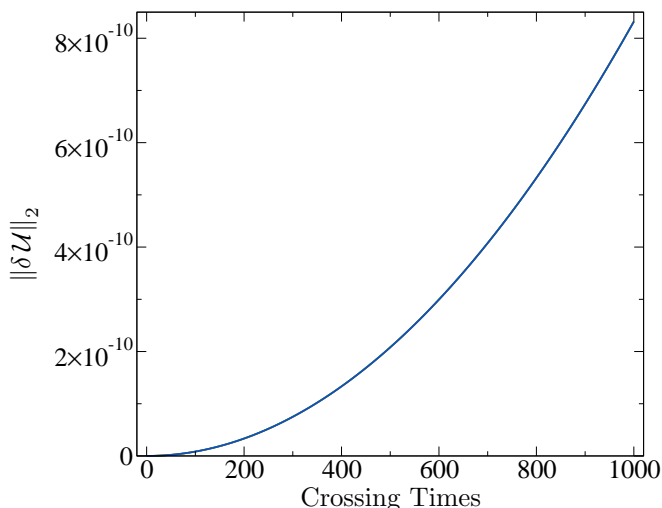


FIG. 7: **Error Energy for 2-D Sinusoidal Linear Wave.** The t^2 growth is explained in the text (cf. inset of Figure 5). Note that the curves for all resolutions (9, 15, 21, and 27 points) lie on top of each other.

crease with increasing x - and y -resolution (still using only a single point in the z -direction). Because sinusoids are fully spatially resolved by our code, the $A^2 t^2 / \lambda^2$ growth of $\|\delta\mathcal{U}\|$ is visible at all resolutions, as shown in Fig. 7.

V. GAUGE WAVE

The next series of tests involves a simple but time-dependent gauge transformation of Minkowski space, in

the form of a plane wave. The metric used for this Mexico City test has the form

$$ds^2 = -(1+a)dt^2 + (1+a)dx^2 + dy^2 + dz^2, \quad (28)$$

$$a = A \sin[2\pi(x-t)]. \quad (29)$$

Two cases are considered: a low amplitude case $A = 0.01$, and a high amplitude case $A = 0.1$. This is the first test for which the nonlinear terms in the equations play an important role.

For the linear plane wave test in Section IV, we found that because we use a Fourier basis, we were able to fully resolve the sinusoidal waveform using only three collocation points. This is not true for the gauge wave test, because in this case the extrinsic curvature (one of our evolved variables) is not a simple sinusoid. Instead, its only nonzero component is

$$K_{xx} = -\pi \frac{A \cos[2\pi(x-t)]}{\sqrt{1 + A \sin[2\pi(x-t)]}}. \quad (30)$$

A. One-Dimensional Gauge Wave

We ran the one-dimensional test described above using a single collocation point in each of the y - and z -dimensions, and varying the resolution in the x -dimension. We find that for both $A = 0.01$ and $A = 0.1$ our evolution is stable and convergent. Our error energy and constraint violations are very nearly the same as in the filtered two-dimensional evolutions discussed below. We omit plots for this test because the two-dimensional test is more challenging and more discriminating.

B. Two-Dimensional Gauge Wave

A simple rotation of coordinates about the z -axis makes the wave described by Eqs. (28) and (29) propagate along the x - y diagonal, as in the case of the linear wave. We use an equal number of collocation points in the x - and y -dimensions, and a single collocation point in z .

As for the one-dimensional gauge wave test, we run at two different amplitudes: $A = 0.01$ and $A = 0.1$. For low amplitude, $A = 0.01$, our evolution of the 2-D gauge wave is stable and convergent. Again, we omit plots, as our results are strictly better than for the more interesting high-amplitude case.

For high amplitude, $A = 0.1$, we find an exponentially growing nonconvergent numerical instability, as seen in the curves labeled “unfiltered” in Figs. 8 and 9. This instability does not appear for the low-amplitude case, nor does it appear for either amplitude in the one-dimensional gauge wave test.

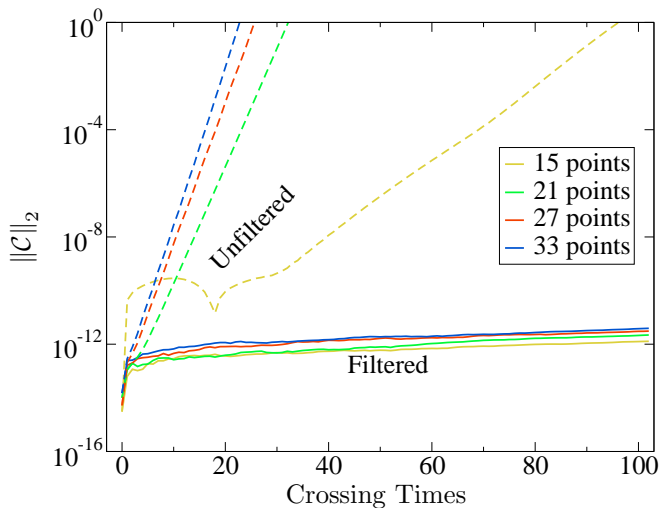


FIG. 8: **Constraints for High-Amplitude 2-D Gauge Wave.** Dashed lines indicate the unfiltered behavior; solid lines indicate the filtered behavior. Note that, despite an effective loss of resolution, filtering stabilizes the evolution.

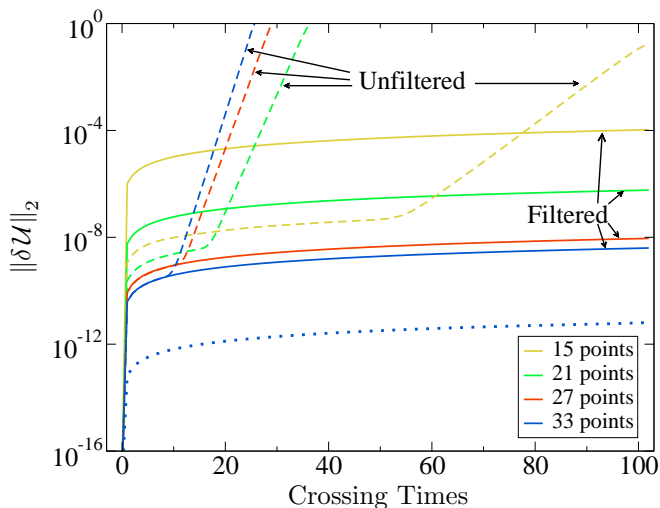


FIG. 9: **Error Energy for High-Amplitude 2-D Gauge Wave.** Again, dashed lines are unfiltered, and solid lines are filtered. The growth of the filtered error energy is linear in time. Note the relative lack of improvement in the filtered case between 27 and 33 points. This lack of convergence is due to time-stepping error, as demonstrated by halving the time step—shown as the dotted line.

The instability appears to be associated with aliasing caused by quadratic nonlinearities in the evolution equations; this is a well-known phenomenon that often occurs when applying spectral methods to nonlinear equations [13]. The basic mechanism for the instability can be understood by considering a truncated spectral expansion for some variable $u(x)$ in terms of N basis functions

$\phi_k(x)$:

$$u(x) = \sum_{k=0}^{N-1} u_k \phi_k(x). \quad (31)$$

The correct spectral expansion of the expression $u(x)^2$ can be obtained by squaring Eq. (31); for most basis functions—including the Fourier series of Eq. (18)—this yields a sum over a total of $2N$, and not just N , basis functions. But we keep only N basis functions (not $2N$) in our expansion, so the $k \geq N$ coefficients of the product must be eliminated. Ideally, these $k \geq N$ coefficients should be simply discarded and the $k < N$ coefficients should remain untouched. But it turns out that for the pseudospectral method of evaluating nonlinear terms (i.e., Fourier transform to obtain values at spatial collocation points, square these values, then Fourier transform back to spectral space), the power in the extra $k \geq N$ coefficients of the product does not disappear, but instead appears as excess power in some of the $k < N$ coefficients (“aliasing”). Repeating this process on each time step builds up this excess power and produces the instability.

Fortunately, there is a well-known cure for instabilities caused by aliasing in nonlinear terms: suppose that the upper half (i.e., those with $k \geq N/2$) of the coefficients u_k in Eq. (31) were all zero. Then the spectral expansion of $u(x)^2$ will have zeroes in all its $k \geq N$ coefficients, so there is no aliasing, and hence no instability. Therefore, we ensure that all coefficients with $k \geq k_{\text{cut}}$ are zero by removing those coefficients from the initial data and from the right-hand side of the evolution equations. It turns out (see, for example, Chapter 11.5 of Ref. [13]) that for a quadratic nonlinearity, it is sufficient to filter with $k_{\text{cut}} = 2N/3$ (and not $k_{\text{cut}} = N/2$) to eliminate aliasing. As mentioned in Section II, the remaining number of nonzero coefficients must be odd, which is ensured by reducing k_{cut} by one if necessary.

The price we pay for stability via this filtering is that we must use a factor of 1.5 more spectral coefficients (and collocation points) than without filtering in order to achieve the same level of spatial discretization error. Hence, we use more points for this test than for the previous ones: $N_i = 15, 21, 27$, and 33 points. This leaves the *effective* resolutions at $\bar{N}_i = 9, 13, 17$, and 21 points, which are comparable to the resolutions we use in the unfiltered case. We see from Figs. 8 and 9 that filtering indeed eliminates the instability.

C. Shifted Gauge Wave

We also show the results of a new “shifted gauge wave” test suggested for addition to the “Apples with Apples” suite [14]. For this test we evolve flat space with the usual Minkowski coordinates $(\hat{t}, \hat{x}, \hat{y}, \hat{z})$ transformed to

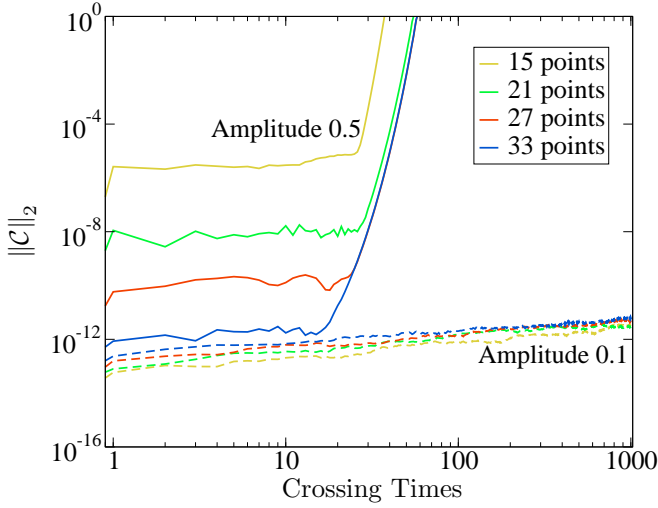


FIG. 10: **Constraints for Shifted Gauge Wave.** Solid lines indicate $A = 0.5$, and dashed lines indicate $A = 0.1$. For both amplitudes we filter out the top 1/3 spectral coefficients.

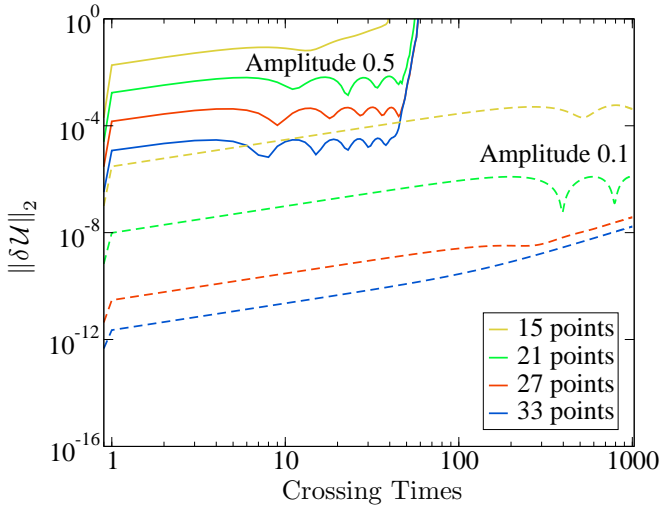


FIG. 11: **Error Energy for Shifted Gauge Wave.** Solid lines indicate $A = 0.5$, while dashed lines indicate $A = 0.1$. The growth in the lower-amplitudes is roughly linear in time, accelerating to quadratic at later times for the high-resolution cases.

coordinates (t, x, y, z) via

$$\hat{t} = t - \frac{A}{4\pi} \cos[2\pi(x-t)] , \quad (32)$$

$$\hat{x} = x - \frac{A}{4\pi} \cos[2\pi(x-t)] , \quad (33)$$

$$\hat{y} = y , \quad (34)$$

$$\hat{z} = z . \quad (35)$$

This test includes the effects of a non-vanishing shift vector. We use the same computational domain and KST

parameters as in the standard gauge wave tests above. The amplitude suggested in Ref. [14] is $A = 0.5$. We also run simulations with $A = 0.1$.

At high amplitude, $A = 0.5$, we see exponentially growing nonconvergent instabilities. Without filtering, the code crashes after just a few crossing times. By filtering out the top 1/3 spectral coefficients as described above, the evolution can be extended as far as $t = 60$. No other choice of filtering seems to improve this further. We also run the test with an amplitude of $A = 0.1$. For this amplitude, the evolutions are stable with filtering but unstable without. Figs. 10 and 11 show the constraints and error energy for these evolutions.

VI. GOWDY SPACETIME

The Gowdy spacetimes are dynamic cosmological solutions that present a serious challenge to any numerical relativity code. The Gowdy spacetimes are vacuum cosmological models having two spatial Killing fields (planar symmetry) that expand from (or, when time-reversed, contract toward) a curvature singularity. Two particular examples of these spacetimes with relatively simple analytical forms were chosen for the Mexico City tests: one in which the spacetime expands away from the singularity; another in which it collapses toward the singularity.

A. Expanding Form

The metric chosen for the expanding case is

$$ds^2 = t^{-1/2} e^{\frac{\lambda - \lambda_0}{2}} (-dt^2 + dz^2) + t(e^P dx^2 + e^{-P} dy^2) , \quad (36)$$

where

$$P(t, z) = J_0(2\pi t) \cos(2\pi z) , \quad (37)$$

$$\lambda(t, z) = -2\pi t J_0(2\pi t) J_1(2\pi t) \cos^2(2\pi z) \quad (38)$$

$$+ 2\pi^2 t^2 [J_0^2(2\pi t) + J_1^2(2\pi t)] , \quad (39)$$

$\lambda_0 = \lambda(1, 1/8)$, and J_n is a Bessel function. Asymptotically, P approaches zero as time increases, and λ increases linearly with time. Because the metric components are singular at $t = 0$, the Mexico City test begins the evolution at $t = 1$ and proceeds forward in time.

The time step Δt required for numerical stability is roughly given by the Courant condition $\Delta t \lesssim \Delta x/v$, where Δx is the spacing between collocation points and v is the coordinate speed of wave propagation, which in this case is the coordinate speed of light. For the Gowdy metric the coordinate speed of light in the z -direction is constant in time, but in the x - and y -directions it varies roughly like $t^{3/4} e^{t/2}$. Therefore, the maximum allowed time step decreases in time like $t^{-3/4} e^{-t/2}$, so for any fixed time step, the evolution will soon become numerically unstable if there is any perturbation in the x - or

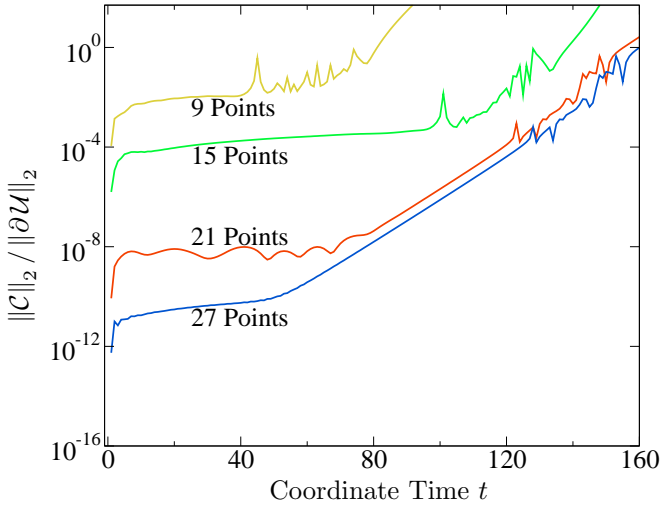


FIG. 12: **Constraints for Expanding Gowdy Spacetime.** At early times, the exponential convergence of spectral methods is clearly visible. Soon, however, the evolutions are dominated by constraints growing roughly as $e^{t/5}$.

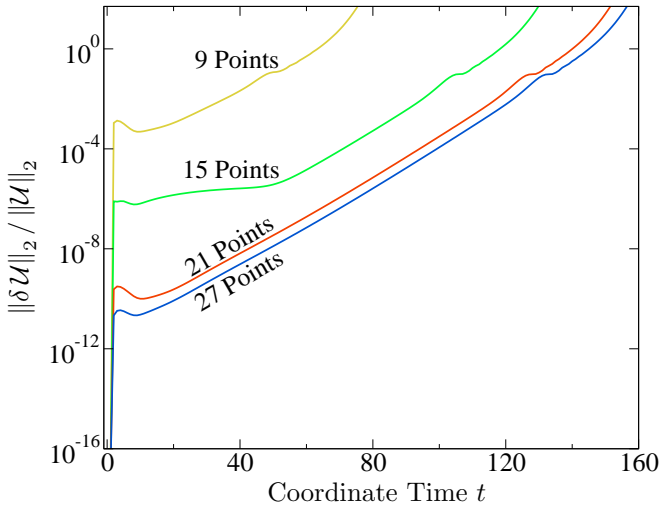


FIG. 13: **Error Energy for Expanding Gowdy Spacetime.** Again, we can see early convergence of spatial resolution, but $\|\delta U\|_2 / \|U\|_2$ grows like $e^{t/5}$.

y -directions. This problem can be circumvented by running the simulation with just one point in the transverse directions, effectively eliminating any perturbation that could seed the instability.

Another difficulty with evolving the expanding Gowdy metric is that the metric components and derivatives become enormous very quickly. By $t \sim 725$ the numbers become larger than 10^{310} , so the evolution cannot be easily handled using standard 64-bit floating-point arithmetic. Our evolutions do not actually crash until $t = 700$; unfortunately errors dominate our evolutions long before this time, as seen in Fig. 13. The normalized error energy

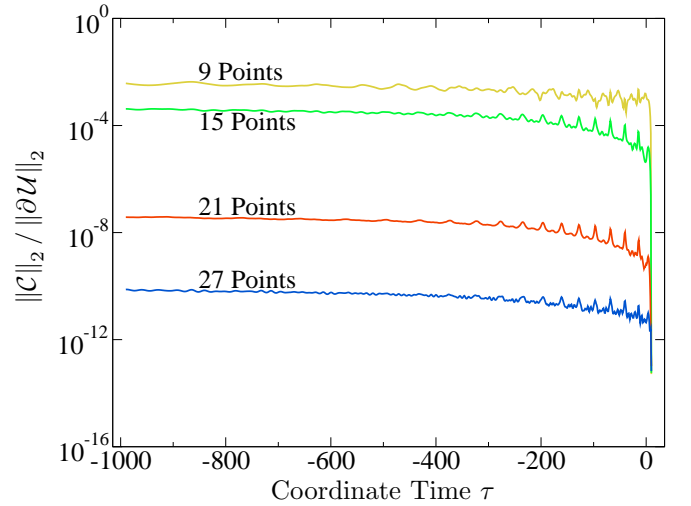


FIG. 14: **Constraints for Collapsing Gowdy Spacetime.** Note that the simulation starts at $\tau \sim 9.875$, and proceeds backwards.

grows roughly as $e^{t/5}$, and accuracy is completely lost in these evolutions by $t \sim 150$.

B. Collapsing Form

The time coordinate in the Gowdy metric given above can be transformed so that the initial singularity is approached only asymptotically in the past. The new time coordinate, τ , is defined by $\tau \equiv \frac{1}{c} \ln(t/k)$, where $c = 0.0021195119214607454$, and $k = 9.6707698127640558$. The spacetime can be evolved backwards indefinitely without reaching the singularity; that is, the time step is chosen to be negative. For purposes of convenience, the evolution is begun at an initial time of $\tau = \tau(t_0)$, where $t_0 = 9.8753205829098263$, which is a zero of $J_0(2\pi t)$.

This evolution is far less challenging than the expanding case. This is because the lapse function is essentially an exponential in τ , so that the spacetime is becoming *less* dynamical as the simulation progresses and τ becomes more negative. The main challenge in this test is resolving the spatial features of the solution. For spectral methods, the convergence should be exponential with increasing resolution, which is indeed the behavior shown in Figs. 14 and 15.

VII. DISCUSSION

We have applied the full suite of Mexico City tests [7]—modified suitably—to a pseudospectral implementation of the KST formulation of Einstein's equations. We have also implemented another test suggested by Babiuc, *et al.* [14], and suggested a minor change to the linear

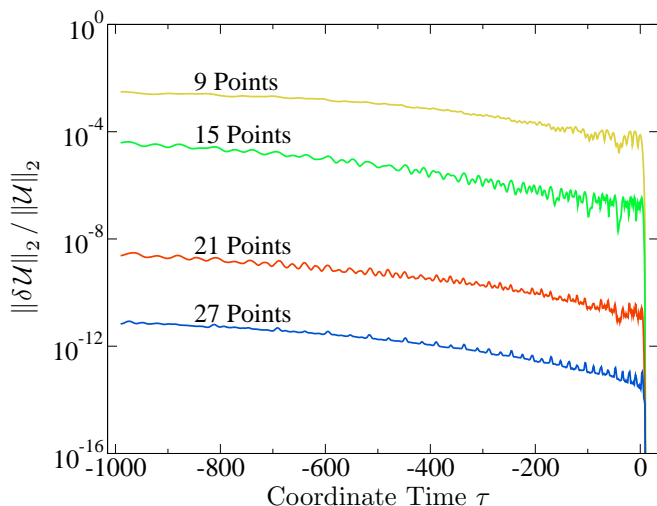


FIG. 15: **Error Energy for Collapsing Gowdy Space-time.** The simulation starts at $\tau \sim 9.875$, and proceeds backwards.

plane-wave test to better challenge pseudospectral methods. The KST equations with pseudospectral methods demonstrate excellent convergence and accuracy, along with very good stability in all but a few difficult cases. We have derived a fundamental limit Eq. (25) for the time-step accuracy possible in a method-of-lines numerical simulation, and have shown that our implementation is capable of quickly achieving that limit in the simple case of a sinusoidal linear wave. We have also shown that the use of filtering is very effective in eliminating nonlinear aliasing instabilities.

The Mexico City tests form a basic set of tests with which to evaluate a numerical relativity code, allowing for more direct comparison between different techniques and implementations. However, the tests in their present form make too many assumptions about the evolution system and the numerical methods used. Since the creation of the tests, the numerical relativity landscape has become much more diverse through substantial improvements in numerical techniques (fixed and adaptive mesh refinement, higher order finite-differencing, multi-block methods, spectral methods) and the emergence of at least two evolution systems capable of successfully evolving binary black hole initial data (generalized harmonic and

BSSN).

To accommodate the wide range of numerical methods and evolution systems, future tests should be formulated in more abstract terms. For example, the number of grid points or time step size necessary for demonstrating the convergence behavior of an implementation is highly dependent on the methods used. Rather, each code should demonstrate convergence consistent with the numerical methods—both spatial and temporal. The number of grid points is no longer a viable measure of accuracy; nor is it a predictor of computational cost. To better understand accuracy and efficiency issues, it will be useful to present some measure of the accuracy in terms of the CPU time used for the computation. We also point out that sinusoidal spatial profiles in tests with periodic boundary conditions provide an artificial advantage to spectral techniques, as does outputting data at precise crossing times.

Similarly, more broadly applicable methods to compare results from different evolution systems are necessary. Prescriptions for plotting particular variables or constraints may not be applicable to certain evolution systems (e.g., tetrad or generalized harmonic systems) or may not encompass all of the variables and constraints (as in the KST system). Rather, some general technique will be useful for observing all constraints in a single quantity, as we attempted to do in this paper. In the same way, for analytically known solutions, errors in all variables should be reported. In light of the expanding range of numerical methods and evolution systems used in numerical relativity, future testbeds will benefit from wider applicability. Conversely, newly developed codes will benefit even more from easily applicable tests.

Acknowledgments

We thank Rob Owen, Luisa Buchman and Olivier Sarbach for helpful conversations. This work was supported in part by a grant from the Sherman Fairchild Foundation to Caltech and Cornell; by NSF grants PHY-0099568, PHY-0244906, DMS-0553302, PHY-0601459, and NASA grants NAG5-12834 and NNG05GG52G at Caltech; and by NSF grants PHY-0312072, PHY-0354631, and NASA grant NNG05GG51G at Cornell.

[1] F. Pretorius, Phys. Rev. Lett. **95**, 121101 (2005).
 [2] J. G. Baker, J. Centrella, D.-I. Choi, M. Koppitz, and J. van Meter, Phys. Rev. D **73**, 104002 (2006).
 [3] M. Campanelli, C. O. Lousto, P. Marronetti, and Y. Zlochower, Phys. Rev. Lett. **96**, 111101 (2006).
 [4] P. Diener, F. Herrmann, D. Pollney, E. Schnetter, E. Seidel, R. Takahashi, J. Thornburg, and J. Ventrella, Phys. Rev. Lett. **96**, 121101 (2006).

[5] F. Herrmann, D. Shoemaker, and P. Laguna (2006), gr-qc/0601026.
 [6] M. A. Scheel, H. P. Pfeiffer, L. Lindblom, L. E. Kidder, O. Rinne, and S. A. Teukolsky (2006), gr-qc/0607056.
 [7] M. Alcubierre, G. Allen, C. Bona, D. Fiske, T. Goodale, F. S. Guzman, I. Hawke, S. H. Hawley, S. Husa, M. Koppitz, et al., Class. Quantum Grav. **21**, 589 (2004).
 [8] N. Jansen, B. Brügmann, and W. Tichy (2003), gr-

- qc/0310100.
- [9] L. E. Kidder, M. A. Scheel, and S. A. Teukolsky, Phys. Rev. D **64**, 064017 (2001).
 - [10] J. W. York, Jr., in *Sources of Gravitational Radiation*, edited by L. L. Smarr (Cambridge University Press, Cambridge, England, 1979), pp. 83–126.
 - [11] L. E. Kidder, L. Lindblom, M. A. Scheel, L. T. Buchman, and H. P. Pfeiffer, Phys. Rev. D **71**, 064020 (2005).
 - [12] R. Owen (2006), in preparation.
 - [13] J. P. Boyd, *Chebyshev and Fourier Spectral Methods* (Springer-Verlag, Berlin, 1989).
 - [14] M. C. Babiuc, B. Szilágyi, and J. Winicour, Class. Quantum Grav. **23**, S319 (2006), gr-qc/0511154.