

SEARCH FOR THE ASSOCIATED PRODUCTION OF CHARGINO AND NEUTRALINO IN THE FINAL STATE WITH THREE LEPTONS

A. Canepa for the CDF Collaboration
*Department of Physics, Purdue University, 525 Northwestern Avenue,
 West Lafayette, IN 47906, USA*



Supersymmetry, if realized in Nature, predicts the existence of new particles, as chargino and neutralino, which might manifest themselves with peculiar signatures. Three leptons and large missing transverse energy in the event could signal their associated production. We report the latest results of the search performed by the CDF Collaboration in $\sqrt{s} = 1.96$ TeV proton-antiproton collisions at Tevatron Run II.

1 Introduction

The Standard Model (SM) of particle physics emerged in the 1970's and high-precision experiments have repeatedly verified its predictions. Nevertheless the SM is regarded as a low energy effective theory because of experimental and theoretical unresolved issues. It explains the origin of mass by means of the Higgs mechanism but the Higgs boson has not been observed yet. It does not include gravity nor it provides gauge unification. It does not account for the Dark Matter of the Universe. These open questions stimulate a rich search for physics beyond the SM. On theoretical grounds, the most promising extension of the SM is the Supersymmetric SM (SSM). Supersymmetry¹ (SUSY) is a proposed symmetry of Nature which introduces a fermion (boson) for each SM boson (fermion) with the same quantum numbers but the spin. A discrete multiplicative symmetry, called R-parity, is defined as $R_P = (-1)^{2S+3B+L}$ such that a SM particle carries $R_P = +1$ and a SUSY particle $R_P = -1$. Supersymmetric particles (sparticles) have not been observed yet implying that SUSY is a broken symmetry. The minimal supergravity model (mSUGRA) with R-parity conservation, is a favored breaking model for SUSY. In the mSUGRA scenario the sparticles are produced in pairs and the lighter charginos and neutralinos (mixed state of electroweak gauginos and higgsinos) and the sleptons, are less massive than gluinos and squarks. If SUSY is a broken symmetry, it predicts a low mass Higgs boson in accord with the electroweak fits, accomodates gravity, unifies the gauge interactions and provides an excellent candidate for Dark Matter. In particular for the mSUGRA model, the lightest neutralino $\tilde{\chi}_1^0$ is

identified as the candidate for Dark Matter, being neutral and the lightest stable sparticle (LSP). In this paper we report on the search for the associated production of chargino and neutralino when these particles decay leptonically into three charged leptons and two neutralinos $\tilde{\chi}_1^0$ which escape the detection causing a significant missing transverse energy in the event. This channel is reckoned as the Golden Mode for SUSY at a hadron collider. The analysis proceeds as a counting experiment by comparing the SM prediction to the observed data in kinematic regions where the SUSY signal is expected to be negligible (“control regions”). It is performed as a “blind” analysis. “Blind” analysis means that the region of the data where the SUSY signal is enhanced with respect to the SM background (“signal region”) is investigated only if the agreement between the expectation and the observation is yielded in the control regions.

2 Production and decay at the Tevatron

The $\tilde{\chi}_1^\pm \tilde{\chi}_2^0$ associated production is expected to occur via two modes which interfere destructively: a dominant s-mode, through virtual W exchange and a suppressed t-mode, through virtual squark exchange. The charginos and neutralinos can decay into charged leptons via virtual sleptons or virtual W/Z, as for instance $\tilde{\chi}_1^\pm \rightarrow W^* \tilde{\chi}_1^0 \rightarrow \ell \nu \tilde{\chi}_1^0$. The mSUGRA benchmark point selected for performing the analysis corresponds to a chargino mass at the boundary of the LEP II exclusion limit ^a. The next-to-leading production cross section calculated with the algorithm Prospino ² is $\sigma_{\tilde{\chi}_1^\pm \tilde{\chi}_2^0} = 0.642$ pb. The fully leptonic branching ratio obtained with the Monte Carlo Event Generator PYTHIA ³ is 0.25.

3 Search at CDF

The CDF ⁴ Collaboration is currently pursuing the search in three different channels for maximizing the acceptance: two analyses (referred as “trilepton” analyses) require three central leptons ^b ($|\eta| < 1.0$) with transverse momentum $p_T > 20, 8$ and 5 GeV/c; the highest p_T leptons are constrained to be same flavor leptons. The third analysis (referred as ‘dielectron+track’ analysis) is based on two central electrons accompanied by an isolated track. The tripleton analyses investigate the CDF dataset collected via the single lepton trigger (lepton $p_T > 18$ GeV/c), which grants high acceptance to decays of massive supersymmetric particles leading to high p_T leptons. The dielectron+track analysis is sensitive to leptons from τ decay which typically populate the low p_T region; therefore, the dataset collected via the dielectron trigger (electron $p_T > 4$ GeV/c) is the most appropriate. Several SM processes yield the same signature as the SUSY signal, that is three spatially separated leptons and significant MET. The SM backgrounds may depend on the channel under investigation ($\mu\mu + e/\mu$, $ee + \mu/e$, $ee + track$) and specific selection criteria are applied accordingly. The major background derives from Drell Yan production where the third lepton in the event originates from photon conversions or from hadrons misidentified as leptons; the leading leptons, distributed at high azimuthal angles, are expected to exhibit large p_T and high invariant mass. The MET in the event may be significant and aligned to any of the leptons due to detector resolution effects. Diboson events constitute a minor irreducible background whereas the smallest background is due to fully leptonic decay of heavy flavor. $t\bar{t}$ and $b\bar{b}/c\bar{c}$ events are discriminated from the SUSY signal for the large jet activity; in particular for $b\bar{b}/c\bar{c}$ production, the leptons carry low p_T and appear non isolated in the calorimeter. The SM processes listed above (except for the Drell Yan production associated to a misidentified lepton) are generated with PYTHIA and MADGRAPH ⁵ Monte Carlo event generators and processed

^aThe mass of the chargino is $m_{\tilde{\chi}_1^\pm} = 113$ GeV/c². The corresponding mSUGRA parameters are the following: $m_{1/2} = 180$ GeV/c²; $m_0 = 100$ GeV/c²; $\tan\beta = 5$; $\mu > 0$; $A_0 = 0$.

^bIn the following we use lepton for electron or muon and MET for Missing Transverse Energy.

Selection Criteria	SM background	Analysis
$15 < m_{\mu\mu} < 76 \text{ GeV}/c^2, m_{\mu\mu} > 106 \text{ GeV}/c^2$	Resonances (J/ Ψ , Υ , Z)	$\mu\mu + e/\mu, ee + \mu/e, ee + track$
$\Delta\phi_{ee} < 2.9 \text{ rad}$	Drell Yan	$ee + \mu/e, ee + track$
MET > 15 GeV	Drell Yan	$\mu\mu + e/\mu, ee + \mu/e, ee + track$
$N_{jet} < 2, jet E_T > 20 \text{ GeV}$	$t\bar{t}, b\bar{b}/c\bar{c}$	$\mu\mu + e/\mu, ee + \mu/e$
$\sum_{jets} E_T < 80 \text{ GeV}, jet E_T > 20 \text{ GeV}$	$t\bar{t}, b\bar{b}/c\bar{c}$	$ee + track$
$m_T^{e,MET} > 10 \text{ GeV}$	Instrumental background	$ee + track$

Table 1: Event selection criteria (left column) applied to suppress the SM background (middle column) for the different analyses (right column).

through the full detector simulation to measure the acceptance. The estimation of the Drell Yan production associated to a misidentified lepton depends on the analysis. In case of the trilepton analyses, the misidentification probability is measured in a dataset depleted of real leptons and applied to the dataset of interest. In the dielectron+track analysis, the misidentification probability of the isolated track is extracted from Z events in data and used to weight the Drell Yan Monte Carlo to emulate the contribution on a wide mass spectrum. The selection criteria^c applied to suppress the SM background are summarized in Table 1. In terms on these, up to seventeen control regions are assigned and each control region is mainly dominated by a single SM process. We observe good agreement between prediction and data in the control regions, as shown in Figure 1 to Figure 6. The signal region, defined as the set of events satisfying the selection in Table 1, is therefore explored. The main systematic uncertainties can be divided into uncertainties on the SUSY signal, uncertainties on the background and uncertainties common to both. As far as the background is concerned, the largest systematic uncertainties in the electron and muon channels are respectively the uncertainty on the jet energy scale (30%) and the uncertainty on the muon transverse momentum (7%). An additional 5% uncertainty in the trilepton analyses derives from the lepton misidentification probability. The largest systematic uncertainty on the SUSY signal prediction comes from the theoretical calculation of the production cross section (7%). The 6% uncertainty from the measurement of the integrated luminosity affects both the SUSY signal prediction and the SM background prediction. The total uncertainty on the signal (background) acceptance adds up to 11% (12%) and 8% (26%) in the $\mu\mu + e/\mu$ and $ee + \mu/e$ channel respectively. In the dielectron+track analysis, the total statistical and systematic uncertainty is 14% (75%) for the signal (background) prediction. Both electron channels suffer a large systematic uncertainty on the jet energy scale which is less relevant for the muon channel as events with jets are mainly rejected by a preselection cut ($20 < \Delta\phi_{MET-jet} < 160^\circ$). In the trilepton analyses we expect $0.09 \pm 0.03_{\text{STAT+SYS}}$ SM events in the muon channel and $0.17 \pm 0.05_{\text{STAT+SYS}}$ SM events in the electron channel. In the dielectron+track analysis we expect $0.36 \pm 0.27_{\text{STAT+SYS}}$ SM events. The estimated number of events from the SUSY signal is $0.37 \pm 0.05_{\text{STAT+SYS}}$ and $0.49 \pm 0.05_{\text{STAT+SYS}}$ for the muon and electron trilepton analysis, and $0.36 \pm 0.27_{\text{STAT+SYS}}$ for the dielectron+track analysis. These quotes refer to a luminosity of 346 pb^{-1} for the trilepton analyses and 224 pb^{-1} for the dielectron+track analysis, as shown in Tab. 2 to Tab. 4. In the trilepton analyses we observe 0 events in both the $\mu\mu + e/\mu$ and the $ee + \mu/e$ channel. In the dielectron+track analysis we observe 2 events.

^cThe selection criteria are optimized to gain the highest reach defined as $\frac{S}{\sqrt{B}}$.

Process	Number of events (346 pb ⁻¹)
Diboson	0.043 ± 0.003
Heavy Flavor	0.0 ± 0.004
Fake Leptons	0.010 ± 0.005
Drell Yan	0.035 ± 0.035
TOTAL BACKGROUND	0.09 ± 0.03
SUSY	0.37 ± 0.03
DATA	0

Table 2: Expected number of signal, background and observed events in 346 pb⁻¹ for the trilepton $\mu\mu + \mu/e$ analysis. The uncertainty includes statistical uncertainty.

Process	Number of events (346 pb ⁻¹)
Diboson	0.065 ± 0.013
Heavy Flavor	0.007 ± 0.004
Fake Leptons	0.031 ± 0.015
Drell Yan	0.067 ± 0.035
TOTAL BACKGROUND	0.171 ± 0.052
SUSY	0.491 ± 0.050
DATA	0

Table 3: Expected number of signal, background and observed events in 346 pb⁻¹ for the trilepton $ee + \mu/e$ analysis. The total uncertainty is quoted.

Process	Number of events (224 pb ⁻¹)
WW + ZZ/Z γ	0.062 ± 0.023
WZ/W γ	0.032 ± 0.005
$t\bar{t}$	0.010 ± 0.007
Heavy Flavor	0.0 ± 0.21
Drell Yan	0.25 ± 0.17
TOTAL BACKGROUND	0.36 ± 0.27
SUSY	0.480 ± 0.066
DATA	2

Table 4: Expected number of signal, background and observed events in 224 pb⁻¹ for the dielectron analysis. The total uncertainty is quoted.

4 Conclusions

A search for the associated production of chargino and neutralino with subsequent leptonic decay is performed as a “blind” analysis in the final state with three leptons and significant missing transverse energy. The analysis is carried out in 224-346 pb⁻¹ of data collected by the CDF experiment during the Tevatron Run II. In the selected events, the prediction of the Standard Model background is in agreement with the observed data. No evidence of chargino and neutralino production at the kinematically allowed masses is claimed.

References

1. S. P. Martin, “A supersymmetry primer”, hep-ph/9709356.
2. W. Beenakker et al., “A program for the production of supersymmetric particles in next-to-leading order QCD”, hep-ph/9611232.
3. T. Sjostrand, L. Lonnblad, S. Mrenna and P. Skands, “PYTHIA 6.3 physics and manual”, hep-ph/0308153.
4. The CDF Collaboration, “The CDF-II Detector Technical Design Report”, Fermilab-Pub-96/390E.
5. F. Maltoni and T. Stelzer, hep-ph/0208156.

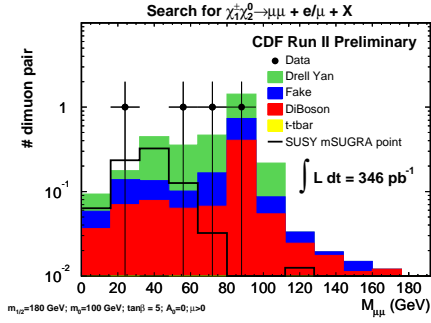


Figure 1: Invariant mass distribution of opposite sign muons in tripleton events ($\mu\mu + e/\mu$)

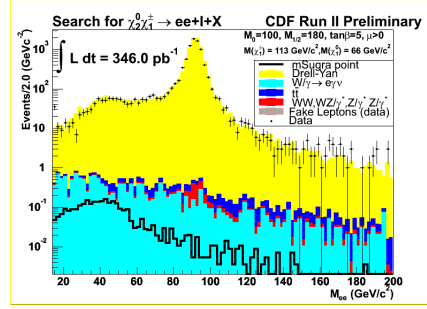


Figure 2: Invariant mass distribution of opposite sign electrons in dielectron events ($ee + \mu/e$)

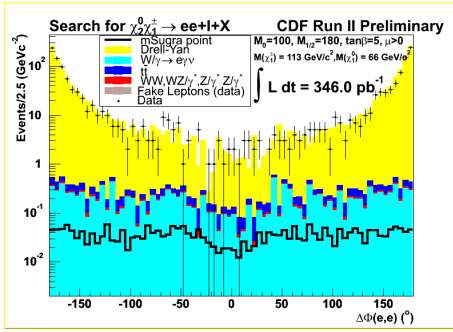


Figure 3: $\Delta\phi_{e^+e^-}$ in dielectron events with $M_{e^+e^-}$ in the allowed window ($ee + \mu/e$)

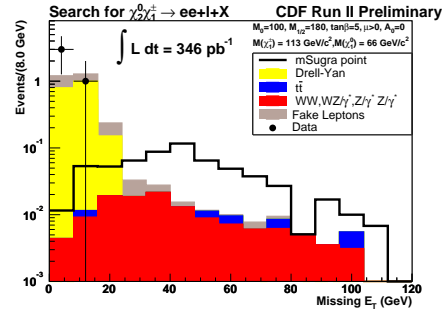


Figure 4: MET in the “signal” region ($ee + \mu/e$)

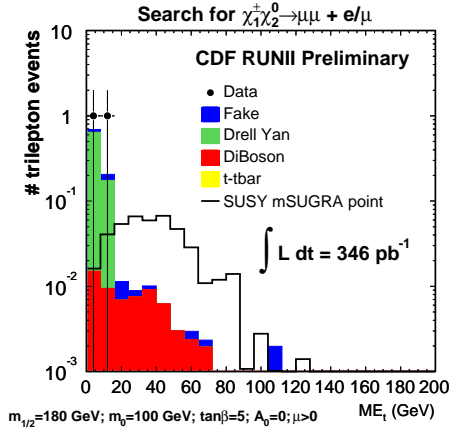


Figure 5: MET in the “signal” region ($\mu\mu + e/\mu$)

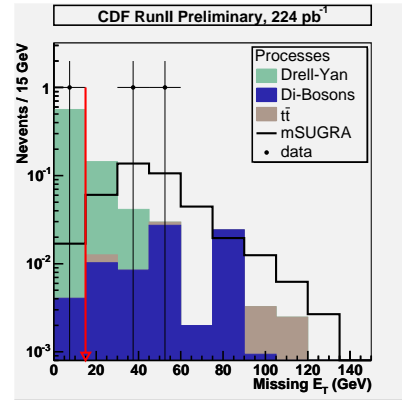


Figure 6: MET in the “signal” region ($ee + track$)