

# Observation of Direct $CP$ -Violation in $B^0 \rightarrow \pi^+\pi^-$ Decays with 535 Million $B\bar{B}$ Pairs

K. Abe,<sup>9</sup> K. Abe,<sup>49</sup> I. Adachi,<sup>9</sup> H. Aihara,<sup>51</sup> D. Anipko,<sup>1</sup> K. Aoki,<sup>25</sup> T. Arakawa,<sup>32</sup>  
 K. Arinstein,<sup>1</sup> Y. Asano,<sup>56</sup> T. Aso,<sup>55</sup> V. Aulchenko,<sup>1</sup> T. Aushev,<sup>21</sup> T. Aziz,<sup>47</sup> S. Bahinipati,<sup>4</sup>  
 A. M. Bakich,<sup>46</sup> V. Balagura,<sup>15</sup> Y. Ban,<sup>37</sup> S. Banerjee,<sup>47</sup> E. Barberio,<sup>24</sup> M. Barbero,<sup>8</sup>  
 A. Bay,<sup>21</sup> I. Bedny,<sup>1</sup> K. Belous,<sup>14</sup> U. Bitenc,<sup>16</sup> I. Bizjak,<sup>16</sup> S. Blyth,<sup>27</sup> A. Bondar,<sup>1</sup>  
 A. Bozek,<sup>30</sup> M. Bračko,<sup>23,16</sup> J. Brodzicka,<sup>9,30</sup> T. E. Browder,<sup>8</sup> M.-C. Chang,<sup>50</sup> P. Chang,<sup>29</sup>  
 Y. Chao,<sup>29</sup> A. Chen,<sup>27</sup> K.-F. Chen,<sup>29</sup> W. T. Chen,<sup>27</sup> B. G. Cheon,<sup>3</sup> R. Chistov,<sup>15</sup>  
 J. H. Choi,<sup>18</sup> S.-K. Choi,<sup>7</sup> Y. Choi,<sup>45</sup> Y. K. Choi,<sup>45</sup> A. Chuvikov,<sup>39</sup> S. Cole,<sup>46</sup> J. Dalseno,<sup>24</sup>  
 M. Danilov,<sup>15</sup> M. Dash,<sup>57</sup> R. Dowd,<sup>24</sup> J. Dragic,<sup>9</sup> A. Drutskoy,<sup>4</sup> S. Eidelman,<sup>1</sup> Y. Enari,<sup>25</sup>  
 D. Epifanov,<sup>1</sup> S. Fratina,<sup>16</sup> H. Fujii,<sup>9</sup> M. Fujikawa,<sup>26</sup> N. Gabyshev,<sup>1</sup> A. Garmash,<sup>39</sup>  
 T. Gershon,<sup>9</sup> A. Go,<sup>27</sup> G. Gokhroo,<sup>47</sup> P. Goldenzweig,<sup>4</sup> B. Golob,<sup>22,16</sup> A. Gorišek,<sup>16</sup>  
 M. Grosse Perdekamp,<sup>11,40</sup> H. Guler,<sup>8</sup> H. Ha,<sup>18</sup> J. Haba,<sup>9</sup> K. Hara,<sup>25</sup> T. Hara,<sup>35</sup>  
 Y. Hasegawa,<sup>44</sup> N. C. Hastings,<sup>51</sup> K. Hayasaka,<sup>25</sup> H. Hayashii,<sup>26</sup> M. Hazumi,<sup>9</sup>  
 D. Heffernan,<sup>35</sup> T. Higuchi,<sup>9</sup> L. Hinz,<sup>21</sup> T. Hokuue,<sup>25</sup> Y. Hoshi,<sup>49</sup> K. Hoshina,<sup>54</sup> S. Hou,<sup>27</sup>  
 W.-S. Hou,<sup>29</sup> Y. B. Hsiung,<sup>29</sup> Y. Igarashi,<sup>9</sup> T. Iijima,<sup>25</sup> K. Ikado,<sup>25</sup> A. Imoto,<sup>26</sup> K. Inami,<sup>25</sup>  
 A. Ishikawa,<sup>51</sup> H. Ishino,<sup>52</sup> K. Itoh,<sup>51</sup> R. Itoh,<sup>9</sup> M. Iwabuchi,<sup>6</sup> M. Iwasaki,<sup>51</sup> Y. Iwasaki,<sup>9</sup>  
 C. Jacoby,<sup>21</sup> M. Jones,<sup>8</sup> H. Kakuno,<sup>51</sup> J. H. Kang,<sup>58</sup> J. S. Kang,<sup>18</sup> P. Kapusta,<sup>30</sup>  
 S. U. Kataoka,<sup>26</sup> N. Katayama,<sup>9</sup> H. Kawai,<sup>2</sup> T. Kawasaki,<sup>32</sup> H. R. Khan,<sup>52</sup> A. Kibayashi,<sup>52</sup>  
 H. Kichimi,<sup>9</sup> N. Kikuchi,<sup>50</sup> H. J. Kim,<sup>20</sup> H. O. Kim,<sup>45</sup> J. H. Kim,<sup>45</sup> S. K. Kim,<sup>43</sup>  
 T. H. Kim,<sup>58</sup> Y. J. Kim,<sup>6</sup> K. Kinoshita,<sup>4</sup> N. Kishimoto,<sup>25</sup> S. Korpar,<sup>23,16</sup> Y. Kozakai,<sup>25</sup>  
 P. Križan,<sup>22,16</sup> P. Krokovny,<sup>9</sup> T. Kubota,<sup>25</sup> R. Kulasiri,<sup>4</sup> R. Kumar,<sup>36</sup> C. C. Kuo,<sup>27</sup>  
 E. Kurihara,<sup>2</sup> A. Kusaka,<sup>51</sup> A. Kuzmin,<sup>1</sup> Y.-J. Kwon,<sup>58</sup> J. S. Lange,<sup>5</sup> G. Leder,<sup>13</sup> J. Lee,<sup>43</sup>  
 S. E. Lee,<sup>43</sup> Y.-J. Lee,<sup>29</sup> T. Lesiak,<sup>30</sup> J. Li,<sup>8</sup> A. Limosani,<sup>9</sup> C. Y. Lin,<sup>29</sup> S.-W. Lin,<sup>29</sup>  
 Y. Liu,<sup>6</sup> D. Liventsev,<sup>15</sup> J. MacNaughton,<sup>13</sup> G. Majumder,<sup>47</sup> F. Mandl,<sup>13</sup> D. Marlow,<sup>39</sup>  
 T. Matsumoto,<sup>53</sup> A. Matyja,<sup>30</sup> S. McOnie,<sup>46</sup> T. Medvedeva,<sup>15</sup> Y. Mikami,<sup>50</sup> W. Mitaroff,<sup>13</sup>  
 K. Miyabayashi,<sup>26</sup> H. Miyake,<sup>35</sup> H. Miyata,<sup>32</sup> Y. Miyazaki,<sup>25</sup> R. Mizuk,<sup>15</sup> D. Mohapatra,<sup>57</sup>  
 G. R. Moloney,<sup>24</sup> T. Mori,<sup>52</sup> J. Mueller,<sup>38</sup> A. Murakami,<sup>41</sup> T. Nagamine,<sup>50</sup> Y. Nagasaka,<sup>10</sup>  
 T. Nakagawa,<sup>53</sup> Y. Nakahama,<sup>51</sup> I. Nakamura,<sup>9</sup> E. Nakano,<sup>34</sup> M. Nakao,<sup>9</sup> H. Nakazawa,<sup>9</sup>  
 Z. Natkaniec,<sup>30</sup> K. Neichi,<sup>49</sup> S. Nishida,<sup>9</sup> K. Nishimura,<sup>8</sup> O. Nitoh,<sup>54</sup> S. Noguchi,<sup>26</sup>  
 T. Nozaki,<sup>9</sup> A. Ogawa,<sup>40</sup> S. Ogawa,<sup>48</sup> T. Ohshima,<sup>25</sup> T. Okabe,<sup>25</sup> S. Okuno,<sup>17</sup> S. L. Olsen,<sup>8</sup>  
 S. Ono,<sup>52</sup> W. Ostrowicz,<sup>30</sup> H. Ozaki,<sup>9</sup> P. Pakhlov,<sup>15</sup> G. Pakhlova,<sup>15</sup> H. Palka,<sup>30</sup>  
 C. W. Park,<sup>45</sup> H. Park,<sup>20</sup> K. S. Park,<sup>45</sup> N. Parslow,<sup>46</sup> L. S. Peak,<sup>46</sup> M. Pernicka,<sup>13</sup>  
 R. Pestotnik,<sup>16</sup> M. Peters,<sup>8</sup> L. E. Piilonen,<sup>57</sup> A. Poluektov,<sup>1</sup> F. J. Ronga,<sup>9</sup> N. Root,<sup>1</sup>  
 J. Rorie,<sup>8</sup> M. Rozanska,<sup>30</sup> H. Sahoo,<sup>8</sup> S. Saitoh,<sup>9</sup> Y. Sakai,<sup>9</sup> H. Sakamoto,<sup>19</sup> H. Sakaue,<sup>34</sup>  
 T. R. Sarangi,<sup>6</sup> N. Sato,<sup>25</sup> N. Satoyama,<sup>44</sup> K. Sayeed,<sup>4</sup> T. Schietinger,<sup>21</sup> O. Schneider,<sup>21</sup>  
 P. Schönmeier,<sup>50</sup> J. Schümann,<sup>28</sup> C. Schwanda,<sup>13</sup> A. J. Schwartz,<sup>4</sup> R. Seidl,<sup>11,40</sup> T. Seki,<sup>53</sup>  
 K. Senyo,<sup>25</sup> M. E. Sevier,<sup>24</sup> M. Shapkin,<sup>14</sup> Y.-T. Shen,<sup>29</sup> H. Shibuya,<sup>48</sup> B. Shwartz,<sup>1</sup>  
 V. Sidorov,<sup>1</sup> J. B. Singh,<sup>36</sup> A. Sokolov,<sup>14</sup> A. Somov,<sup>4</sup> N. Soni,<sup>36</sup> R. Stamen,<sup>9</sup> S. Stanić,<sup>33</sup>  
 M. Starić,<sup>16</sup> H. Stoeck,<sup>46</sup> A. Sugiyama,<sup>41</sup> K. Sumisawa,<sup>9</sup> T. Sumiyoshi,<sup>53</sup> S. Suzuki,<sup>41</sup>  
 S. Y. Suzuki,<sup>9</sup> O. Tajima,<sup>9</sup> N. Takada,<sup>44</sup> F. Takasaki,<sup>9</sup> K. Tamai,<sup>9</sup> N. Tamura,<sup>32</sup>

K. Tanabe,<sup>51</sup> M. Tanaka,<sup>9</sup> G. N. Taylor,<sup>24</sup> Y. Teramoto,<sup>34</sup> X. C. Tian,<sup>37</sup> I. Tikhomirov,<sup>15</sup>  
 K. Trabelsi,<sup>9</sup> Y. T. Tsai,<sup>29</sup> Y. F. Tse,<sup>24</sup> T. Tsuboyama,<sup>9</sup> T. Tsukamoto,<sup>9</sup> K. Uchida,<sup>8</sup>  
 Y. Uchida,<sup>6</sup> S. Uehara,<sup>9</sup> T. Uglov,<sup>15</sup> K. Ueno,<sup>29</sup> Y. Unno,<sup>9</sup> S. Uno,<sup>9</sup> P. Urquijo,<sup>24</sup>  
 Y. Ushiroda,<sup>9</sup> Y. Usov,<sup>1</sup> G. Varner,<sup>8</sup> K. E. Varvell,<sup>46</sup> S. Villa,<sup>21</sup> C. C. Wang,<sup>29</sup>  
 C. H. Wang,<sup>28</sup> M.-Z. Wang,<sup>29</sup> M. Watanabe,<sup>32</sup> Y. Watanabe,<sup>52</sup> J. Wicht,<sup>21</sup> L. Widhalm,<sup>13</sup>  
 J. Wiechczynski,<sup>30</sup> E. Won,<sup>18</sup> C.-H. Wu,<sup>29</sup> Q. L. Xie,<sup>12</sup> B. D. Yabsley,<sup>46</sup> A. Yamaguchi,<sup>50</sup>  
 H. Yamamoto,<sup>50</sup> S. Yamamoto,<sup>53</sup> Y. Yamashita,<sup>31</sup> M. Yamauchi,<sup>9</sup> Heyoung Yang,<sup>43</sup>  
 S. Yoshino,<sup>25</sup> Y. Yuan,<sup>12</sup> Y. Yusa,<sup>57</sup> S. L. Zang,<sup>12</sup> C. C. Zhang,<sup>12</sup> J. Zhang,<sup>9</sup>  
 L. M. Zhang,<sup>42</sup> Z. P. Zhang,<sup>42</sup> V. Zhilich,<sup>1</sup> T. Ziegler,<sup>39</sup> A. Zupanc,<sup>16</sup> and D. Zürcher<sup>21</sup>

(The Belle Collaboration)

<sup>1</sup>*Budker Institute of Nuclear Physics, Novosibirsk*

<sup>2</sup>*Chiba University, Chiba*

<sup>3</sup>*Chonnam National University, Kwangju*

<sup>4</sup>*University of Cincinnati, Cincinnati, Ohio 45221*

<sup>5</sup>*University of Frankfurt, Frankfurt*

<sup>6</sup>*The Graduate University for Advanced Studies, Hayama*

<sup>7</sup>*Gyeongsang National University, Chinju*

<sup>8</sup>*University of Hawaii, Honolulu, Hawaii 96822*

<sup>9</sup>*High Energy Accelerator Research Organization (KEK), Tsukuba*

<sup>10</sup>*Hiroshima Institute of Technology, Hiroshima*

<sup>11</sup>*University of Illinois at Urbana-Champaign, Urbana, Illinois 61801*

<sup>12</sup>*Institute of High Energy Physics,*

*Chinese Academy of Sciences, Beijing*

<sup>13</sup>*Institute of High Energy Physics, Vienna*

<sup>14</sup>*Institute of High Energy Physics, Protvino*

<sup>15</sup>*Institute for Theoretical and Experimental Physics, Moscow*

<sup>16</sup>*J. Stefan Institute, Ljubljana*

<sup>17</sup>*Kanagawa University, Yokohama*

<sup>18</sup>*Korea University, Seoul*

<sup>19</sup>*Kyoto University, Kyoto*

<sup>20</sup>*Kyungpook National University, Taegu*

<sup>21</sup>*Swiss Federal Institute of Technology of Lausanne, EPFL, Lausanne*

<sup>22</sup>*University of Ljubljana, Ljubljana*

<sup>23</sup>*University of Maribor, Maribor*

<sup>24</sup>*University of Melbourne, Victoria*

<sup>25</sup>*Nagoya University, Nagoya*

<sup>26</sup>*Nara Women's University, Nara*

<sup>27</sup>*National Central University, Chung-li*

<sup>28</sup>*National United University, Miao Li*

<sup>29</sup>*Department of Physics, National Taiwan University, Taipei*

<sup>30</sup>*H. Niewodniczanski Institute of Nuclear Physics, Krakow*

<sup>31</sup>*Nippon Dental University, Niigata*

<sup>32</sup>*Niigata University, Niigata*

<sup>33</sup>*University of Nova Gorica, Nova Gorica*

<sup>34</sup>*Osaka City University, Osaka*

<sup>35</sup>*Osaka University, Osaka*

- <sup>36</sup>*Panjab University, Chandigarh*  
<sup>37</sup>*Peking University, Beijing*  
<sup>38</sup>*University of Pittsburgh, Pittsburgh, Pennsylvania 15260*  
<sup>39</sup>*Princeton University, Princeton, New Jersey 08544*  
<sup>40</sup>*RIKEN BNL Research Center, Upton, New York 11973*  
<sup>41</sup>*Saga University, Saga*  
<sup>42</sup>*University of Science and Technology of China, Hefei*  
<sup>43</sup>*Seoul National University, Seoul*  
<sup>44</sup>*Shinshu University, Nagano*  
<sup>45</sup>*Sungkyunkwan University, Suwon*  
<sup>46</sup>*University of Sydney, Sydney NSW*  
<sup>47</sup>*Tata Institute of Fundamental Research, Bombay*  
<sup>48</sup>*Toho University, Funabashi*  
<sup>49</sup>*Tohoku Gakuin University, Tagajo*  
<sup>50</sup>*Tohoku University, Sendai*  
<sup>51</sup>*Department of Physics, University of Tokyo, Tokyo*  
<sup>52</sup>*Tokyo Institute of Technology, Tokyo*  
<sup>53</sup>*Tokyo Metropolitan University, Tokyo*  
<sup>54</sup>*Tokyo University of Agriculture and Technology, Tokyo*  
<sup>55</sup>*Toyama National College of Maritime Technology, Toyama*  
<sup>56</sup>*University of Tsukuba, Tsukuba*  
<sup>57</sup>*Virginia Polytechnic Institute and State University, Blacksburg, Virginia 24061*  
<sup>58</sup>*Yonsei University, Seoul*

## Abstract

We present a new measurement of the time-dependent  $CP$ -violating parameters in  $B^0 \rightarrow \pi^+\pi^-$  decays using a data sample that contains  $535 \times 10^6$   $B\bar{B}$  pairs collected with the Belle detector at the KEKB asymmetric-energy  $e^+e^-$  collider operating at the  $\Upsilon(4S)$  resonance. We reconstruct one neutral  $B$  meson as a  $\pi^+\pi^-$   $CP$  eigenstate and identify the flavor of the accompanying  $B$  meson from its decay products. We find  $1464 \pm 65$   $B^0 \rightarrow \pi^+\pi^-$  events and perform an unbinned maximum likelihood fit to the distribution of the proper-time differences between the two  $B$  meson decays. The fit yields the  $CP$ -violating parameters:  $\mathcal{S}_{\pi\pi} = -0.61 \pm 0.10(\text{stat}) \pm 0.04(\text{syst})$  and  $\mathcal{A}_{\pi\pi} = +0.55 \pm 0.08(\text{stat}) \pm 0.05(\text{syst})$ . Large direct  $CP$ -violation is observed with a significance greater than 5.5 standard deviations for any  $\mathcal{S}_{\pi\pi}$  value. Using isospin relations, we exclude the CKM angle  $\phi_2$  range of  $9^\circ < \phi_2 < 81^\circ$  at the 95.4% confidence level.

PACS numbers: 11.30.Er, 12.15.Hh, 13.25.Hw, 14.40.Nd

It was pointed out by Kobayashi and Maskawa (KM) that  $CP$  violation arises from an irreducible complex phase in the weak-interaction quark mixing matrix in the standard model [1]. The  $CP$ -violating parameters in the decays of  $B^0 \rightarrow \pi^+\pi^-$  [2] are sensitive to one of the weak phases,  $\phi_2$  [3]. The Belle and BaBar Collaborations have measured  $\phi_2$ , and obtained results consistent with the KM expectation [4],[5]. Further accurate measurements of  $\phi_2$  will give a crucial test of the unitarity of the KM matrix. In this report, we present an improved measurement of  $CP$ -violating parameters in the  $B^0 \rightarrow \pi^+\pi^-$  decay and a constraint on  $\phi_2$ .

In the decay chain of  $\Upsilon(4S) \rightarrow B^0\bar{B}^0$ , the time-dependent  $CP$ -violating parameters are measured using a proper time difference of two neutral  $B$  mesons [6], one decaying at time  $t_{\pi\pi}$  to  $\pi^+\pi^-$  and the other decaying at time  $t_{\text{tag}}$  to a final state  $f_{\text{tag}}$  that distinguishes its flavor. The time-dependent decay rate is given by:

$$\mathcal{P}_{\pi\pi}^q(\Delta t) = \frac{e^{-|\Delta t|/\tau_{B^0}}}{4\tau_{B^0}} [1 + q \cdot \{\mathcal{S}_{\pi\pi} \sin(\Delta m_d \Delta t) + \mathcal{A}_{\pi\pi} \cos(\Delta m_d \Delta t)\}], \quad (1)$$

where  $\tau_{B^0}$  is the  $B^0$  lifetime,  $\Delta m_d$  is the mass difference between the two  $B$  mass eigenstates,  $\Delta t = t_{\pi\pi} - t_{\text{tag}}$ , and  $q = +1(-1)$  for  $f_{\text{tag}} = B^0(\bar{B}^0)$ .  $\mathcal{S}_{\pi\pi}$  and  $\mathcal{A}_{\pi\pi}$  are the mixing-induced and direct  $CP$ -violating parameters, respectively.

We would have  $\mathcal{S}_{\pi\pi} = \sin 2\phi_2$  and  $\mathcal{A}_{\pi\pi} = 0$  if the  $b \rightarrow u$  “tree” transition is dominant in the decay. However, the gluonic  $b \rightarrow d$  “penguin” transitions, having different weak and strong phases, may also contribute. As a result,  $\mathcal{S}_{\pi\pi}$  may differ from  $\sin 2\phi_2$ , and direct  $CP$  violation, characterized by non-zero  $\mathcal{A}_{\pi\pi}$ , may occur. Large  $\mathcal{S}_{\pi\pi}$  and  $\mathcal{A}_{\pi\pi}$  values were measured by the Belle Collaboration based on a data sample containing  $275 \times 10^6 B\bar{B}$  pairs [4], while the BaBar Collaboration found no  $CP$  asymmetry [5]. Therefore it is important to measure the  $CP$ -violating parameters in  $B^0 \rightarrow \pi^+\pi^-$  decays with increased statistics.

The measurement in this report is based on a data sample containing  $535 \times 10^6 B\bar{B}$  pairs collected with the Belle detector at the KEKB  $e^+e^-$  asymmetric-energy (3.5 on 8 GeV) collider [7] operating at the  $\Upsilon(4S)$  resonance. The  $\Upsilon(4S)$  is produced with a Lorentz boost factor of  $\beta\gamma = 0.425$  along the  $z$  axis, which is antiparallel to the positron beam direction. Since the two  $B$  mesons are produced nearly at rest in the  $\Upsilon(4S)$  center-of-mass system (CMS), the decay time difference  $\Delta t$  is determined from the distance between the two  $B$  meson decay positions along the  $z$ -direction ( $\Delta z$ ):  $\Delta t \cong \Delta z/c\beta\gamma$ , where  $c$  is the velocity of light.

The Belle detector [8] is a large-solid-angle magnetic spectrometer that consists of a silicon vertex detector, a 50-layer central drift chamber (CDC), an array of aerogel threshold Cherenkov counters (ACC), a barrel-like arrangement of time-of-flight scintillation counters, and an electromagnetic calorimeter comprised of CsI(Tl) crystals located inside a superconducting solenoid coil that provides a 1.5 T magnetic field. An iron flux-return located outside of the coil is instrumented to detect  $K_L^0$  mesons and to identify muons. A sample containing  $152 \times 10^6 B\bar{B}$  pairs was collected with a 2.0 cm radius beampipe and a 3-layer silicon vertex detector, while a sample with  $383 \times 10^6 B\bar{B}$  pairs was collected with a 1.5 cm radius beampipe, a 4-layer silicon detector, and a small-cell inner drift chamber [9].

We reconstruct  $B^0 \rightarrow \pi^+\pi^-$  candidates using oppositely charged track pairs. We select  $B$  meson candidates using the energy difference  $\Delta E \equiv E_B^* - E_{\text{beam}}^*$  and the beam-energy constrained mass  $M_{\text{bc}} \equiv \sqrt{(E_{\text{beam}}^*)^2 - (p_B^*)^2}$ , where  $E_{\text{beam}}^*$  is the CMS beam-energy, and  $E_B^*$  and  $p_B^*$  are the CMS energy and momentum of the  $B$  candidate. We define the signal region

as  $5.271 \text{ GeV}/c^2 < M_{bc} < 5.287 \text{ GeV}/c^2$  and  $|\Delta E| < 0.064 \text{ GeV}$ , which corresponds to  $\pm 3$  standard deviations ( $\sigma$ ) from the central values.

We identify the flavor of the accompanying  $B$  meson from inclusive properties of particles that are not associated with the reconstructed  $B^0 \rightarrow \pi^+\pi^-$  decay. We use  $q$  defined in Eq. (1) and  $r$  to represent the tagging information. The parameter  $r$  is an event-by-event Monte Carlo (MC) determined flavor-tagging dilution factor that ranges from  $r = 0$  for no flavor discrimination to  $r = 1$  for unambiguous flavor assignment. It is used only to sort data into six intervals. The wrong tag fractions for the six  $r$  intervals,  $w_l$  ( $l = 1, 6$ ), and the differences between  $B^0$  and  $\bar{B}^0$  decays,  $\Delta w_l$ , are determined from data [10].

To suppress the continuum background ( $e^+e^- \rightarrow q\bar{q}; q = u, d, s, c$ ), we form signal and background likelihood functions,  $\mathcal{L}_S$  and  $\mathcal{L}_{BG}$ , from the event topology and the  $B$  flight direction in the CMS with respect to the  $z$  axis, and impose requirements on the likelihood ratio  $LR = \mathcal{L}_S/(\mathcal{L}_S + \mathcal{L}_{BG})$  for the candidate events. We determine the  $LR$  threshold by optimizing the expected sensitivity using MC signal events and events in the sideband region in  $5.20 \text{ GeV}/c^2 < M_{bc} < 5.26 \text{ GeV}/c^2$  or  $+0.1 \text{ GeV} < \Delta E < +0.5 \text{ GeV}$ . We require thresholds of 0.50, 0.45, 0.45, 0.45, 0.45, and 0.20 for the six  $r$  intervals, respectively. The threshold varies with  $r$  since the separation of the continuum background from  $B$  signal depends on  $r$ . We further divide the data sample into two categories having  $LR$  above or below 0.85 to take into account the correlation between the continuum background  $\Delta E$  shape and  $LR$ . We thus have 12 distinct bins of  $LR$  vs.  $r$  for the selected events labeled  $\ell = 1 \dots 6$  ( $\ell = 7 \dots 12$ ) for the six  $r$  intervals with  $LR > 0.85$  ( $LR < 0.85$ ).

We extract signal candidates in the range of  $M_{bc} > 5.20 \text{ GeV}/c^2$  and  $-0.3 \text{ GeV} < \Delta E < +0.5 \text{ GeV}$  by applying the above requirements and the vertex reconstruction algorithm used in Ref. [11]. The selected data sample contains not only  $B^0 \rightarrow \pi^+\pi^-$  signal events but also  $B^0 \rightarrow K^+\pi^-$ , continuum and three-body  $B$  decay backgrounds. We estimate the signal and background yields with an unbinned extended maximum likelihood fit making use of  $\Delta E$ ,  $M_{bc}$  and the kaon identification probability  $x_{\pm} = \mathcal{L}_{K^{\pm}}/(\mathcal{L}_{K^{\pm}} + \mathcal{L}_{\pi^{\pm}})$  for the positive and negative charged tracks of  $B^0 \rightarrow \pi^+\pi^-$  candidates, where  $\mathcal{L}_{\pi^{\pm}}$  and  $\mathcal{L}_{K^{\pm}}$  are the likelihood values of the pion and kaon identification based on combined information from the ACC and the CDC  $dE/dx$  measurements.

We use a sum of two bifurcated Gaussians and a single Gaussian to model the  $\Delta E$  and  $M_{bc}$  shapes for  $B^0 \rightarrow \pi^+\pi^-$  and  $K^+\pi^-$ , respectively. The probability density function (PDF) of  $x_{\pm}$  for the signal and  $B^0 \rightarrow K^+\pi^-$  decays is obtained from a large data sample of inclusive  $D^* \rightarrow D\pi$ ,  $D \rightarrow K\pi$  decays. The yields of  $B^0 \rightarrow K^{\pm}\pi^{\mp}$  events are given as  $n_{K^{\pm}\pi^{\mp}} = n_{K\pi}(1 \mp \mathcal{A}_{K\pi})/2$ , where  $\mathcal{A}_{K\pi} = -0.115 \pm 0.018$  [12] is the direct  $CP$  asymmetry in  $B^0 \rightarrow K^+\pi^-$  decays. We fix the  $\mathcal{A}_{K\pi}$  value, and float the  $B^0 \rightarrow K^+\pi^-$  yield  $n_{K\pi}$  in the fit. For the signal and  $B^0 \rightarrow K^+\pi^-$  events, we use MC-determined event fractions in each  $LR$ - $r$  bin.

The continuum background shapes of  $\Delta E$  and  $M_{bc}$  are described by a second-order polynomial and an ARGUS function [13], respectively. We use  $qr$ -dependent two-dimensional ( $x_+, x_-$ ) PDFs for the continuum background to take into account the correlation between positive and negative charged tracks. All are determined from the sideband events.

For the three-body  $B$  decays, we employ a smoothed two-dimensional histogram obtained from a large MC sample for the  $\Delta E$ - $M_{bc}$  shape. The  $x_{\pm}$  PDFs are constructed using  $\mathcal{L}_{h^{\pm}}(h = \pi \text{ or } K)$  with the  $\Delta E$ -dependent kaon fraction determined from the MC sample.

A fit to all the data yields  $1464 \pm 65 \pi^+\pi^-$  and  $4603 \pm 105 K^+\pi^-$  events in the signal box, where the errors are statistical only. Extrapolating from the size of the continuum

background in this fit, we expect  $10764 \pm 33$  continuum events in the signal box. The contribution from three-body  $B$  decays is negligibly small in the signal box. Figure 1 shows the projection plots of  $\Delta E$  and  $M_{bc}$  for the candidate events with  $LR > 0.85$  and  $x_{\pm} < 0.4$ .

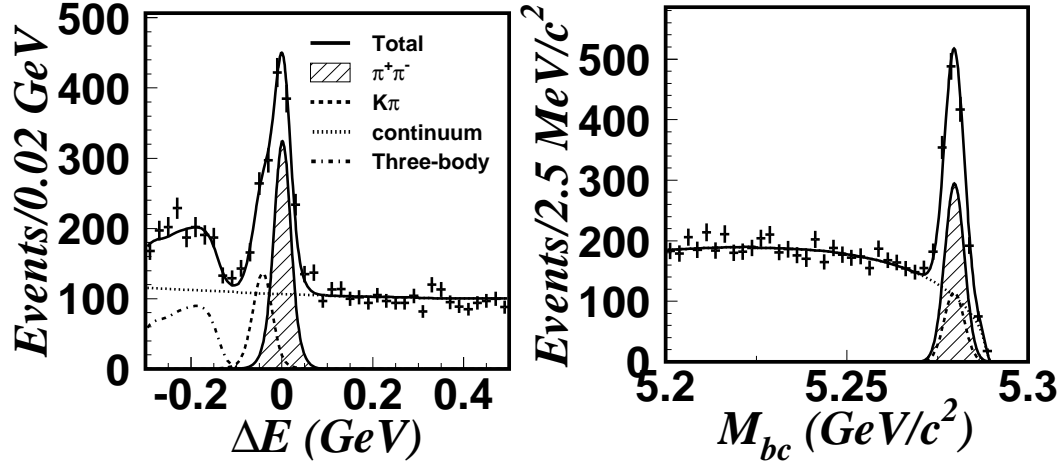


FIG. 1: Projected  $\Delta E$  ( $M_{bc}$ ) distribution in the  $M_{bc}$  ( $\Delta E$ ) signal region of  $B^0 \rightarrow \pi^+\pi^-$  candidates with  $LR > 0.85$  and  $x_{\pm} < 0.4$  for left (right) figure.

We determine  $\mathcal{S}_{\pi\pi}$  and  $\mathcal{A}_{\pi\pi}$  by applying an unbinned maximum likelihood fit to the  $\Delta t$  proper-time difference distribution. The distribution for the signal is given by Eq. (1) modified to incorporate the effect of incorrect flavor assignment  $w_l$  and  $\Delta w_l$ . It is then convolved with the proper time interval resolution function  $R_{\text{sig}}(\Delta t)$  to take into account the finite position resolution [14]. The final signal PDF is given by  $P_{\pi\pi}^q(\Delta t) = (1 - f_{\text{ol}})\mathcal{P}_{\pi\pi}^q(\Delta t) \otimes R_{\text{sig}}(\Delta t) + f_{\text{ol}}\mathcal{P}_{\text{ol}}(\Delta t)$ , where the outlier PDF  $\mathcal{P}_{\text{ol}}(\Delta t)$  accommodates a small fraction  $f_{\text{ol}}$  of events having large  $\Delta t$  values. The  $\Delta t$  distribution for  $B^0 \rightarrow K^{\pm}\pi^{\mp}$  is  $\mathcal{P}_{K^{\pm}\pi^{\mp}}^q(\Delta t) = (1/4\tau_{B^0})e^{-|\Delta t|/\tau_{B^0}}[1 - q\Delta w_l \mp q(1 - 2w_l)\cos(\Delta m_d\Delta t)]$ ; the corresponding PDF is  $P_{K^{\pm}\pi^{\mp}}^q(\Delta t) = (1 - f_{\text{ol}})\mathcal{P}_{K^{\pm}\pi^{\mp}}^q(\Delta t) \otimes R_{\text{sig}}(\Delta t) + f_{\text{ol}}\mathcal{P}_{\text{ol}}(\Delta t)$ . The continuum background distribution  $\mathcal{P}_{q\bar{q}}^q(\Delta t) = (1 + q\mathcal{A}_{q\bar{q}})/2\{(f_{\tau}/2\tau_{q\bar{q}})e^{-|\Delta t|/\tau_{q\bar{q}}} + (1 - f_{\tau})\delta(\Delta t)\}$  is convolved with a background resolution function  $R_{q\bar{q}}(\Delta t)$  and combined with the outlier PDF to give the continuum background PDF  $P_{q\bar{q}}^q(\Delta t)$ ; here  $f_{\tau}$  is the fraction of the background with effective lifetime  $\tau_{q\bar{q}}$ , and  $\delta(\Delta t)$  is the Dirac delta function. We use  $\mathcal{A}_{q\bar{q}} = 0$  as a default. This uncertainty in the background asymmetry is included in the systematic error for the  $\mathcal{S}_{\pi\pi}$  and  $\mathcal{A}_{\pi\pi}$  measurement. All parameters in  $\mathcal{P}_{q\bar{q}}^q(\Delta t)$  and  $R_{q\bar{q}}(\Delta t)$  are determined from the sideband events.

We define a likelihood value for the  $i$ -th event, which lies in the  $\ell$ -th bin of  $LR$  vs.  $r$ :

$$P_i = \sum_k n_k^{\ell} \mathcal{P}_k^{\ell}(\vec{x}_i) P_k^q(\Delta t_i). \quad (2)$$

Here  $n_k^{\ell}$  is the predetermined weight in  $LR$ - $r$  bin  $\ell$  for component  $k \in \{\pi^+\pi^-, K^+\pi^-, K^-\pi^+, q\bar{q}\}$ ;  $\mathcal{P}_k^{\ell}(\vec{x}_i)$  is the per-event probability for component  $k$  as a function of  $\vec{x} = (\Delta E, M_{bc}, x_+, x_-)$ ; and  $P_k^q(\Delta t_i)$  is the per-event probability for component  $k$  and tag flavor  $q$  as a function  $\Delta t$ . In the fit,  $\mathcal{S}_{\pi\pi}$  and  $\mathcal{A}_{\pi\pi}$  are the only free parameters and are determined by maximizing the likelihood function  $\mathcal{L} = \prod_i P_i$ , where the product is over all the  $B^0 \rightarrow \pi^+\pi^-$  candidates in the signal box.

The unbinned maximum likelihood fit to the 16831  $B^0 \rightarrow \pi^+\pi^-$  candidates in the signal box yields  $\mathcal{S}_{\pi\pi} = -0.61 \pm 0.10(\text{stat}) \pm 0.04(\text{syst})$  and  $\mathcal{A}_{\pi\pi} = +0.55 \pm 0.08(\text{stat}) \pm 0.05(\text{syst})$ .

The correlation between  $\mathcal{S}_{\pi\pi}$  and  $\mathcal{A}_{\pi\pi}$  is +0.15. Figures 2 (a) and (b) shows the background subtracted  $\Delta t$  distributions of the signal events with  $r > 0.5$  for  $q = \pm 1$  and the asymmetry  $\mathcal{A}_{CP}$  in each  $\Delta t$  bin, respectively, where  $\mathcal{A}_{CP} = (N_+ - N_-)/(N_+ + N_-)$  and  $N_{+(-)}$  is the number of signal events with  $q = +1(-1)$  obtained by a fit using four variables  $\vec{x}$  for each  $\Delta t$  bin.

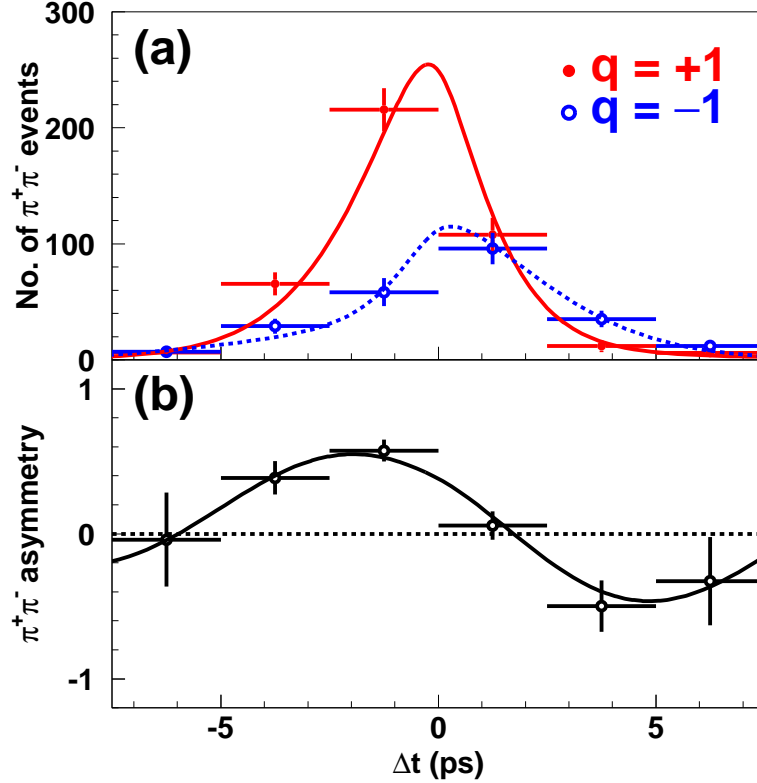


FIG. 2: (a)  $\Delta t$  distributions of  $B^0 \rightarrow \pi^+\pi^-$  signal events with  $r > 0.5$  after the background subtraction for  $q = \pm 1$  and (b) asymmetry  $\mathcal{A}_{CP}$  plot. The lines are the fitted result.

The main contributions to the systematic error are due to uncertainties in the vertex reconstruction ( $\pm 0.03$  for  $\mathcal{S}_{\pi\pi}$  and  $\pm 0.01$  for  $\mathcal{A}_{\pi\pi}$ ) and event fraction ( $\pm 0.01$  for  $\mathcal{S}_{\pi\pi}$  and  $\pm 0.04$  for  $\mathcal{A}_{\pi\pi}$ ): the latter includes the conservatively assigned background uncertainty of  $\mathcal{A}_{q\bar{q}} = \pm 0.02$ . We include the effect of tag side interference [15] on  $\mathcal{S}_{\pi\pi}$  ( $\pm 0.01$ ) and  $\mathcal{A}_{\pi\pi}$  ( $\pm 0.02$ ). Other sources of systematic error are the uncertainties in the wrong tag fraction ( $\pm 0.01$  for both  $\mathcal{S}_{\pi\pi}$  and  $\mathcal{A}_{\pi\pi}$ ), physics parameters ( $\tau_{B^0}$ ,  $\Delta m_d$  and  $\mathcal{A}_{K\pi}$ ) ( $< 0.01$  for both  $\mathcal{S}_{\pi\pi}$  and  $\mathcal{A}_{\pi\pi}$ ), resolution function ( $\pm 0.02$  for both  $\mathcal{S}_{\pi\pi}$  and  $\mathcal{A}_{\pi\pi}$ ), background  $\Delta t$  shape ( $< 0.01$  for both  $\mathcal{S}_{\pi\pi}$  and  $\mathcal{A}_{\pi\pi}$ ), and fit bias ( $\pm 0.01$  for both  $\mathcal{S}_{\pi\pi}$  and  $\mathcal{A}_{\pi\pi}$ ). We add each contribution in quadrature to obtain the total systematic error.

To validate our  $CP$ -violating parameter measurement, we check the measurement of  $\mathcal{A}_{\pi\pi}$  using a time-integrated fit, and obtain  $\mathcal{A}_{\pi\pi} = +0.56 \pm 0.10$ , consistent with the time-dependent fit results. We also check the direct  $CP$  asymmetry in  $B^0 \rightarrow K^+\pi^-$  events by floating  $\mathcal{A}_{K\pi}$  in the time-dependent fit, and obtain a value consistent with the world average. We perform the fit to various data subsets: a subset containing events with positive

(negative)  $\Delta E$  in which the  $B^0 \rightarrow K^+\pi^-$  contamination is suppressed (enriched), events with  $LR > 0.85$  ( $LR < 0.85$ ) where the continuum background fraction is suppressed (enriched), events with  $x_{\pm} < 0.4$  where the signal fraction is enhanced, and events in one of the six  $r$  bins having different wrong tag fractions. All the fits to the subsets yield  $CP$  asymmetries consistent with the nominal fit result. We also carry out a fit to the sideband events, and find no sizable asymmetry.

Figure 3 shows the  $\Delta E$  projection distributions for  $B^0 \rightarrow \pi^+\pi^-$  candidates with  $LR > 0.85$ ,  $r > 0.5$  and  $x_{\pm} < 0.4$  for (a)  $q = +1$  and (b)  $q = -1$  subsets in the  $M_{bc}$  signal region. An unbinned two-dimensional maximum likelihood fit to the  $q = +1$  ( $q = -1$ ) subset yields  $280 \pm 20$  ( $169 \pm 16$ )  $\pi^+\pi^-$  signal events; large direct  $CP$ -violation in  $B^0 \rightarrow \pi^+\pi^-$  decay is evident from the difference in the heights of the  $B^0 \rightarrow \pi^+\pi^-$  components.

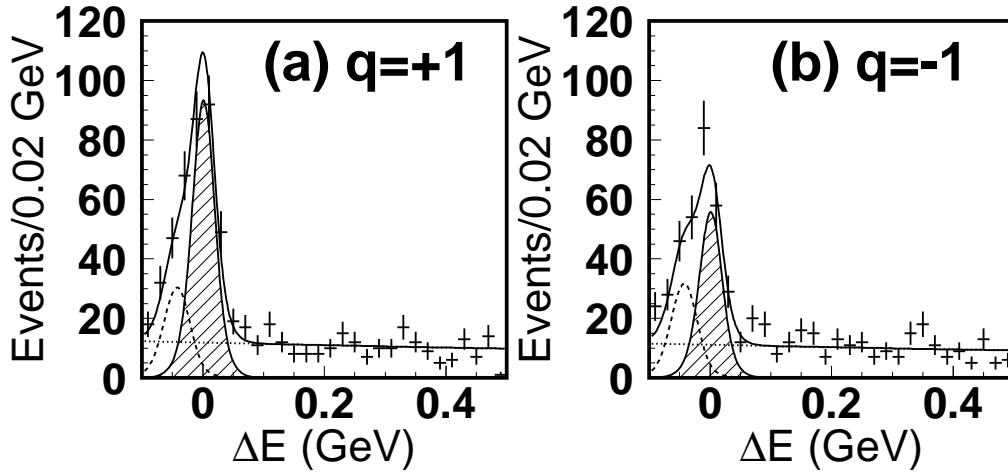


FIG. 3:  $\Delta E$  distributions in the  $M_{bc}$  signal region for the  $B^0 \rightarrow \pi^+\pi^-$  candidates with  $LR > 0.86$ ,  $r > 0.5$  and  $x_{\pm} < 0.4$  for (a)  $q = +1$  and (b)  $q = -1$ .

We determine the statistical significance of our measurement with a Bayesian approach that takes into account both statistical and systematic uncertainties. Figure 4 shows the resulting two-dimensional confidence regions in the  $\mathcal{S}_{\pi\pi}$  and  $\mathcal{A}_{\pi\pi}$  plane. The case of no direct  $CP$  violation,  $\mathcal{A}_{\pi\pi} = 0$ , is ruled out at a confidence level (C.L.) of  $1 - \text{C.L.} = 2.8 \times 10^{-8}$ , equivalent to a  $5.5\sigma$  significance for one-dimensional Gaussian errors.

To constrain  $\phi_2$ , we employ isospin relations [16] and the approach of Ref. [17] for the statistical treatment. We construct a  $\chi^2$  using the measured branching ratios of  $B^0 \rightarrow \pi^+\pi^-$ ,  $\pi^0\pi^0$  and  $B^+ \rightarrow \pi^+\pi^0$ , and the direct  $CP$ -asymmetry for  $B^0 \rightarrow \pi^0\pi^0$  [18] as well as our measured values of  $\mathcal{S}_{\pi\pi}$  and  $\mathcal{A}_{\pi\pi}$ , taking into account their correlation. We minimize the  $\chi^2$  for various  $\phi_2$  values by varying the branching ratios and asymmetries by their errors and computing confidence levels. Figure 5 shows the obtained C.L. as a function of  $\phi_2$ . We exclude a  $\phi_2$  range of  $9^\circ < \phi_2 < 81^\circ$  at the 95.4% confidence level.

In summary, we measure the  $CP$ -violating parameters in  $B^0 \rightarrow \pi^+\pi^-$  decays using a data sample containing  $535 \times 10^6 B\bar{B}$  pairs. We obtain  $\mathcal{S}_{\pi\pi} = -0.61 \pm 0.10(\text{stat}) \pm 0.04(\text{syst})$  and  $\mathcal{A}_{\pi\pi} = +0.55 \pm 0.08(\text{stat}) \pm 0.05(\text{syst})$ . We observe direct  $CP$  asymmetry with  $5.5\sigma$  significance. The results supersede the previous Belle measurement of the  $CP$ -violating parameters in  $B^0 \rightarrow \pi^+\pi^-$ .

We thank the KEKB group for the excellent operation of the accelerator, the KEK cryogenics group for the efficient operation of the solenoid, and the KEK computer group and



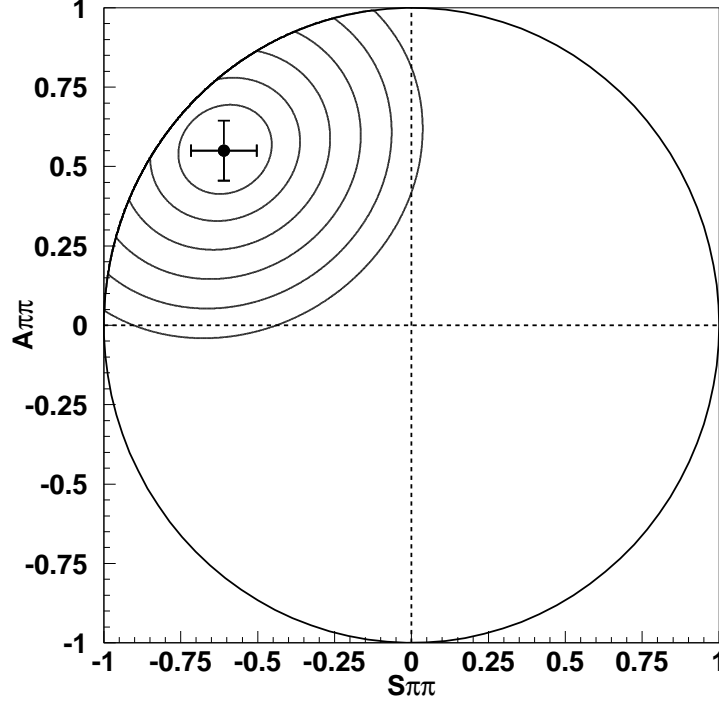


FIG. 4: Confidence regions for  $S_{\pi\pi}$  and  $A_{\pi\pi}$ . The curves show the contour for  $1-\text{C.L.} = 3.17 \times 10^{-1}$  ( $1\sigma$ ),  $4.55 \times 10^{-2}$  ( $2\sigma$ ),  $2.70 \times 10^{-3}$  ( $3\sigma$ ),  $6.33 \times 10^{-5}$  ( $4\sigma$ ),  $5.73 \times 10^{-7}$  ( $5\sigma$ ) and  $1.97 \times 10^{-9}$  ( $6\sigma$ ) from inside to outside. The point with error bars is the  $S_{\pi\pi}$  and  $A_{\pi\pi}$  measurement.

the National Institute of Informatics for valuable computing and Super-SINET network support. We acknowledge support from the Ministry of Education, Culture, Sports, Science, and Technology of Japan and the Japan Society for the Promotion of Science; the Australian Research Council and the Australian Department of Education, Science and Training; the National Science Foundation of China and the Knowledge Innovation Program of the Chinese Academy of Sciences under contract No. 10575109 and IHEP-U-503; the Department of Science and Technology of India; the BK21 program of the Ministry of Education of Korea, the CHEP SRC program and Basic Research program (grant No. R01-2005-000-10089-0) of the Korea Science and Engineering Foundation, and the Pure Basic Research Group program of the Korea Research Foundation; the Polish State Committee for Scientific Research; the Ministry of Science and Technology of the Russian Federation; the Slovenian Research Agency; the Swiss National Science Foundation; the National Science Council and the Ministry of Education of Taiwan; and the U.S. Department of Energy.

- 
- [1] M. Kobayashi and T. Maskawa, Prog. Theor. Phys. **49**, 652 (1973).
  - [2] Throughout this paper, the inclusion of the charge conjugate mode decay is implied unless otherwise stated.
  - [3] Another naming convention,  $\alpha$  ( $= \phi_2$ ) is also used in the literature.
  - [4] H. Ishino *et al.* (Belle Collab.), Phys. Rev. Lett. **95**, 101801 (2005).
  - [5] B. Aubert *et al.* (BaBar Collab.), Phys. Rev. Lett. **95**, 151803 (2005).
  - [6] A. B. Carter and A. I. Sanda, Phys. Rev. Lett. **45**, 952 (1980); A. B. Carter and A. I. Sanda,

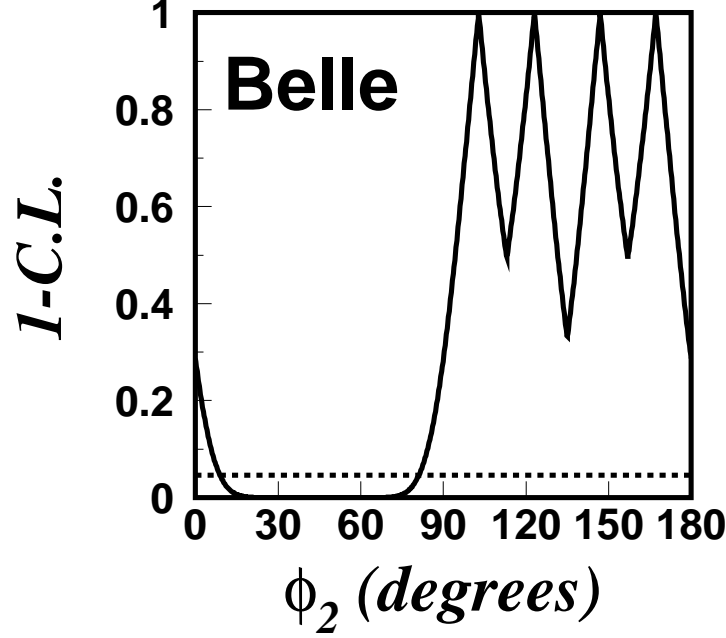


FIG. 5: Confidence level as a function of the CKM angle  $\phi_2$  obtained with an isospin analysis using Belle measurements of  $\mathcal{S}_{\pi\pi}$  and  $\mathcal{A}_{\pi\pi}$ . The dashed line indicates C.L.=95.4%.

- Phys. Rev. **D23**, 1567 (1981); I. I. Bigi and A. I. Sanda, Nucl. Phys. **193**, 85 (1981).
- [7] S. Kurokawa and E. Kikutani, Nucl. Instr. and Meth. A **499**, 1 (2003), and other papers included in this volume.
  - [8] A. Abashian *et al.* (Belle Collab.), Nucl. Instr. and Meth. A **479**, 117 (2002).
  - [9] Y. Ushiroda (Belle SVD2 Group), Nucl. Instr. and Meth. A **511** 6 (2003); Z. Natkaniec *et al.*, Nucl. Instr. and Meth. A **560** 1 (2006).
  - [10] H. Kakuno *et al.*, Nucl. Instr. and Meth. A **533** 516 (2004).
  - [11] K-F Chen *et al.* (Belle Collab.), Phys. Rev. **D 72**, 012004 (2005).
  - [12] Heavy Flavor Averaging Group, <http://www.slac.stanford.edu/xorg/hfag>.
  - [13] ARGUS Collaboration, H. Albrecht *et al.*, Phys. Lett. B **241**, 278 (1990).
  - [14] H. Tajima *et al.*, Nucl. Instr. and Meth. A **533** 370 (2004).
  - [15] O. Long, M. Baak, R.N. Cahn, and D. Kirkby, Phys. Rev. D **68**, 034010 (2003).
  - [16] M. Gronau and D. London, Phys. Rev. Lett. **65**, 3381 (1990).
  - [17] J. Charles *et al.*, Eur. Phys. J. C **41**, 1 (2005).
  - [18] K. Abe *et al.* (Belle Collab.), BELLE-CONF-0632; K. Abe *et al.* (Belle Collab.), BELLE-CONF-0677.