

Observation of Time-Dependent CP Violation in $B^0 \rightarrow \eta' K^0$ Decays and Improved Measurements of CP Asymmetries in $B^0 \rightarrow \phi K^0$, $K_S^0 K_S^0 K_S^0$ and $B^0 \rightarrow J/\psi K^0$ Decays

K. Abe,⁹ K. Abe,⁴⁹ I. Adachi,⁹ H. Aihara,⁵¹ D. Anipko,¹ K. Aoki,²⁵ T. Arakawa,³² K. Arinstein,¹ Y. Asano,⁵⁶ T. Aso,⁵⁵ V. Aulchenko,¹ T. Aushev,²¹ T. Aziz,⁴⁷ S. Bahinipati,⁴ A. M. Bakich,⁴⁶ V. Balagura,¹⁵ Y. Ban,³⁷ S. Banerjee,⁴⁷ E. Barberio,²⁴ M. Barbero,⁸ A. Bay,²¹ I. Bedny,¹ K. Belous,¹⁴ U. Bitenc,¹⁶ I. Bizjak,¹⁶ S. Blyth,²⁷ A. Bondar,¹ A. Bozek,³⁰ M. Bračko,^{23,16} J. Brodzicka,^{9,30} T. E. Browder,⁸ M.-C. Chang,⁵⁰ P. Chang,²⁹ Y. Chao,²⁹ A. Chen,²⁷ K.-F. Chen,²⁹ W. T. Chen,²⁷ B. G. Cheon,³ R. Chistov,¹⁵ J. H. Choi,¹⁸ S.-K. Choi,⁷ Y. Choi,⁴⁵ Y. K. Choi,⁴⁵ A. Chuvikov,³⁹ S. Cole,⁴⁶ J. Dalseno,²⁴ M. Danilov,¹⁵ M. Dash,⁵⁷ R. Dowd,²⁴ J. Dragic,⁹ A. Drutskey,⁴ S. Eidelman,¹ Y. Enari,²⁵ D. Epifanov,¹ S. Fratina,¹⁶ H. Fujii,⁹ M. Fujikawa,²⁶ N. Gabyshev,¹ A. Garmash,³⁹ T. Gershon,⁹ A. Go,²⁷ G. Gokhroo,⁴⁷ P. Goldenzweig,⁴ B. Golob,^{22,16} A. Gorišek,¹⁶ M. Grosse Perdekamp,^{11,40} H. Guler,⁸ H. Ha,¹⁸ J. Haba,⁹ K. Hara,²⁵ T. Hara,³⁵ Y. Hasegawa,⁴⁴ N. C. Hastings,⁵¹ K. Hayasaka,²⁵ H. Hayashii,²⁶ M. Hazumi,⁹ D. Heffernan,³⁵ T. Higuchi,⁹ L. Hinz,²¹ T. Hokuue,²⁵ Y. Hoshi,⁴⁹ K. Hoshina,⁵⁴ S. Hou,²⁷ W.-S. Hou,²⁹ Y. B. Hsiung,²⁹ Y. Igarashi,⁹ T. Iijima,²⁵ K. Ikado,²⁵ A. Imoto,²⁶ K. Inami,²⁵ A. Ishikawa,⁵¹ H. Ishino,⁵² K. Itoh,⁵¹ R. Itoh,⁹ M. Iwabuchi,⁶ M. Iwasaki,⁵¹ Y. Iwasaki,⁹ C. Jacoby,²¹ M. Jones,⁸ H. Kakuno,⁵¹ J. H. Kang,⁵⁸ J. S. Kang,¹⁸ P. Kapusta,³⁰ S. U. Kataoka,²⁶ N. Katayama,⁹ H. Kawai,² T. Kawasaki,³² H. R. Khan,⁵² A. Kibayashi,⁵² H. Kichimi,⁹ N. Kikuchi,⁵⁰ H. J. Kim,²⁰ H. O. Kim,⁴⁵ J. H. Kim,⁴⁵ S. K. Kim,⁴³ T. H. Kim,⁵⁸ Y. J. Kim,⁶ K. Kinoshita,⁴ N. Kishimoto,²⁵ S. Korpar,^{23,16} Y. Kozakai,²⁵ P. Krizan,^{22,16} P. Krokovny,⁹ T. Kubota,²⁵ R. Kulasiri,⁴ R. Kumar,³⁶ C. C. Kuo,²⁷ E. Kurihara,² A. Kusaka,⁵¹ A. Kuzmin,¹ Y.-J. Kwon,⁵⁸ J. S. Lange,⁵ G. Leder,¹³ J. Lee,⁴³ S. E. Lee,⁴³ Y.-J. Lee,²⁹ T. Lesiak,³⁰ J. Li,⁸ A. Limosani,⁹ C. Y. Lin,²⁹ S.-W. Lin,²⁹ Y. Liu,⁶ D. Liventsev,¹⁵ J. MacNaughton,¹³ G. Majumder,⁴⁷ F. Mandl,¹³ D. Marlow,³⁹ T. Matsumoto,⁵³ A. Matyja,³⁰ S. McOnie,⁴⁶ T. Medvedeva,¹⁵ Y. Mikami,⁵⁰ W. Mitaroff,¹³ K. Miyabayashi,²⁶ H. Miyake,³⁵ H. Miyata,³² Y. Miyazaki,²⁵ R. Mizuk,¹⁵ D. Mohapatra,⁵⁷ G. R. Moloney,²⁴ T. Mori,⁵² J. Mueller,³⁸ A. Murakami,⁴¹ T. Nagamine,⁵⁰ Y. Nagasaka,¹⁰ T. Nakagawa,⁵³ I. Nakamura,⁹ E. Nakano,³⁴ M. Nakao,⁹ H. Nakazawa,⁹ Z. Natkaniec,³⁰ K. Neichi,⁴⁹ S. Nishida,⁹ K. Nishimura,⁸ O. Nitoh,⁵⁴ S. Noguchi,²⁶ T. Nozaki,⁹ A. Ogawa,⁴⁰ S. Ogawa,⁴⁸ T. Ohshima,²⁵ T. Okabe,²⁵ S. Okuno,¹⁷ S. L. Olsen,⁸ S. Ono,⁵² W. Ostrowicz,³⁰ H. Ozaki,⁹ P. Pakhlov,¹⁵ G. Pakhlova,¹⁵ H. Palka,³⁰ C. W. Park,⁴⁵ H. Park,²⁰ K. S. Park,⁴⁵ N. Parslow,⁴⁶ L. S. Peak,⁴⁶ M. Pernicka,¹³ R. Pestotnik,¹⁶ M. Peters,⁸ L. E. Piilonen,⁵⁷ A. Poluektov,¹ F. J. Ronga,⁹ N. Root,¹ J. Rorie,⁸ M. Rozanska,³⁰ H. Sahoo,⁸ S. Saitoh,⁹ Y. Sakai,⁹ H. Sakamoto,¹⁹ H. Sakaue,³⁴ T. R. Sarangi,⁶ N. Sato,²⁵ N. Satoyama,⁴⁴ K. Sayeed,⁴ T. Schietinger,²¹ O. Schneider,²¹ P. Schönmeier,⁵⁰ J. Schümann,²⁸ C. Schwanda,¹³ A. J. Schwartz,⁴ R. Seidl,^{11,40} T. Seki,⁵³ K. Senyo,²⁵ M. E. Sevier,²⁴ M. Shapkin,¹⁴ Y.-T. Shen,²⁹ H. Shibuya,⁴⁸ B. Shwartz,¹ V. Sidorov,¹ J. B. Singh,³⁶ A. Sokolov,¹⁴ A. Somov,⁴ N. Soni,³⁶ R. Stamen,⁹ S. Stanič,³³ M. Starič,¹⁶ H. Stoeck,⁴⁶ A. Sugiyama,⁴¹ K. Sumisawa,⁹ T. Sumiyoshi,⁵³ S. Suzuki,⁴¹ S. Y. Suzuki,⁹ O. Tajima,⁹ N. Takada,⁴⁴ F. Takasaki,⁹ K. Tamai,⁹ N. Tamura,³² K. Tanabe,⁵¹ M. Tanaka,⁹ G. N. Taylor,²⁴ Y. Teramoto,³⁴ X. C. Tian,³⁷ I. Tikhomirov,¹⁵ K. Trabelsi,⁹ Y. T. Tsai,²⁹ Y. F. Tse,²⁴ T. Tsuboyama,⁹ T. Tsukamoto,⁹ K. Uchida,⁸ Y. Uchida,⁶ S. Uehara,⁹ T. Uglov,¹⁵ K. Ueno,²⁹ Y. Unno,⁹ S. Uno,⁹ P. Urquijo,²⁴ Y. Ushiroda,⁹ Y. Usov,¹ G. Varner,⁸ K. E. Varvell,⁴⁶ S. Villa,²¹ C. C. Wang,²⁹ C. H. Wang,²⁸ M.-Z. Wang,²⁹ M. Watanabe,³² Y. Watanabe,⁵² J. Wicht,²¹ L. Widhalm,¹³ J. Wiechczynski,³⁰ E. Won,¹⁸ C.-H. Wu,²⁹ Q. L. Xie,¹² B. D. Yabsley,⁴⁶ A. Yamaguchi,⁵⁰ H. Yamamoto,⁵⁰ S. Yamamoto,⁵³ Y. Yamashita,³¹ M. Yamauchi,⁹ Heyoung Yang,⁴³ S. Yoshino,²⁵ Y. Yuan,¹² Y. Yusa,⁵⁷ S. L. Zang,¹² C. C. Zhang,¹² J. Zhang,⁹ L. M. Zhang,⁴² Z. P. Zhang,⁴² V. Zhilich,¹ T. Ziegler,³⁹ A. Zupanc,¹⁶ and D. Zürcher²¹

(The Belle Collaboration)

¹*Budker Institute of Nuclear Physics, Novosibirsk*

²*Chiba University, Chiba*

³*Chonnam National University, Kwangju*

⁴*University of Cincinnati, Cincinnati, Ohio 45221*

⁵*University of Frankfurt, Frankfurt*

⁶*The Graduate University for Advanced Studies, Hayama*

⁷*Gyeongsang National University, Chinju*

⁸*University of Hawaii, Honolulu, Hawaii 96822*

⁹*High Energy Accelerator Research Organization (KEK), Tsukuba*

¹⁰*Hiroshima Institute of Technology, Hiroshima*

¹¹*University of Illinois at Urbana-Champaign, Urbana, Illinois 61801*

- ¹²*Institute of High Energy Physics, Chinese Academy of Sciences, Beijing*
¹³*Institute of High Energy Physics, Vienna*
¹⁴*Institute of High Energy Physics, Protvino*
¹⁵*Institute for Theoretical and Experimental Physics, Moscow*
¹⁶*J. Stefan Institute, Ljubljana*
¹⁷*Kanagawa University, Yokohama*
¹⁸*Korea University, Seoul*
¹⁹*Kyoto University, Kyoto*
²⁰*Kyungpook National University, Taegu*
²¹*Swiss Federal Institute of Technology of Lausanne, EPFL, Lausanne*
²²*University of Ljubljana, Ljubljana*
²³*University of Maribor, Maribor*
²⁴*University of Melbourne, Victoria*
²⁵*Nagoya University, Nagoya*
²⁶*Nara Women's University, Nara*
²⁷*National Central University, Chung-li*
²⁸*National United University, Miao Li*
²⁹*Department of Physics, National Taiwan University, Taipei*
³⁰*H. Niewodniczanski Institute of Nuclear Physics, Krakow*
³¹*Nippon Dental University, Niigata*
³²*Niigata University, Niigata*
³³*University of Nova Gorica, Nova Gorica*
³⁴*Osaka City University, Osaka*
³⁵*Osaka University, Osaka*
³⁶*Panjab University, Chandigarh*
³⁷*Peking University, Beijing*
³⁸*University of Pittsburgh, Pittsburgh, Pennsylvania 15260*
³⁹*Princeton University, Princeton, New Jersey 08544*
⁴⁰*RIKEN BNL Research Center, Upton, New York 11973*
⁴¹*Saga University, Saga*
⁴²*University of Science and Technology of China, Hefei*
⁴³*Seoul National University, Seoul*
⁴⁴*Shinshu University, Nagano*
⁴⁵*Sungkyunkwan University, Suwon*
⁴⁶*University of Sydney, Sydney NSW*
⁴⁷*Tata Institute of Fundamental Research, Bombay*
⁴⁸*Toho University, Funabashi*
⁴⁹*Tohoku Gakuin University, Tagajo*
⁵⁰*Tohoku University, Sendai*
⁵¹*Department of Physics, University of Tokyo, Tokyo*
⁵²*Tokyo Institute of Technology, Tokyo*
⁵³*Tokyo Metropolitan University, Tokyo*
⁵⁴*Tokyo University of Agriculture and Technology, Tokyo*
⁵⁵*Toyama National College of Maritime Technology, Toyama*
⁵⁶*University of Tsukuba, Tsukuba*
⁵⁷*Virginia Polytechnic Institute and State University, Blacksburg, Virginia 24061*
⁵⁸*Yonsei University, Seoul*
(Dated: December 2, 2024)

We present an improved measurement of CP -violation parameters in $B^0 \rightarrow \phi(1020)K^0, \eta'K^0$ and $K_S^0 K_S^0 K_S^0$ decays based on a sample of $535 \times 10^6 B\bar{B}$ pairs collected at the $\Upsilon(4S)$ resonance with the Belle detector at the KEKB energy-asymmetric e^+e^- collider. These decays are dominated by the $b \rightarrow s$ gluonic penguin transition and are sensitive to new CP -violating phases from physics beyond the standard model. We also perform an improved measurement of CP asymmetries in $B^0 \rightarrow J/\psi K^0$ decays using the same data sample, which serves as a reference point for the standard model. We determine $\sin 2\phi_1^{\text{eff}} = +0.64 \pm 0.10(\text{stat}) \pm 0.04(\text{syst})$ for $B^0 \rightarrow \eta'K^0$, $+0.50 \pm 0.21(\text{stat}) \pm 0.06(\text{syst})$ for $B^0 \rightarrow \phi K^0$, and $+0.30 \pm 0.32(\text{stat}) \pm 0.08(\text{syst})$ for $B^0 \rightarrow K_S^0 K_S^0 K_S^0$ decays. We conclude that we have observed CP violation in the $B^0 \rightarrow \eta'K^0$ decay. The same analysis procedure for $B^0 \rightarrow J/\psi K^0$ decays yields $\sin 2\phi_1 = +0.642 \pm 0.031(\text{stat}) \pm 0.017(\text{syst})$.

PACS numbers: 11.30.Er, 12.15.Hh, 13.25.Hw

Particles beyond the standard model (SM) can contribute to the flavor-changing $b \rightarrow s$ transition via additional quantum loop diagrams. In particular, large deviations from the SM expectations are allowed for time-dependent CP asymmetries in B^0 meson decays mediated by the $b \rightarrow s$ transition [1]. In the decay chain $\Upsilon(4S) \rightarrow B^0 \bar{B}^0 \rightarrow f_{CP} f_{\text{tag}}$, where one of the B mesons decays at time t_{CP} to a final state f_{CP} and the other decays at time t_{tag} to a final state f_{tag} that distinguishes between B^0 and \bar{B}^0 , the decay rate has a time dependence [2] given by

$$\mathcal{P}(\Delta t) = \frac{e^{-|\Delta t|/\tau_{B^0}}}{4\tau_{B^0}} \left\{ 1 + q \cdot \left[\mathcal{S}_f \sin(\Delta m_d \Delta t) + \mathcal{A}_f \cos(\Delta m_d \Delta t) \right] \right\}. \quad (1)$$

Here \mathcal{S}_f and \mathcal{A}_f are CP -violation parameters, τ_{B^0} is the B^0 lifetime, Δm_d is the mass difference between the two B^0 mass eigenstates, $\Delta t = t_{CP} - t_{\text{tag}}$, and the b -flavor charge $q = +1$ (-1) when the tagging B meson is a B^0 (\bar{B}^0). In the SM, CP violation arises only from an irreducible phase, the Kobayashi-Maskawa phase [3], in the weak-interaction quark-mixing matrix. To a good approximation, the SM predicts $\mathcal{S}_f = -\xi_f \sin 2\phi_1$ and $\mathcal{A}_f = 0$ for both $b \rightarrow c\bar{c}s$ and $b \rightarrow s\bar{q}q$ transitions, where $\xi_f = +1$ (-1) corresponds to CP -even (-odd) final states. Recent theoretical studies within the SM framework [4] find that the effective $\sin 2\phi_1$ values, $\sin 2\phi_1^{\text{eff}}$, obtained from $B^0 \rightarrow \phi K^0$, $\eta' K^0$ and $K_S^0 K_S^0 K_S^0$ are expected to agree within the level of $\mathcal{O}(0.01)$ with $\sin 2\phi_1$ from the $B^0 \rightarrow J/\psi K^0$ decay, which is governed by the $b \rightarrow c\bar{c}s$ transition. A comparison of CP -violation parameters between these theoretically clean $b \rightarrow s\bar{q}q$ modes and $b \rightarrow c\bar{c}s$ decays is an important test of the SM.

Previous measurements of CP asymmetries in $b \rightarrow s\bar{q}q$ transitions by Belle [5, 6] and BaBar [7] suggested a deviation from the SM although statistics were insufficient to be conclusive. Previously published results of CP violation in $b \rightarrow s\bar{q}q$ transitions $B^0 \rightarrow \phi K_S^0$, ϕK_L^0 , $\eta' K_S^0$ and $K_S^0 K_S^0 K_S^0$ by the Belle collaboration were based on a 253 fb^{-1} data sample containing 275×10^6 $B\bar{B}$ pairs. In this Letter, we describe improved measurements incorporating an additional 239 fb^{-1} data sample for a total of 492 fb^{-1} (535×10^6 $B\bar{B}$ pairs). In this measurement, in contrast to the previous analyses, the following additional decay chains are included: $B^0 \rightarrow \phi K_S^0$, $\phi \rightarrow K_S^0 K_L^0$; $B^0 \rightarrow \eta' K_L^0$; $B^0 \rightarrow \eta' K_S^0$, $K_S^0 \rightarrow \pi^0 \pi^0$.

Since the first observation of CP violation in the B meson system [8, 9], the precision of the $\sin 2\phi_1$ determination has been improved substantially. Recent measurements of time-dependent CP asymmetries in decay modes governed by the $b \rightarrow c\bar{c}s$ transition by Belle [10, 11] and BaBar [12] have determined $\sin 2\phi_1 = +0.685 \pm 0.032$ [13]. In this Letter, we also describe improved measurements of CP -violation parameters $\sin 2\phi_1$

and \mathcal{A}_f in $B^0 \rightarrow J/\psi K_S^0$ and $J/\psi K_L^0$ decays, which are the modes with the largest statistics and with the smallest theoretical uncertainties. These two modes provide a firm reference point for the SM.

Among the final states listed above, ϕK_S^0 , $\eta' K_S^0$ and $J/\psi K_S^0$ are CP eigenstates with a CP eigenvalue $\xi_f = -1$, while ϕK_L^0 , $\eta' K_L^0$, $K_S^0 K_S^0 K_S^0$ [14] and $J/\psi K_L^0$ are CP eigenstates with $\xi_f = +1$. The decays $B^0 \rightarrow \phi K_S^0$ and ϕK_L^0 are combined for the $\sin 2\phi_1^{\text{eff}}$ measurement in this analysis, and are collectively called “ $B^0 \rightarrow \phi K^0$ ”. Similarly, CP asymmetries for “ $B^0 \rightarrow \eta' K^0$ ” or “ $B^0 \rightarrow J/\psi K^0$ ” are obtained by combining the decays $B^0 \rightarrow \eta' K_S^0$ and $\eta' K_L^0$, or $B^0 \rightarrow J/\psi K_S^0$ and $J/\psi K_L^0$.

At the KEKB energy-asymmetric e^+e^- (3.5 on 8.0 GeV) collider [15], the $\Upsilon(4S)$ is produced with a Lorentz boost of $\beta\gamma = 0.425$ nearly along the electron beamline (z). Since the B^0 and \bar{B}^0 mesons are approximately at rest in the $\Upsilon(4S)$ center-of-mass system (cms), Δt can be determined from the displacement in z between the f_{CP} and f_{tag} decay vertices: $\Delta t \simeq (z_{CP} - z_{\text{tag}})/(\beta\gamma c) \equiv \Delta z/(\beta\gamma c)$.

The Belle detector [16] is a large-solid-angle magnetic spectrometer that consists of a silicon vertex detector (SVD), a 50-layer central drift chamber (CDC), an array of aerogel threshold Cherenkov counters (ACC), a barrel-like arrangement of time-of-flight scintillation counters (TOF), and an electromagnetic calorimeter comprised of CsI(Tl) crystals (ECL) located inside a super-conducting solenoid coil that provides a 1.5 T magnetic field. An iron flux-return located outside of the coil is instrumented to detect K_L^0 mesons and to identify muons (KLM). Two inner detector configurations were used. A 2.0 cm radius beampipe and a 3-layer silicon vertex detector (SVD-I) were used for the first 140 fb^{-1} data sample that contains 152×10^6 $B\bar{B}$ pairs, while a 1.5 cm radius beampipe, a 4-layer silicon detector (SVD-II) [17] and a small-cell inner drift chamber were used for the rest, a 352 fb^{-1} data sample that contains 383×10^6 $B\bar{B}$ pairs.

Charged tracks reconstructed with the CDC, except for tracks from $K_S^0 \rightarrow \pi^+ \pi^-$ decays, are required to originate from the interaction point (IP). We distinguish charged kaons from pions based on a kaon (pion) likelihood $\mathcal{L}_{K(\pi)}$ derived from the TOF, ACC and dE/dx measurements in the CDC. Photons are identified as isolated ECL clusters that are not matched to any charged track. Candidate K_L^0 mesons are selected from ECL and/or KLM hit patterns that are consistent with the presence of a shower induced by a K_L^0 meson.

The intermediate meson states are reconstructed from the following decays: $\pi^0 \rightarrow \gamma\gamma$, $K_S^0 \rightarrow \pi^+ \pi^-$ (denoted by $K_S^{\pm-}$ hereafter) or $\pi^0 \pi^0$ (denoted by K_S^{00} hereafter), $\eta \rightarrow \gamma\gamma$ or $\pi^+ \pi^- \pi^0$, $\rho^0 \rightarrow \pi^+ \pi^-$, $\eta' \rightarrow \rho^0 \gamma$ or $\eta \pi^+ \pi^-$, $\phi \rightarrow K^+ K^-$ and $J/\psi \rightarrow \ell^+ \ell^-$ ($\ell = \mu, e$). We use all combinations of the intermediate states except for the following cases: $\eta \rightarrow \pi^+ \pi^- \pi^0$ candidates are not used for $B^0 \rightarrow \eta' K_S^0$ decays; $\eta' \rightarrow \rho\gamma$ candidates are not used

for $B^0 \rightarrow \eta' K_L^0$ decays; K_S^{00} candidates are not used for $B^0 \rightarrow J/\psi K_S^0$ decays. We reconstruct the $B^0 \rightarrow K_S^0 K_S^0 K_S^0$ decay in the $K_S^{+-} K_S^{+-} K_S^{+-}$ or $K_S^{+-} K_S^{+-} K_S^{00}$ final states. In addition, $\phi \rightarrow K_S^{+-} K_L^0$ decays are used for the $B^0 \rightarrow \phi K_S^{+-}$ sample.

For reconstructed $B^0 \rightarrow f_{CP}$ candidates without a K_L^0 meson, we identify B meson decays using the energy difference $\Delta E \equiv E_B^{\text{cms}} - E_{\text{beam}}^{\text{cms}}$ and the beam-energy-constrained mass $M_{bc} \equiv \sqrt{(E_{\text{beam}}^{\text{cms}})^2 - (p_B^{\text{cms}})^2}$, where $E_{\text{beam}}^{\text{cms}}$ is the beam energy in the cms, and E_B^{cms} and p_B^{cms} are the cms energy and momentum of the reconstructed B candidate, respectively. The signal candidates are selected by requiring $5.27 \text{ GeV}/c^2 < M_{bc} < 5.29 \text{ GeV}/c^2$ and a mode-dependent ΔE window. Only M_{bc} is used to identify the decay $B^0 \rightarrow \phi K_S^0$ followed by $\phi \rightarrow K_S^0 K_L^0$. Other candidate $B^0 \rightarrow f_{CP}$ decays with a K_L^0 are selected using p_B^{cms} ; we require $0.2 \text{ GeV}/c < p_B^{\text{cms}} < 0.45 \text{ GeV}/c$ for $B^0 \rightarrow J/\psi K_L^0$ candidates and $0.2 \text{ GeV}/c < p_B^{\text{cms}} < 0.5 \text{ GeV}/c$ for the others.

The dominant background for the $b \rightarrow s\bar{q}q$ signal comes from continuum events $e^+e^- \rightarrow u\bar{u}, d\bar{d}, s\bar{s}$, or $c\bar{c}$. To distinguish these topologically jet-like events from the spherical-like B decay signal events, we combine a set of variables [10, 11] that characterize the event topology into a signal (background) likelihood variable $\mathcal{L}_{\text{sig}}(\text{bkg})$, and impose loose mode-dependent requirements on the likelihood ratio $\mathcal{R}_{s/b} \equiv \mathcal{L}_{\text{sig}}/(\mathcal{L}_{\text{sig}} + \mathcal{L}_{\text{bkg}})$.

The contributions from $B\bar{B}$ events to the background for $B^0 \rightarrow f_{CP}$ candidates with a K_L^0 are estimated with Monte Carlo (MC) simulated events. The (small) $B\bar{B}$ contribution to the background in the $B^0 \rightarrow \eta' K_S^0$ mode is also estimated using MC events. We reject $K_S^0 K_S^0 K_S^0$ candidates if they are consistent with $B^0 \rightarrow \chi_{c0} K_S^0 \rightarrow (K_S^0 K_S^0) K_S^0$ or $B^0 \rightarrow D^0 K_S^0 \rightarrow (K_S^0 K_S^0) K_S^0$ decays, i.e. if one of the K_S^0 pairs has an invariant mass within $\pm 2\sigma$ of the χ_{c0} mass or D^0 mass, where σ is the $K_S^0 K_S^0$ mass resolution. We estimate the contamination in the $B^0 \rightarrow \phi K_S^0$ sample from $B^0 \rightarrow K^+ K^- K_S^0$ and $B^0 \rightarrow f_0 K_S^0$ ($f_0 \rightarrow K^+ K^-$) decays from the Dalitz plot for $B \rightarrow K^+ K^- K$ candidates with a method that is described elsewhere [18]. The fraction of $B^0 \rightarrow K^+ K^- K_S^0$ events in the $B^0 \rightarrow \phi K_S^0$ sample is $2.75 \pm 0.14\%$. The background from $B^0 \rightarrow f_0 K_S^0$ decay is found to be consistent with zero. The influence of the $f_0 K_S^0$ background is treated as a source of systematic uncertainty.

The b -flavor of the accompanying B meson is identified from inclusive properties of particles that are not associated with the reconstructed $B^0 \rightarrow f_{CP}$ decay. We use two parameters, the b -flavor charge q and r , to represent the tagging information [19]. The parameter r is an event-by-event, MC-determined flavor-tagging dilution factor that ranges from $r = 0$ for no flavor discrimination to $r = 1$ for unambiguous flavor assignment. Events with $r > 0.1$ are sorted into six r intervals. The wrong tag fractions for the six r intervals, w_l ($l = 1, 6$), and differences between B^0 and \bar{B}^0 decays, Δw_l , are determined

using a high-statistics control sample of semileptonic and hadronic $b \rightarrow c$ decays [5, 10]. If $r \leq 0.1$, we set the wrong tag fraction to 0.5, and therefore the accompanying B meson does not provide tagging information in this case. The total effective tagging efficiency is determined to be 0.29 ± 0.01 .

The vertex position for the f_{CP} decay is reconstructed using charged tracks that have enough SVD hits [20]. The f_{tag} vertex is obtained with well reconstructed tracks that are not assigned to f_{CP} . A constraint on the interaction-region profile in the plane perpendicular to the beam axis is also used with the selected tracks.

Figures 1(a)-(m) show the distributions of reconstructed variables M_{bc} , $\mathcal{R}_{s/b}$ and p_B^{cms} after flavor tagging and vertex reconstruction for $B^0 \rightarrow \eta' K_L^0$, ϕK_L^0 and $K_S^0 K_S^0 K_S^0$ candidates. The M_{bc} distribution for the $B^0 \rightarrow J/\psi K_S^0$ candidates and p_B^{cms} distribution for the $B^0 \rightarrow J/\psi K_L^0$ candidates are also shown in Fig. 2. The signal yields are obtained from fits to these distributions; ΔE distributions are also used for the modes without a K_L^0 meson. The signal shape for each decay mode is determined from MC events. As for background contributions, continuum is modeled using events outside the signal region and $B\bar{B}$ background is modeled with MC events. From the fits, the signal yields are determined to be 307 ± 21 for $B^0 \rightarrow \phi K_S^0$, 114 ± 17 for $B^0 \rightarrow \phi K_L^0$, 1421 ± 46 for $B^0 \rightarrow \eta' K_S^0$, 454 ± 39 for $B^0 \rightarrow \eta' K_L^0$, 185 ± 17 for $B^0 \rightarrow K_S^0 K_S^0 K_S^0$, 7484 ± 87 for $B^0 \rightarrow J/\psi K_S^0$ and 6512 ± 123 for $B^0 \rightarrow J/\psi K_L^0$, where errors are statistical only.

We determine \mathcal{S}_f and \mathcal{A}_f for each mode by performing an unbinned maximum-likelihood fit to the observed Δt distribution. The probability density function (PDF) expected for the signal distribution, $\mathcal{P}_{\text{sig}}(\Delta t; \mathcal{S}_f, \mathcal{A}_f, q, w_l, \Delta w_l)$, is given by Eq. (1) fixing τ_{B^0} and Δm_d at their world average values [21] and incorporating the effect of incorrect flavor assignment. The distribution is convolved with the proper-time interval resolution function $R_{\text{sig}}(\Delta t)$, which takes into account the finite vertex resolution. The resolution and wrong-tag fractions are determined by a multiparameter fit to the Δt distribution of a high-statistics control sample of semileptonic and hadronic $b \rightarrow c$ decays [5, 10]. We determine the following likelihood for each event:

$$\begin{aligned} P_i = & (1 - f_{\text{ol}}) \int \left[f_{\text{sig}} \mathcal{P}_{\text{sig}}(\Delta t') R_{\text{sig}}(\Delta t_i - \Delta t') \right. \\ & + (1 - f_{\text{sig}}) \mathcal{P}_{\text{bkg}}(\Delta t') R_{\text{bkg}}(\Delta t_i - \Delta t') \left. \right] d(\Delta t') \\ & + f_{\text{ol}} P_{\text{ol}}(\Delta t_i). \end{aligned} \quad (2)$$

The signal probability f_{sig} depends on the r region and is calculated on an event-by-event basis as a function of the following variables: ΔE and M_{bc} for $B^0 \rightarrow J/\psi K_S^0$; p_B^{cms} for $B^0 \rightarrow J/\psi K_L^0$; p_B^{cms} and $\mathcal{R}_{s/b}$ for $B^0 \rightarrow \eta' K_L^0$ and ϕK_L^0 ; M_{bc} and $\mathcal{R}_{s/b}$ for $B^0 \rightarrow \phi(\rightarrow K_S^0 K_L^0) K_S^0$; ΔE ,

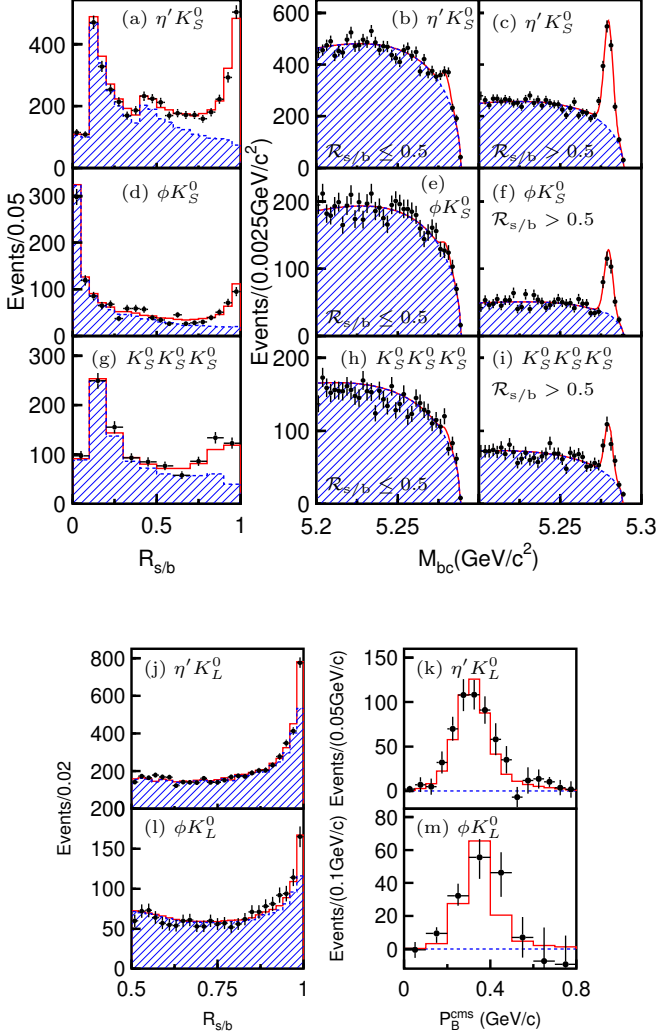


FIG. 1: $\mathcal{R}_{s/b}$, M_{bc} and p_B^{cms} distributions for reconstructed $B^0 \rightarrow \eta' K^0$, ϕK^0 and $K_S^0 K_S^0 K_S^0$ candidates: (a) $\mathcal{R}_{s/b}$, (b) M_{bc} with $\mathcal{R}_{s/b} \leq 0.5$ and (c) M_{bc} with $\mathcal{R}_{s/b} > 0.5$ for $B^0 \rightarrow \eta' K_S^0$; (d) $\mathcal{R}_{s/b}$, (e) M_{bc} with $\mathcal{R}_{s/b} \leq 0.5$ and (f) M_{bc} with $\mathcal{R}_{s/b} > 0.5$ for $B^0 \rightarrow \phi K_S^0$; (g) $\mathcal{R}_{s/b}$, (h) M_{bc} with $\mathcal{R}_{s/b} \leq 0.5$ and (i) M_{bc} with $\mathcal{R}_{s/b} > 0.5$ for $B^0 \rightarrow K_S^0 K_S^0 K_S^0$; (j) $\mathcal{R}_{s/b}$ and (k) p_B^{cms} for $B^0 \rightarrow \eta' K_L^0$; (l) $\mathcal{R}_{s/b}$ and (m) p_B^{cms} for $B^0 \rightarrow \phi K_L^0$. Events in the signal region (in the ΔE window) are shown in $\mathcal{R}_{s/b}$ (M_{bc}) distributions. The solid curves and histograms show the fits to signal plus background distributions, and hatched areas show the background contributions. Background contributions are subtracted in figures (k) and (m).

M_{bc} and $\mathcal{R}_{s/b}$ for the other modes. $\mathcal{P}_{\text{bkg}}(\Delta t)$ is a PDF for background events, which is convolved with the background resolution function R_{bkg} . The term $P_{\text{ol}}(\Delta t)$ is a broad Gaussian function that represents a small outlier component [5, 10]. The only free parameters in the final

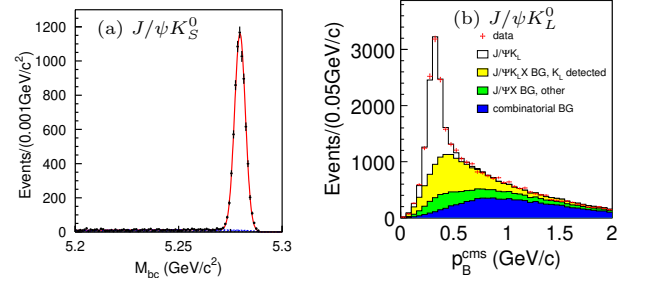


FIG. 2: (a) M_{bc} distribution in the ΔE signal region for selected $B^0 \rightarrow J/\psi K_S^0$ candidates. (b) p_B^{cms} distribution for selected $B^0 \rightarrow J/\psi K_L^0$ candidates.

fits are \mathcal{S}_f and \mathcal{A}_f , which are determined by maximizing the likelihood function $L = \prod_i P_i(\Delta t_i; \mathcal{S}_f, \mathcal{A}_f)$ where the product is over all events.

Table I summarizes the fit results for $\sin 2\phi_1^{\text{eff}}$ and \mathcal{A}_f . These results are consistent with the previous results [5,

TABLE I: Results of the fits to the Δt distributions. The first errors are statistical and the second errors are systematic. The SM predicts $\sin 2\phi_1^{\text{eff}} \simeq -\xi_f \mathcal{S}_f$ and $\mathcal{A}_f \simeq 0$.

Mode	$\sin 2\phi_1^{\text{eff}}$	\mathcal{A}_f
ϕK^0	$+0.50 \pm 0.21 \pm 0.06$	$+0.07 \pm 0.15 \pm 0.05$
$\eta' K^0$	$+0.64 \pm 0.10 \pm 0.04$	$-0.01 \pm 0.07 \pm 0.05$
$K_S^0 K_S^0 K_S^0$	$+0.30 \pm 0.32 \pm 0.08$	$+0.31 \pm 0.20 \pm 0.07$
$J/\psi K^0$	$+0.642 \pm 0.031 \pm 0.017$	$+0.018 \pm 0.021 \pm 0.014$

6, 10] and supersede them. Fits to each individual mode with K_S^0 and K_L^0 yield $(\mathcal{S}_{\eta' K_S^0}, \mathcal{A}_{\eta' K_S^0}) = (+0.67 \pm 0.11, -0.03 \pm 0.07)$, $(\mathcal{S}_{\eta' K_L^0}, \mathcal{A}_{\eta' K_L^0}) = (-0.48 \pm 0.24, +0.10 \pm 0.16)$, $(\mathcal{S}_{\phi K_S^0}, \mathcal{A}_{\phi K_S^0}) = (+0.50 \pm 0.23, +0.11 \pm 0.16)$, $(\mathcal{S}_{\phi K_L^0}, \mathcal{A}_{\phi K_L^0}) = (-0.46 \pm 0.56, -0.15 \pm 0.38)$, $(\mathcal{S}_{J/\psi K_S^0}, \mathcal{A}_{J/\psi K_S^0}) = (+0.643 \pm 0.038, -0.001 \pm 0.028)$ and $(\mathcal{S}_{J/\psi K_L^0}, \mathcal{A}_{J/\psi K_L^0}) = (-0.641 \pm 0.057, +0.045 \pm 0.033)$, where errors are statistical only. We define the background-subtracted asymmetry in each Δt bin by $(N_{+1} - N_{-1}) / (N_{+1} + N_{-1})$, where $N_{+1(-1)}$ is the signal yield with $q = +1(-1)$. Candidates for the $B^0 \rightarrow \eta' K_L^0$ decay are combined with those for the $B^0 \rightarrow \eta' K_S^0$ by flipping the sign of Δt . Figures 3(a)-(d) show the Δt distributions and asymmetries for good tag quality ($r > 0.5$) events. The sign of each Δt measurement for final states with a K_L^0 is inverted in order to combine results with K_S^0 and K_L^0 mesons.

The dominant sources of systematic error for $\sin 2\phi_1^{\text{eff}}$ in $b \rightarrow s\bar{q}q$ modes stem from the uncertainties in the resolution function (0.04 for the $B^0 \rightarrow \eta' K^0$ mode, 0.04 for the ϕK^0 mode, 0.05 for the $B^0 \rightarrow K_S^0 K_S^0 K_S^0$ mode) and in the background fraction (0.02, 0.04, 0.06). The dominant sources for \mathcal{A}_f in $b \rightarrow s\bar{q}q$ modes are the effects of tag-side interference [22] (0.02, 0.03, 0.04), the uncertainties in the background fraction (0.02, 0.04, 0.06), in

the vertex reconstruction (0.02 for all modes) and in the resolution function (0.02, 0.01, 0.02). We study the possible correlations between $\mathcal{R}_{s/b}$, p_B^{cms} and r PDFs used for ϕK_L^0 and $\eta' K_L^0$, which are neglected in the nominal result, and include their effect in the systematic uncertainties in the background fraction. Other contributions come from uncertainties in wrong tag fractions, the background Δt distribution, τ_{B^0} and Δm_d . A possible fit bias is examined by fitting a large number of MC events and is found to be small.

The dominant sources of systematic errors for the $B^0 \rightarrow J/\psi K^0$ mode are the uncertainties in the vertex reconstruction (0.012 for $\sin 2\phi_1$, 0.009 for \mathcal{A}_f), in the resolution function (0.006, 0.001), in the background fraction (0.006, 0.002), in the flavor tagging (0.004, 0.003), a possible fit bias (0.007, 0.004) and the effect of the tag-side interference (0.001, 0.009). Other contributions amount to less than 0.001. We add each contribution in quadrature to obtain the total systematic uncertainty.

For the $B^0 \rightarrow \eta' K^0$ mode, we determine the statistical significance from the obtained statistical uncertainties, taking into account the effect of the systematic uncertainties. The Feldman-Cousins frequentist approach [23]

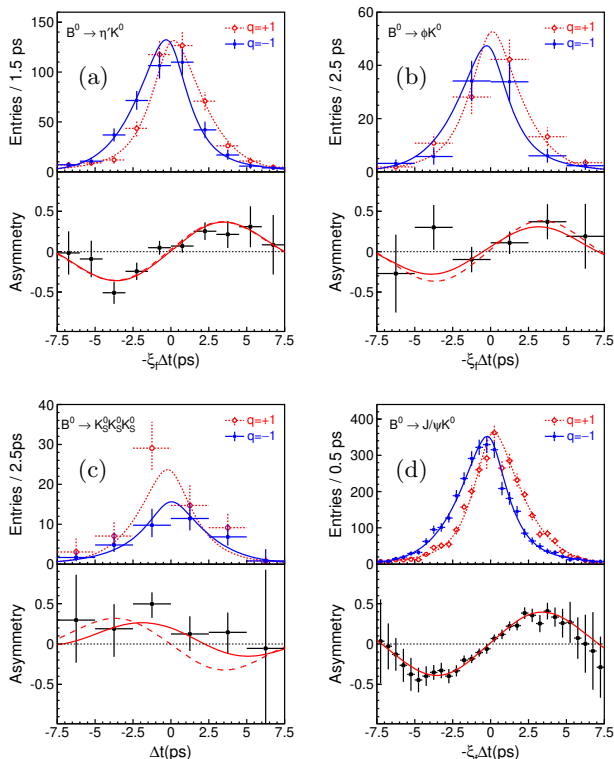


FIG. 3: Background subtracted Δt distributions and asymmetries for events with good tags ($r > 0.5$) for (a) $B^0 \rightarrow \eta' K^0$, (b) $B^0 \rightarrow \phi K^0$, (c) $B^0 \rightarrow K_S^0 K_S^0 K_S^0$ and (d) $B^0 \rightarrow J/\psi K^0$. Dashed lines show the SM expectation from our $B^0 \rightarrow J/\psi K^0$ measurement.

gives the significance of CP violation that is equivalent to 5.6 standard deviations for a Gaussian error. We conclude that we have observed mixing-induced CP violation in the mode $B^0 \rightarrow \eta' K^0$. The results for $B^0 \rightarrow \eta' K^0$, ϕK^0 and $K_S^0 K_S^0 K_S^0$ decays are all consistent with the value of $\sin 2\phi_1$ obtained from the decay $B^0 \rightarrow J/\psi K^0$ within two standard deviations. No direct CP violation is observed in these decay modes.

We do not find any significant difference between the results for each individual $b \rightarrow s$ mode and those for $B^0 \rightarrow J/\psi K^0$. Since some models of new physics predict such effects, our results can be used to constrain these models. However, many models predict smaller deviations that we cannot rule out with the current experimental sensitivity. Therefore, further measurements with much larger data samples are required in order to search for new, beyond the SM, CP -violating phases in the $b \rightarrow s$ transition.

We thank the KEKB group for excellent operation of the accelerator, the KEK cryogenics group for efficient solenoid operations, and the KEK computer group and the NII for valuable computing and Super-SINET network support. We acknowledge support from MEXT and JSPS (Japan); ARC and DEST (Australia); NSFC and KIP of CAS (China); DST (India); MOEHRD, KOSEF and KRF (Korea); KBN (Poland); MIST (Russia); ARRS (Slovenia); SNSF (Switzerland); NSC and MOE (Taiwan); and DOE (USA).

-
- [1] Y. Grossman and M. P. Worah, Phys. Lett. B **395**, 241 (1997); D. London and A. Soni, Phys. Lett. B **407**, 61 (1997); T. Moroi, Phys. Lett. B **493**, 366 (2000); D. Chang, A. Masiero and H. Murayama, Phys. Rev. D **67**, 075013 (2003); S. Baek, T. Goto, Y. Okada and K. Okumura, Phys. Rev. D **64**, 095001 (2001).
 - [2] A. B. Carter and A. I. Sanda, Phys. Rev. D **23**, 1567 (1981); I. I. Bigi and A. I. Sanda, Nucl. Phys. **B193**, 85 (1981).
 - [3] M. Kobayashi and T. Maskawa, Prog. Theor. Phys. **49**, 652 (1973).
 - [4] M. Beneke and M. Neubert, Nucl. Phys. **B675**, 333 (2003); M. Beneke, Phys. Lett. B **620**, 143 (2005); S. Mishima, talk given at the second joint workshop on a Super B -factory, April 2005, Hawaii, <http://www.phys.hawaii.edu/superb/>; H.-Y. Cheng, C.-K. Chua and A. Soni, Phys. Rev. D **72** 014006 (2005); Phys. Rev. D **72** 094003 (2005).
 - [5] Belle Collaboration, K. F. Chen *et al.*, Phys. Rev. D **72**, 012004 (2005).
 - [6] Belle Collaboration, K. Sumisawa *et al.*, Phys. Rev. Lett. **95**, 061801 (2005).
 - [7] BaBar Collaboration, B. Aubert *et al.*, Phys. Rev. D **71**, 091102(R) (2005); Phys. Rev. Lett. **94**, 191802 (2005); Phys. Rev. Lett. **95**, 011801 (2005).
 - [8] Belle Collaboration, K. Abe *et al.*, Phys. Rev. Lett. **87**, 091802 (2001); Phys. Rev. D **66**, 032007 (2002).

- [9] BaBar Collaboration, B. Aubert *et al.*, Phys. Rev. Lett. **87**, 091801 (2001); Phys. Rev. D **66**, 032003 (2002).
- [10] Belle Collaboration, K. Abe *et al.*, Phys. Rev. D **71**, 072003 (2005).
- [11] Belle Collaboration, K. Abe *et al.*, arXiv:hep-ex/0507037.
- [12] BaBar Collaboration, B. Aubert *et al.*, Phys. Rev. Lett. **94**, 161803 (2005).
- [13] Heavy Flavor Averaging Group, E. Barberio *et al.*, hep-ex/0603003.
- [14] T. Gershon and M. Hazumi, Phys. Lett. B **596**, 163 (2004).
- [15] S. Kurokawa and E. Kikutani, Nucl. Instrum. Methods Phys. Res., Sect. A **499**, 1 (2003), and other papers included in this volume.
- [16] Belle Collaboration, A. Abashian *et al.*, Nucl. Instrum. Methods Phys. Res., Sect. A **479**, 117 (2002).
- [17] Y. Ushiroda (Belle SVD2 Group), Nucl. Instrum. Methods Phys. Res., Sect. A **511**, 6 (2003).
- [18] Belle Collaboration, A. Garmash *et al.*, Phys. Rev. D **69**, 012001 (2004); Phys. Rev. D **71**, 092003 (2005).
- [19] H. Kakuno *et al.*, Nucl. Instrum. Methods Phys. Res., Sect. A **533**, 516 (2004).
- [20] H. Tajima *et al.*, Nucl. Instrum. Methods Phys. Res., Sect. A **533**, 370 (2004).
- [21] W.-M. Yao *et al.*, J. Phys. G: Nucl. Part. Phys. **33**, (2006) 1.
- [22] O. Long, M. Baak, R. N. Cahn and D. Kirkby, Phys. Rev. D **68**, 034010 (2003).
- [23] G. J. Feldman and R. D. Cousins, Phys. Rev. D **57**, 3873 (1998).