

Light Quark Masses with $N_f = 2$ Wilson Fermions*

N. Eicker^a, Th. Lippert^a, B. Orth^a and K. Schilling^a

^aDepartment of Physics, University of Wuppertal, D-42097 Wuppertal, Germany

We present new data on the mass of the light and strange quarks from SESAM/T χ L. The results were obtained on lattice-volumes of $16^3 \times 32$ and $24^3 \times 40$ points, with the possibility to investigate finite-size effects. Since the SESAM/T χ L ensembles at $\beta = 5.6$ have been complemented by configurations with $\beta = 5.5$, moreover, we are now able to attempt the continuum extrapolation (CE) of the quark masses with standard Wilson fermions.

1. Introduction

The precise determination of light quark masses, \overline{m} , from full QCD simulations is of considerable interest since the lattice provides the only known access to their absolute scale.

We have pointed out some time ago [1] that vacuum polarization effects have sizeable impact on extracting \overline{m} from the empirical m_π/m_ρ ratio. This became manifest in a substantial ambiguity in the determination of \overline{m} from the vector Ward identities. Indeed, there is a freedom of chiral extrapolation (χ E) on the lattice: at $\beta = 5.6$. *e.g.*, the extrapolation along the line of equal valence and sea quark hopping parameters, $\kappa^{val} = \kappa^{sea}$ (direct extrapolation), yields a value for $\overline{m} = m_{u/d}$ which is roughly a factor of two below the result from a semi-quenched, two-step extrapolation procedure. In the latter one first determines the values of $\kappa_l^{val} = \kappa_l^{val}(\kappa^{sea})$ for each ensemble with fixed value of κ^{sea} (similar to quenched simulations). For each $\kappa_l^{val}(\kappa^{sea})$ $\overline{m}_{val}^{\overline{MS}}(\kappa^{sea})$ is computed and, subsequently, this function is extrapolated to the physical point $\kappa^{sea} = \kappa_l^{sea}$, at this given value of β .

Furthermore it has been shown by CP-PACS that the ambiguity seen at finite a goes away after CE [2]. CP-PACS has used an improved action that allowed them to go to rather coarse lattices, providing them with a long lever arm for the various CE. In the present context, their lever arm turned out to be of little value, however, since

the extrapolation with a linear CE led them to a very poor χ^2 with such an ansatz, invalidating the small error on their value of \overline{m} .

Given this situation we are motivated to resume the question with the standard Wilson fermionic action and attempt a scaling analysis, by complementing previous SESAM/T χ L data with another set of vacuum configurations at $\beta = 5.5$, as specified in table 1.

2. The light quark mass \overline{m}

The determination of light quark masses can be sketched by the following steps:

- (a) Fix κ_c from the χ E of $am_{PS}^2 \rightarrow 0$;
- (b) Get κ_l from $\frac{m_{PS}}{m_V} \rightarrow \frac{m_\pi}{m_\rho}$ using the χ E of am_V ;
- (c) Determine a^{-1} via $r_0 \simeq 0.5$ fm;
- (d) Compute the quark mass in the lattice-scheme:

$$\overline{m}^{lat}(a) = a^{-1} \frac{1}{2} \left(\frac{1}{\kappa_l} - \frac{1}{\kappa_c} \right); \quad (1)$$

- (e) Convert into \overline{MS} -scheme using

$$\overline{m}^{\overline{MS}}(\mu = 1/a) = Z_m \overline{m}^{lat}(a); \quad (2)$$

- (f) Rescale the quark mass to $\mu = 2$ GeV;
- (g) Extrapolate $a \rightarrow 0$.

Z_M within this work was determined using a tadpole improved perturbative procedure [5].

In the case of the above-quoted semi-quenched χ E procedure the results for $\overline{m}^{\overline{MS}}(2 \text{ GeV})$ have to be extrapolated to the physical mass of the sea quarks before sending $a \rightarrow 0$.

*Talk presented by N. Eicker.

β	$N_s^3 \times N_t$	κ	N_{traj}	N_{conf}	m_{PS}/m_V	$(am_{PS}N_s)^{-1}$	$r_0 a^{-1}$	$a[\text{GeV}]$
5.5	$16^3 \times 32$ $a = 0.091 \text{ fm}$	0.1580	4000	119	0.854(2)	0.113(1)	4.027(24)	1.587(9)
		0.1590	4500	140	0.803(9)	0.142(1)	4.386(26)	1.728(10)
		0.1596	5500	199	0.753(6)	0.170(2)	4.675(34)	1.842(13)
		0.1600	5500	200	0.675(10)	0.204(3)	4.889(30)	1.926(12)
5.6	$16^3 \times 32$ $a = 0.083 \text{ fm}$	0.1560	5700	198	0.834(3)	0.140(1)	5.104(29)	2.011(11)
		0.1565	5900	208	0.812(9)	0.156(2)	5.283(52)	2.08(2)
		0.1570	6000	201	0.762(7)	0.181(2)	5.475(72)	2.16(3)
		0.1575	6500	206	0.684(8)	0.223(3)	5.959(77)	2.35(3)
	$24^3 \times 40$ $a = 0.078 \text{ fm}$	0.1575	5100	185	0.701(6)	0.151(2)	5.892(27)	2.321(11)
		0.1580	4500	158	0.566(14)	0.209(4)	6.230(60)	2.45(2)

Table 1

Simulation parameters. a -values in 2nd column hold at κ_l . $(am_{PS}N_s)^{-1}$ is discussed in [3]. r_0 for $\beta = 5.6$ from [4], for $\beta = 5.5$ using the same approach.

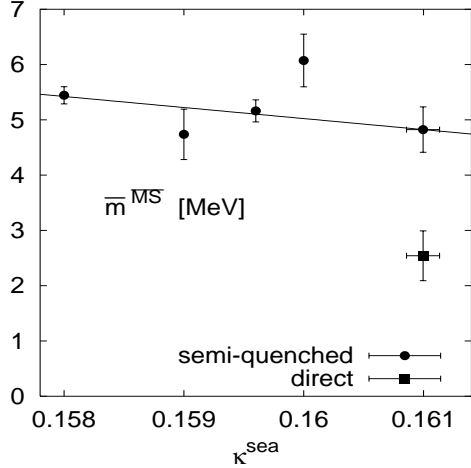


Figure 1. Light quark mass at $\beta = 5.5$ in the $\overline{\text{MS}}$ -scheme at $\mu = 2 \text{ GeV}$. Square-symbol from direct, circles from semi-quenched extrapolation.

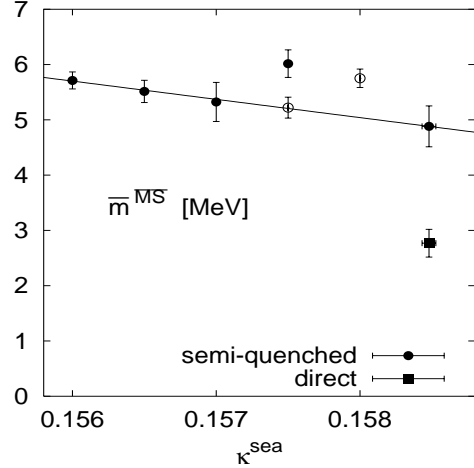


Figure 2. Same as in Fig. 1 but for $\beta = 5.6$. Data with open symbols from larger lattices.

In order to achieve appropriate statistical errors throughout this analysis one has to take into account the correlation between the observables. These correlations occur especially within the semi-quenched analysis, since all observables inside a χE are determined on the same set of configurations. Therefore all errors are determined using the jackknife procedure within all steps (a) to (g) sketched above.

Fig. 2 shows the results for \overline{m} in the $\overline{\text{MS}}$ -scheme for $\beta = 5.6$ versus κ^{sea} . Obviously the semi-quenched values for $\kappa = 0.1575$ on the small lattice and for $\kappa = 0.158$ on the larger lattice de-

viate from the general behavior of the data. A more detailed investigation shows that this is due to finite-size effects. Hence these two points are neglected in the extrapolation to the physical sea quark mass. Furthermore we reconfirm the above mentioned discrepancy between the results for the semi-quenched and the direct extrapolations.

Fig. 1 displays the corresponding results for $\beta = 5.5$. Here the value for $\kappa = 0.160$ clearly shows finite-size effects and is hence discarded.

Fig. 3 presents the CE $a \rightarrow 0$, with a as obtained from r_0 at κ_l . The continuum value for the light quark mass is determined using a constrained fit to the semi-quenched and direct val-

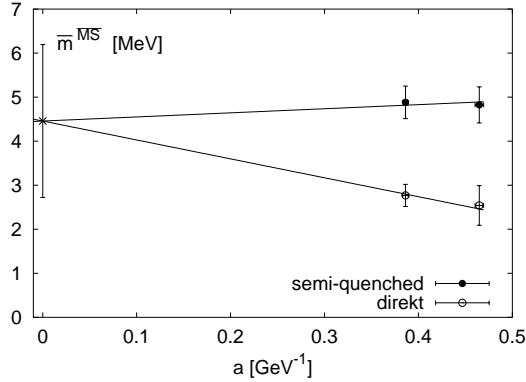


Figure 3. Extrapolating \overline{m} in $a \rightarrow 0$.

ues at two lattice constants each. The fit is also shown in the figure.

As a final result for the light quark mass we get

$$\overline{m}^{\overline{\text{MS}}}(2 \text{ GeV}) = 4.5(1.7) \text{ MeV}. \quad (3)$$

Within the bigger errors of our analysis, this number is in good agreement with the result quoted by CP-PACS [2].

3. The strange quark mass m_s

In contrast to the light quark mass there is no reasonable way to carry out a direct χ E for the mass of the strange quark. This is due to the fact that directly extrapolated results would describe mesons with strange valence quarks within a sea of strange sea quarks. Indeed, nature is given by a sea of light sea quarks and therefore only the semi-quenched χ E makes sense.

On the other hand there are several ways to determine κ_s , the hopping-parameter corresponding to the mass of the strange quark. In this analysis we investigated three different inputs: $\frac{m_\phi}{m_\rho}$, $\frac{m_K}{m_\pi}$ and $\frac{m_{K^*}}{m_\rho}$.

From a semi-quenched analysis of m_s , one obtains the results displayed in Fig. 4. The data clearly show deviations for the different definitions of the quark mass which are expected to disappear in the continuum. Hence again a constrained fit was done for the CE.

The result of this fit for the mass of the strange quark is

$$m_s^{\overline{\text{MS}}}(2 \text{ GeV}) = 92(83) \text{ MeV}. \quad (4)$$

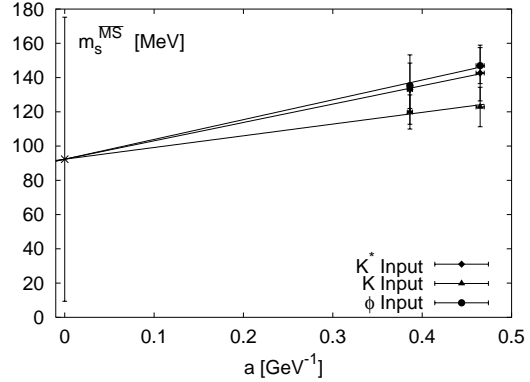


Figure 4. Extrapolating m_s in $a \rightarrow 0$.

Obviously the strange quark mass needs all the more a larger range of a -values for a safe CE.

4. Conclusions

We conclude that (i) statistical errors of 5 to 10 % can be achieved before CE, (ii) with additional simulations at smaller β , a reliable \overline{m} -determination with 10 % accuracy is within reach.

Acknowledgments

We thank G. Bali for computing the r_0 data, with support of the EC under contract HPRN-CT-2000-00145 Hadrons/Lattice QCD. N.E. thanks DESY for partly supporting his PhD project. B.O. was supported by the DFG Graduiertenkolleg "Feldtheoretische Methoden in der Elementarteilchentheorie und Statistischen Physik".

REFERENCES

1. N. Eicker, *et al.*, Phys. Lett. **B407** (1997) 290.
2. A. Ali Khan *et al.*, hep-lat/0105015 (2001).
3. B. Orth, *et al.*, these proceedings.
4. B. Bolder *et al.*, Phys. Rev. **D62** (2000) 054503.
5. P. Lepage *et al.*, Phys. Rev. **D 48** (1993) 2250.