

The pion form factor on the lattice at zero and finite temperature¹

J. VAN DER HEIDE^a, J.H. KOCH^a, AND E. LAERMANN^b

^a*National Institute for Nuclear Physics and High-Energy Physics (NIKHEF)
1009 DB Amsterdam, The Netherlands*

^b*Fakultät für Physik, Universität Bielefeld, D-33615 Bielefeld, Germany*

Abstract

We calculate the electromagnetic form factor of the pion in quenched lattice QCD. The non-perturbatively improved Sheikoleslami-Wohlert lattice action is used together with the consistently $\mathcal{O}(a)$ improved current. We calculate the pion form factor for masses down to $m_\pi = 360 \text{ MeV}$, extract the charge radius, and extrapolate toward the physical pion mass. In the second part, we discuss results for the pion form factor and charge radius at $0.93 T_c$ and compare with zero temperature results.

1 Introduction

The pion, being the lightest and 'simplest' particle in the hadronic spectrum has been studied intensively in the past. Using different effective and phenomenological models, the properties of the pion have been described with varying success. However, these models make a crucial assumption: confinement is put in by hand, in contrast to being the result of the underlying dynamics. Lattice QCD (LQCD) does not have this drawback since it solves QCD directly from first principles.

Using LQCD, global properties of the pion such as the mass and the decay width have been calculated to satisfying accuracy. The form factor, which directly reflects the internal structure, is clearly an important, additional challenge. The first lattice results were obtained by Martinelli and Sachrajda [1]. It was followed by a more detailed study by Draper *et al.* [2]. We extend these studies in several ways. First, we adopt improved lattice techniques [3–5], which means that we include extra operators in order to systematically eliminate all the $\mathcal{O}(a)$ discretisation errors. Furthermore, we extend the calculations to lower masses than achieved before.

In view of heavy ion collisions, it is necessary to know whether, and how, these non-perturbative observables change with temperature, especially in the vicinity of the phase transition. To investigate this, we have calculated the form factor at finite temperature for the first time using lattice QCD. First results at $T = 0.93 T_c$ are presented in the second part.

¹Presented by J. van der Heide at Light-Cone 2004, Amsterdam, 16 - 20 August

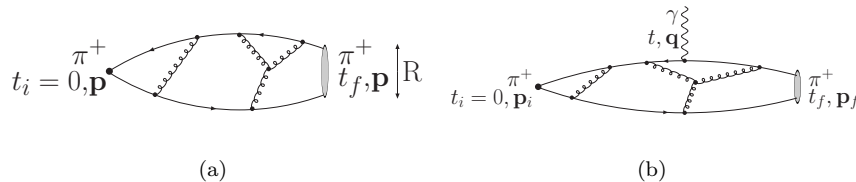


Figure 1: Graphic representation of (a) the two- and (b) the three-point function.

2 The method

The calculation of n -point functions is done using the Feynman path integral approach. We exploit the similarity of the path integral with the thermodynamic expectation value to define a temperature on the lattice. The temperature is then defined as the inverse of the temporal extent of the lattice. In order to reliably extract the form factor, we need to evaluate both the two- and three-point Green's function of the pion, shown in Fig. 1. For our form factor calculations we make use of non-perturbatively improved, quenched Wilson fermions on a $24^3 \times 32$ lattice ($T = 0$) and on a $32^3 \times 8$ lattice ($T = 0.93 T_c$). The gauge coupling, $\beta = 6.0$, corresponds to $g^2 = 1$ and a lattice spacing $a = 0.105$ fm. We generated $\mathcal{O}(100) - \mathcal{O}(200)$ configurations. Using these configurations, we calculated quark propagators for five different quark masses. Details of our methods, including analysis techniques, can be found in [6]. Here, we will only focus on the results and the details of the finite temperature calculations.

In contrast to the $T = 0$ case, for which we can write the pion-photon matrix element as

$$\Gamma_\mu^{(T=0)} = (p_f + p_i)_\mu F(Q^2), \quad (1)$$

the parametrisation of the data is more difficult at finite temperature. Here, the matrix element now involves three form factors and they dependent on more scalar variables

$$\Gamma_\mu = (p_f + p_i)_\mu F(Q^2, \mathbf{p}_{\perp,f}^2, \mathbf{p}_{\perp,i}^2, \omega_{n,f}, \omega_{n,i}) + q_\mu G(Q^2, \mathbf{p}_{\perp,f}^2, \mathbf{p}_{\perp,i}^2, \omega_{n,f}, \omega_{n,i}) + n_\mu H(Q^2, \mathbf{p}_{\perp,f}^2, \mathbf{p}_{\perp,i}^2, \omega_{n,f}, \omega_{n,i}), \quad (2)$$

with $\mathbf{p}_\perp = (p_x, p_y)$ and ω_n are the Matsubara frequencies. Using current conservation ($q_\mu \Gamma_\mu = 0$), we can remove one form factor. Imposing the extra kinematical restrictions

$$\mathbf{p}_{\perp,f}^2 = \mathbf{p}_{\perp,i}^2 \quad \text{and} \quad (3)$$

$$\omega_{n,f} = \omega_{n,i} = 0, \quad (4)$$

and $\mu = 3$, we are left with the form factor corresponding to F in the zero temperature case. Furthermore, as can be seen, the form factor may now depend

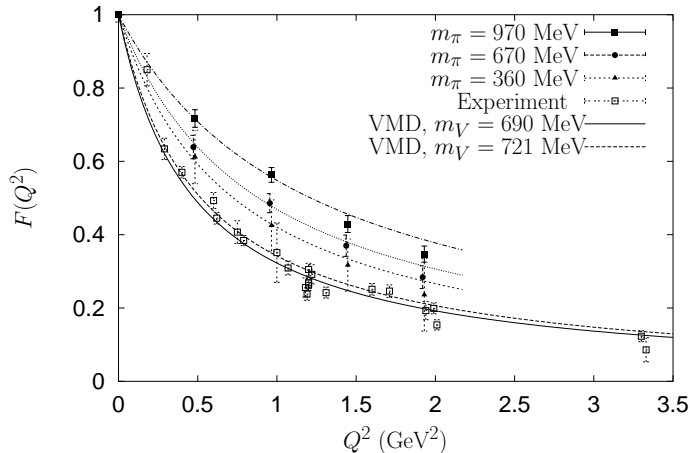


Figure 2: The form factor for different m_π , compared to experiment [8,9] ($T = 0$)

on more scalar variables. The dependency on $\mathbf{p}_{\perp,f}^2$ and $\mathbf{p}_{\perp,i}^2$ will be investigated here; ω_n will be chosen zero.

3 Results

As a byproduct of our simulations we also obtain pion masses for the 5 different κ -values. They agree with the literature. We also checked the energy-momentum relation and up to the energies involved we found that a continuum relation provides the best description. These non-trivial tests indicate that our simulations are done correctly and that we are close to the continuum limit.

Using different currents, we extract the form factor for the five κ -values at $T = 0$. Comparison of the results for the Noether current and the improved current shows that the effect of improvement can be as large as 25% for the highest momentum transfers considered. The improved results are shown in Fig.2. The high accuracy of the data point at $Q^2 = 0$ is due to the fact that the Ward-Takahashi identity related to current conservation is satisfied to 1 ppm. From the figure, we observe that our results approach the experimental data when the quark mass is lowered. Although our lightest pion is still more than twice as heavy as the physical pion, we come rather close to the measurements. As in the previous study [2] of the pion form factor we have compared our results to a VMD inspired monopole form. Fitting our data to this model, we extract a vector meson mass which is within 5% of the corresponding rho mass on the lattice [7].

The masses we extract from the two-point function at $T = 0.93 T_c$ are slightly lower than at $T = 0$. This effect is systematic, but the error bars overlap. The data for finite momentum is best described by the continuum dispersion relation.

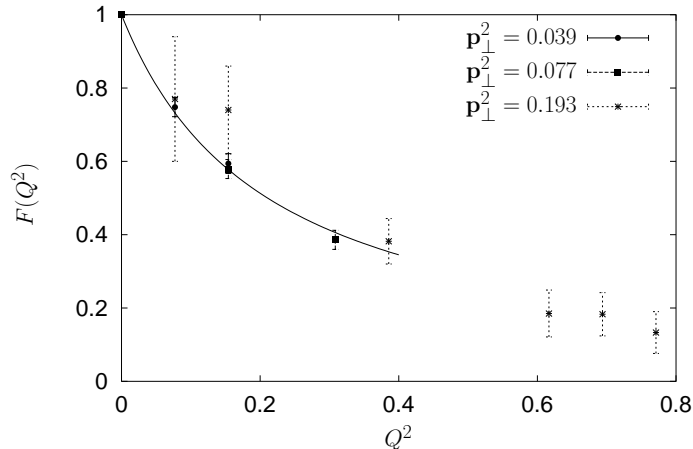


Figure 3: Form factor for different pion momenta, $m_\pi = 530$ MeV. Curve: VMD fit to combined lower momenta.

As for the $T = 0$ data, the form factor can be described by the VMD inspired monopole form with m_V acting as a fit parameter up to moderate Q^2 . For one of our five κ values, the form factor is plotted for different pion momenta in Fig. 3. The form factor is seen to depend on the pion momenta, although this dependence becomes important for higher momenta only. Since the lower momenta data seems to be indistinguishable, we combine them to facilitate the VMD fit, this combined set is denoted \mathbf{p}_l .

In Fig. 4, we compare the form factor for different temperatures. It is seen that at $T = 0.93 T_c$, the lower momenta data fall off slightly faster than the $T = 0$ data. For $\mathbf{p}_l^2 = 0.193 (= \mathbf{p}_h)$, the opposite occurs.

From the behaviour of the form factors at low Q^2 , we can extract the mean-square charge radius of the pion, which is shown in Fig. 5 for both temperatures, together with an extrapolation of the finite temperature results. The extrapolation method is not unique; we have chosen to use the extrapolation based on VMD (see [6]) to obtain the radii in the physical limit. The radii are

$$\begin{aligned} \langle r^2 \rangle &= 0.36(2) \text{ fm}^2 \text{ at } T = 0, \\ \langle r^2 \rangle &= 0.39(2) \text{ fm}^2 \text{ at } T = 0.93 T_c \text{ (}\mathbf{p}_l\text{) and} \\ \langle r^2 \rangle &= 0.28(3) \text{ fm}^2 \text{ at } T = 0.93 T_c \text{ (}\mathbf{p}_h\text{)} \end{aligned}$$

4 Conclusions

We have given the results of an improved calculation of the free pion form factor ($T = 0$) for low masses. It was found that it could be parametrised quite

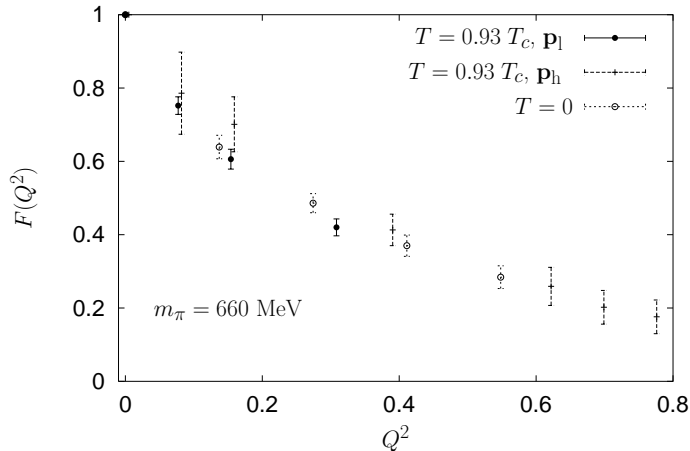


Figure 4: Form factor as a function of Q^2 for different T and different pion momenta.

well by the VMD-model. The calculated form factor is seen to come close to the experimental data, leaving only a small gap. We thus showed that it is possible to calculate a highly non-perturbative quantity like a form factor, to high qualitative agreement with experiment. The radius was found to be close to the measured value, with a deviation of only 10%.

Whether a further lowering of the quark mass alone will resolve the last gap with experiment, is uncertain. It might be necessary to utilize chirally improved actions for a clarification of this point. In any case, the results need to be approved by analyses including dynamical quarks.

Rather, one should also improve the methods, *e.g.* by including dynamical quarks (unquenched), or by using chiral symmetric actions.

Furthermore, we have presented the first finite temperature calculation of the form factor using lattice QCD. It was found that up to temperatures close to T_c , the situation is very similar to that at $T = 0$. The masses were found to be slightly lower at $0.93 T_c$, but the significance of the difference is small, although the effect is systematic.

The structure of the pion-photon matrix element at finite temperature may differ from that at $T = 0$. Instead of one, we now can have two independent form factors. Moreover, the form factors may depend on more kinematic variables. We have investigated some of these dependencies and found that the form factor decreases with decreasing pion momenta. The differences are small and error bars overlap; nonetheless, the effect is systematic.

The extracted radii confirm this picture; at finite temperature, they are seen to depend on the pion momentum. In comparison with $T = 0$, the radius of the pion with the lower momentum is slightly larger. Although error bars overlap, this increase in the radius might indicate a change in the behaviour of the strong

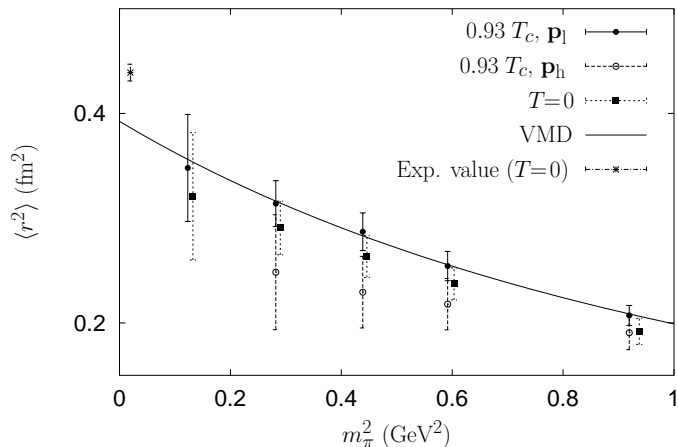


Figure 5: $\langle r^2 \rangle$ as a function of m_π for different T , and pion momenta. Curve: extrapolation based on VMD of the \mathbf{p}_l finite temperature results.

force, indicating the imminent phase transition.

An obvious next step will be to calculate the form factor at temperatures (just) above T_c , in order to search for evidence whether deconfinement is complete, or if residual interactions, or even real bound states still exist in that regime.

Acknowledgements

The work of J.v.d.H and J.H.K. is part of the research program of the Foundation for Fundamental Research of Matter (FOM) and the National Organization for Scientific Research (NWO) of The Netherlands. The research of E.L. is partly supported by Deutsche Forschungsgemeinschaft (DFG) under grant FOR 339/2-1. The computations were performed at the John von Neumann Institute for Computing (NIC), Jülich and at SARA, Amsterdam under grant SG-119 by the Foundation for National Computing Facilities (NCF).

References

- [1] G. Martinelli and C. T. Sachrajda *Nucl. Phys.* **B306** (1988) 865.
- [2] T. Draper, R. M. Woloshyn, W. Wilcox, and K.-F. Liu *Nucl. Phys.* **B318** (1989) 319.
- [3] M. Lüscher, S. Sint, R. Sommer, P. Weisz, and U. Wolff *Nucl. Phys.* **B491** (1997) 323–343, hep-lat/9609035.

- [4] B. Sheikholeslami and R. Wohlert *Nucl. Phys.* **B259** (1985) 572.
- [5] M. Lüscher, S. Sint, R. Sommer, and H. Wittig *Nucl. Phys.* **B491** (1997) 344–364, [hep-lat/9611015](#).
- [6] J. van der Heide, J. H. Koch, and E. Laermann *Phys. Rev.* **D69** (2004) 094511, [hep-lat/0312023](#).
- [7] **UKQCD** Collaboration, K. C. Bowler *et. al. Phys. Rev.* **D62** (2000) 054506, [hep-lat/9910022](#).
- [8] C. J. Bebek *et. al. Phys. Rev.* **D17** (1978) 1693.
- [9] **The Jefferson Lab F(π)** Collaboration, J. Volmer *et. al. Phys. Rev. Lett.* **86** (2001) 1713–1716, [nucl-ex/0010009](#).