

# Simple patterns for non-linear susceptibilities near $T_c$

R. V. Gavai\* and Sourendu Gupta†  
*Department of Theoretical Physics,  
 Tata Institute of Fundamental Research,  
 Homi Bhabha Road, Mumbai 400005, India.*

Non-linear susceptibilities upto the eighth order have been constructed in QCD with 2 flavours of dynamical quarks. Beyond leading order, they exhibit peaks at the cross over temperature,  $T_c$ . By analyzing their behaviour in detail, we find that the dominant contributions near  $T_c$  come from a set of operators with a remarkably simple topology. Any effective theory of QCD near  $T_c$  must be able to explain these regularities.

PACS numbers: 12.38.Aw, 11.15.Ha, 05.70.Fh

Quark number susceptibilities (QNS) in QCD [1] are interesting because they are measurable through event-to-event fluctuations of conserved quantities in heavy-ion collisions [2]. Recent determinations of the linear QNS in lattice QCD include those in the continuum limit of the quenched theory [5], the first results in the high temperature phase of  $N_f = 2$  QCD [6, 7, 10] and the first computation in  $N_f = 2 + 1$  QCD [8]. The non-linear susceptibilities (NLS) are a generalization introduced in [3, 4] and have been used in finding the Taylor expansion of the pressure of the QCD plasma at finite chemical potential. The linear combinations used for pressure were also reported in  $N_f = 2$  QCD [7].

Here we report on systematic simplicities of these quantities that we discovered in our investigation of QCD with light dynamical quarks. These simple patterns which we find here for the first time may be consistent with weak coupling theory in the high temperature phase of QCD. However, in the vicinity of the finite temperature cross over at  $T_c$ , we find a different simple pattern. It seems possible to incorporate it into a simple model of the physics of the cross over. A few of these results have been discussed in [10]. Here we complete the study of the NLS started there.

The partition function for QCD at temperature  $T$  and chemical potentials  $\mu_f$  for each of  $N_f$  flavours, can be written in the form

$$Z(T, \{\mu_f\}) = \int \mathcal{D}U e^{-S_G(T)} \prod_f \text{Det } M_f(m_f, T, \mu_f), \quad (1)$$

where  $S_G$  is the gluon part of the action and  $M$  denotes the Dirac operator. The pressure,

$$P(T, \{\mu_f\}) = -\frac{F}{V} = \left(\frac{T}{V}\right) \log Z(T, \{\mu_f\}), \quad (2)$$

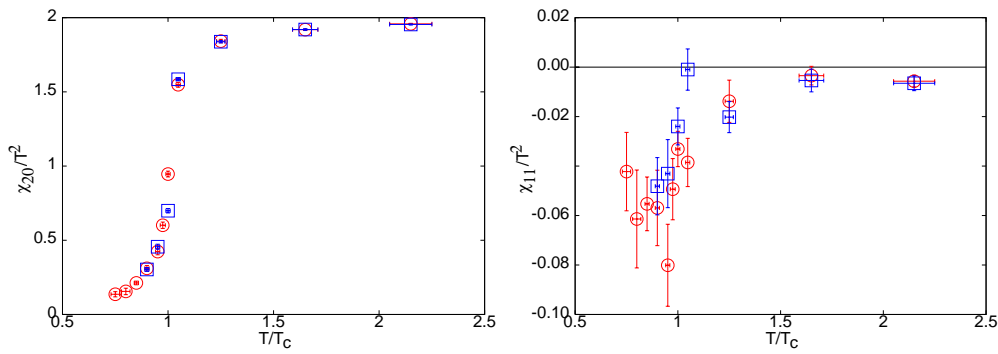


FIG. 1:  $\chi_{20}/T^2$  varies smoothly across  $T_c$ , and behaves roughly as an order parameter, being small in the hadronic phase and large in the plasma.  $\chi_{11}/T^2$  is small in the hadronic phase, perhaps peaks near  $T_c$  and is not significant in the plasma phase. Data from lattice sizes  $4 \times 16^3$  (circles) and  $4 \times 24^3$  (boxes) are shown.

\*Electronic address: gavai@tifr.res.in

†Electronic address: sgupta@tifr.res.in

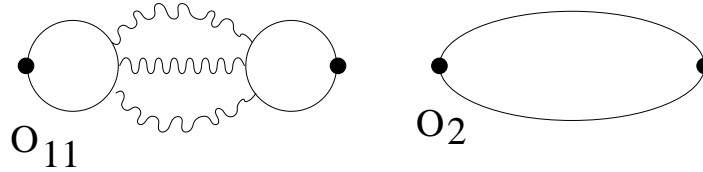


FIG. 2: The operator  $\mathcal{O}_{11}$  is shown on the left with the smallest number of gluon connections between the two fermion loops. The contribution is naively of order  $g^6$ , but a computation shows that it is actually  $g^5 \log g$  [12]. The operator  $\mathcal{O}_2$  shown on the right is fermion line connected and hence the leading contribution shown is of order 1. The black dots denote insertions of  $\gamma_0$  arising from the derivatives with respect to the chemical potential.

which is a convex function of  $T$  and  $\mu_f$ , can be expanded in a Taylor series about the point where all the  $\mu_f = 0$  [3].

In this paper we examine staggered fermions with  $N_f = 2$  and a small but non-vanishing quark mass,  $m_u = m_d = m$ . The  $N$ -th order derivatives in the Taylor expansion then can be taken  $n_u$  times with respect to  $\mu_u$  and  $n_d = N - n_u$  times with respect to  $\mu_d$ . This is the non-linear quark number susceptibility (NLS), which we write as  $\chi_{n_u, n_d}$ . This new notation streamlines a more cumbersome notation which was used earlier. The translation table between these two notations can be understood from the relations—

$$\chi_{20} \equiv \chi_{uu} = \chi_{dd} \equiv \chi_{02}, \quad \chi_{11} \equiv \chi_{ud}, \quad \chi_{40} \equiv \chi_{uuuu} = \chi_{dddd} \equiv \chi_{04}, \quad \chi_{22} \equiv \chi_{uudd}, \quad \text{etc}, \quad (3)$$

where we have used flavour symmetry to write  $\chi_{n_u, n_d} = \chi_{n_d, n_u}$ .

The Taylor expansion of the pressure can be written as

$$\Delta P(T, \mu_u, \mu_d) \equiv P(T, \mu_u, \mu_d) - P(T, 0, 0) = \sum_{n_u, n_d} \chi_{n_u, n_d} \frac{\mu_u^{n_u}}{n_u!} \frac{\mu_d^{n_d}}{n_d!}. \quad (4)$$

The NLS above can be written down in terms of the derivatives of  $Z$ . From the expression in eq. (1) it is clear that the derivatives with respect to the  $\mu_f$  land entirely on the determinants. Now, since  $\text{Det } M = \exp \text{Tr} \log M$ , the first derivative gives  $(\text{Det } M)' = \text{Tr} (M^{-1} M') \text{Det } M \equiv \mathcal{O}_1 \text{Det } M$ . Higher derivatives can be found systematically using the additional relation  $MM^{-1} = 1$ , which yields  $(M^{-1})' = -M^{-1} M' M^{-1}$ . Our notation for operators is that  $\mathcal{O}'_n = \mathcal{O}_{n+1}$ , and  $\mathcal{O}_{lmn\dots} = \mathcal{O}_l \mathcal{O}_m \mathcal{O}_n \dots$ . The expectation values  $\langle \mathcal{O}_{2n+1}(\mu_f = 0) \rangle = 0$  by CP symmetry. The derivatives of  $Z$  can be written in terms of expectation values of certain operators involving powers of traces of products of inverses and derivatives of the Dirac operator. Diagrammatic methods for their evaluation were developed in [3, 9] and explicit expressions were written down in [10].

We report on results obtained using the configurations generated in the study reported in [10]. Details of our simulations and statistics can be found there. These results have been obtained on lattices with temporal extent  $N_t = 4$ , and varying  $N_s$ , with the spatial volume being large. The quark mass has been fixed in physical units to be such that  $m_\pi/m_\rho = 0.31 \pm 0.01$ , about 50% larger than in the real world, making this the smallest quark mass at which NLS have been studied. Details of how the temperature scale is set on the lattice can also be found in [10]. In physical units we find that the cross over temperature,  $T_c$  is  $m_\rho/T_c = 5.4 \pm 0.2$ .

The volume dependence of  $T_c$  has been remarked upon in [10]; we see evidence of some volume dependence in the bare coupling at the cross over, but the scale has larger uncertainties, so a finite size scaling study of the shift of  $T_c$  with  $V$  performed at these lattice cutoffs  $a$  will not be very useful. However, strong finite volume effects on the NLS were found when the spatial lattice extent was too small,  $N_s < 4N_t$ . In the remainder of this study, therefore, we concentrate on the NLS obtained with  $N_s = 16$ , using data obtained with  $N_s = 24$  to make cross checks of the results. At  $T_c$ , the finite volume shift in the results is significant, but become negligible on moving slightly away—to  $0.95T_c$  or  $1.05T_c$ , for example.

The two leading terms in the series, the diagonal QNS,  $\chi_{20}$ , and the off-diagonal QNS,  $\chi_{11}$ , have been computed before. For completeness we display results from [10] in Figure 1. Note that  $\chi_{11} = (T/V) \langle \mathcal{O}_{11} \rangle$ , which is a quark-line disconnected diagram. Also, one can see that  $\chi_{20} - \chi_{11} = (T/V) \mathcal{O}_2$ , which is quark-line connected. Diagrammatic representations of these are shown in Figure 2. Recall that for  $T > T_c$ , these diagrams have been computed in weak coupling theory, giving reasonable agreement with the lattice results [12, 13, 14].

A counting rule for the minimum number of gluon lines needed in a quark-line disconnected diagram was obtained in [12] by noting that effectively the diagrams are Abelian, and Furry's theorem holds, i.e., the number of  $\gamma_\mu$  insertions must be even. Among these must be counted the insertions of  $\gamma_0$  arising from taking derivatives with respect to the chemical potential. For  $\mathcal{O}_{11}$  one gluon exchange is ruled out for reasons of gauge invariance, two by the counting rule, and hence three gluons are needed, as shown in Figure 2.

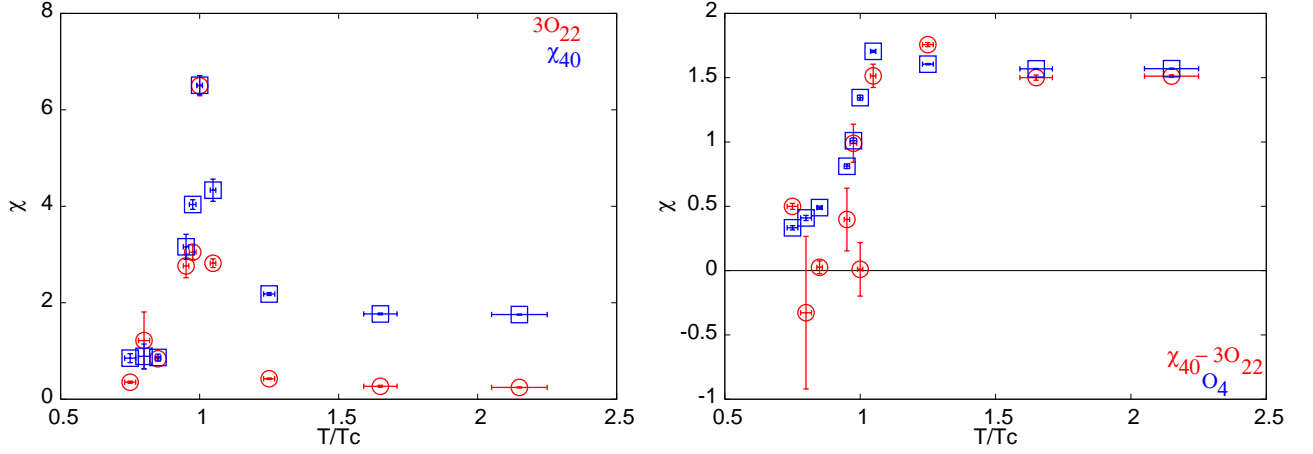


FIG. 3:  $\chi_{40}$  (boxes) peaks at  $T_c$ , and the peak is entirely due to the term in  $(T/V)\langle\mathcal{O}_{22}\rangle$  (circles), as shown on the left. After subtracting this out, one gets a much smoother function (circles in the right panel), which agrees well with  $(T/V)\langle\mathcal{O}_4\rangle$  (boxes). Data are from lattice sizes  $4 \times 16^3$ .

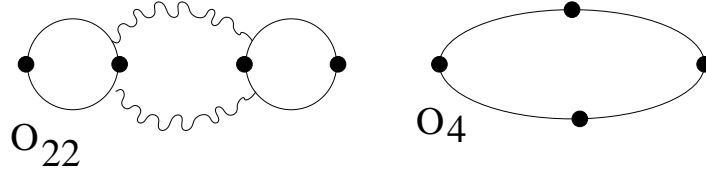


FIG. 4: One of the contributions to the operator  $\mathcal{O}_{22}$  is shown on the left with the smallest number of gluon connections between the two fermion loops allowed by the counting rules of [12]. Other contributions correspond to permuting the gluon lines and operator insertions along each quark line, while keeping the loop topology fixed. The operator  $\mathcal{O}_4$  shown on the right is fermion line connected and hence of order 1. These diagrams are expected to give accurate results in the plasma phase.

In figure 1 some volume dependence is visible in the immediate vicinity of  $T_c$ . The high temperature behaviour of  $\chi_{20}/T^2$  is consistent with our earlier results in [6], and, therefore, is compatible with the predictions of [12, 13]. The results on  $\chi_{11}/T^2$  are also completely compatible with earlier results in [6] after correcting for a division by an extra factor of  $(T/V)$  for  $\chi_{11}/T^2$  reported there. Comparison with the recent results of [7, 8] are harder to perform since the actions and quark masses are different.

At the fourth order, there are five operators— $\mathcal{O}_4$ ,  $\mathcal{O}_{31}$ ,  $\mathcal{O}_{22}$ ,  $\mathcal{O}_{112}$  and  $\mathcal{O}_{1111}$ . The last four are quark-line disconnected operators. The connected parts of the operators enter into the expressions for the NLS [3, 10]. In this paper, we decompose the NLS into connected parts of these operators, such as  $(T/V)\langle\mathcal{O}_{22}\rangle_c$ . Since comparisons are always with connected parts, we indulge in slight notation-abuse by dropping the subscript often. We remind the reader of the definitions of the connected parts at the fourth order—

$$\begin{aligned}\langle\mathcal{O}_{1111}\rangle_c &= \left[\langle\mathcal{O}_{1111}\rangle - 3\langle\mathcal{O}_{11}\rangle^2\right], \\ \langle\mathcal{O}_{112}\rangle_c &= \left[\langle\mathcal{O}_{112}\rangle - \langle\mathcal{O}_{11}\rangle\langle\mathcal{O}_2\rangle\right], \\ \langle\mathcal{O}_{22}\rangle_c &= \left[\langle\mathcal{O}_{22}\rangle - \langle\mathcal{O}_2\rangle^2\right].\end{aligned}\tag{5}$$

$\langle\mathcal{O}_{31}\rangle$  and  $\langle\mathcal{O}_4\rangle$  are connected pieces by themselves; the former by virtue of the fact that  $\langle\mathcal{O}_n\rangle = 0$  for odd  $n$ , the latter because it is the largest loop at this order. In [3, 10] we have shown that each distinct operator topology is a physical observable in a version of QCD with appropriate number of quark flavours.

We show our results for the QNS  $\chi_{40}$  in Figure 3, where we also plot the connected part of  $(T/V)\langle\mathcal{O}_{22}\rangle$  multiplied

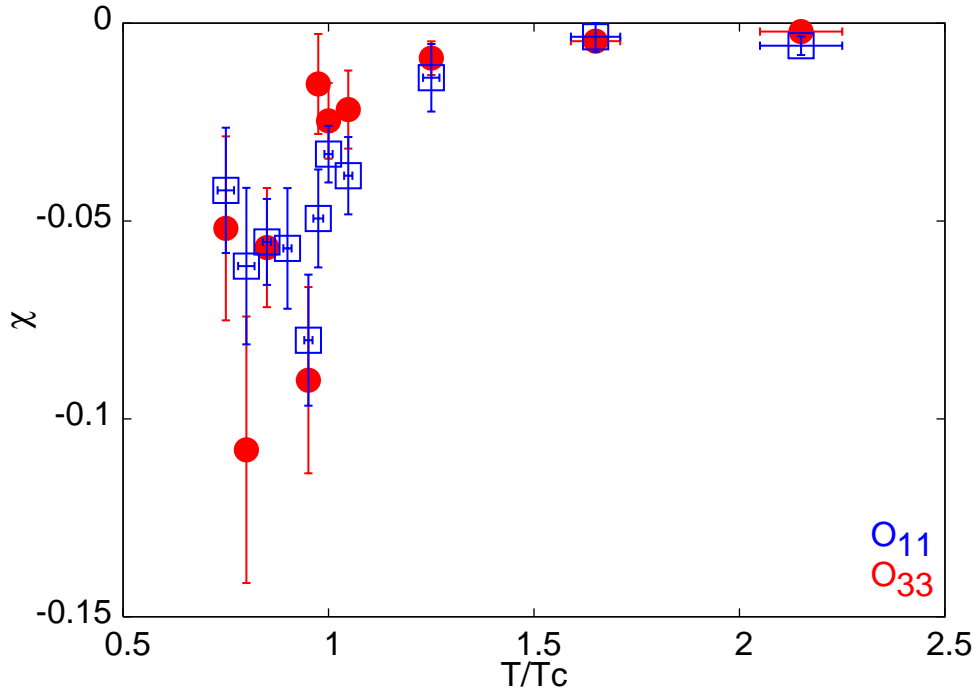


FIG. 5:  $\chi_{11}$  (boxes) and  $(T/V)\langle O_{33} \rangle$  (circles) obtained on a  $4 \times 16^3$  lattice.

by the coefficient with which it enters into  $\chi_{40}$ . This operator appears to take care of the peak in the QNS near  $T_c$ . In Figure 3 we have also shown the difference between these two quantities. The peak disappears and the remainder, in the high temperature phase, is saturated by  $(T/V)\langle O_4 \rangle$ . Like  $O_2$ , this expectation value is also like an order parameter, being small in the low  $T$  phase, and large on the other side of  $T_c$ .

In this range of temperatures, the two major contributions to the fourth order QNS are from  $O_4$  and  $O_{22}$ . We also find this kind of peak in  $\chi_{22}$ , where it again matched the peak in  $(T/V)\langle O_{22} \rangle$ . No other QNS at this order has contribution from this operator, and also show little sign of a comparable peak near  $T_c$ .  $O_4$  gives no contribution to any other QNS, and, compatible with this, we see that all other 4th order QNS are very small above  $T_c$ . A similar behaviour is also seen on the  $4 \times 24^3$  lattice.

It is interesting that the counting rules of [12] show that the two largest contributions above  $T_c$  should come from precisely these operators.  $O_4$  is of order 1, and the connected part of  $O_{22}$  shown in Figure 4 is naively of order  $g^4$ . In comparison,  $O_{31}$  is of order  $g^6$ ,  $O_{112}$  is of order  $g^8$  and  $O_{1111}$  is of order  $g^{12}$ . These naive powers may be modified into some logarithms in the computation.

At the sixth order we have eleven topologically distinct operators  $O_6$ ,  $O_{51}$ ,  $O_{42}$ ,  $O_{33}$ ,  $O_{114}$ ,  $O_{123}$ ,  $O_{222}$ ,  $O_{1113}$ ,  $O_{1122}$ ,  $O_{11112}$  and  $O_{111111}$ . The determination of the NLS are also significantly more expensive than the linear QNS, requiring many more vectors in the stochastic evaluation of the traces [10]. One result is that the measurements are more noisy at higher orders. Nevertheless, it is possible to make significant statements about the structure of these operators.

One interesting point, illustrated in Figure 5, is the qualitative similarity between  $\chi_{11}$  and  $(T/V)\langle O_{33} \rangle$ . Both are small in the high  $T$  phase, possibly peak in the vicinity of  $T_c$ , and are comparable to other operators in the low  $T$  phase. We have previously argued that the increase in the ratio  $\chi_{11}/\chi_{20}$  with decreasing  $T$  implies that the fermion sign problem becomes more severe, thus restricting the usefulness of all the recent methods which have been developed to handle this problem. The observation in Figure 5 extends this argument to finite chemical potential.

However, at higher temperatures, such contributions are small. The dependence of  $\chi_{60}$  on  $T$  is shown in Figure 6. The peak at  $T_c$  is due to contributions from  $O_{222}$ , as we demonstrate by plotting along with this the values of  $\chi_{42}$  normalized so that the two have equal contribution from  $O_{222}$ . The difference is small; for  $T > T_c$  it is saturated by  $O_6$ , which is much smaller than the peak, but much larger than  $O_{222}$ . The operator  $O_{24}$  also peaks at  $T_c$ , but the value at the peak is negligible in comparison with  $O_{222}$ . Power counting shows that  $O_6$  is of order 1,  $O_{24}$  is of order  $g^4$ , but  $O_{222}$  is of order  $g^6$ . The form of the operators is shown in Figure 7. This is the lowest order at which we first find explicitly that the perturbative power counting of the high temperature phase does not extend down to  $T_c$ .

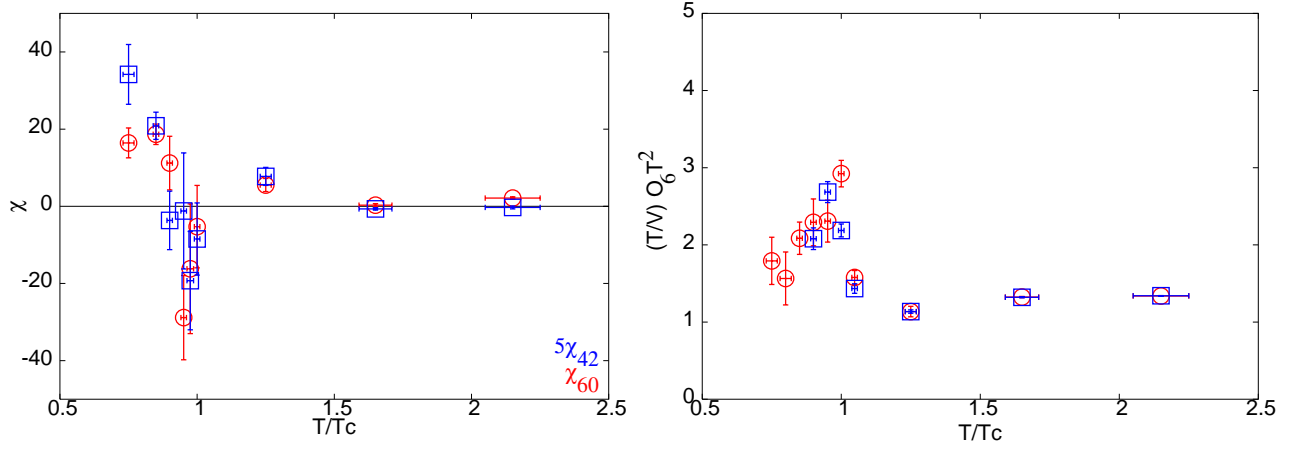


FIG. 6: In the first panel we show  $\chi_{60}$  (circles) and  $5\chi_{42}$  (boxes) as found on a  $4 \times 16^3$  lattice. The two are normalized such that they have equal contribution from  $\mathcal{O}_{222}$ . The second panel shows  $(T/V)\langle\mathcal{O}_6\rangle T^2$  on  $4 \times 16^3$  (circles) and  $4 \times 24^3$  (boxes) lattices. Note the difference in the scales of the two figures.

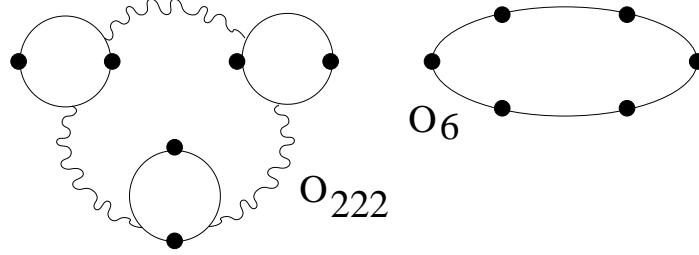


FIG. 7: One of the contributions to the operator  $\mathcal{O}_{222}$  is shown on the left with the smallest number of gluon connections between the two fermion loops allowed by the counting rules of [12]. Other contributions correspond to permuting the gluon lines and operator insertions along each quark line, while keeping the loop topology fixed. The operator  $\mathcal{O}_6$  shown on the right is fermion line connected and hence of order 1. These diagrams are expected to give accurate results in the plasma phase.

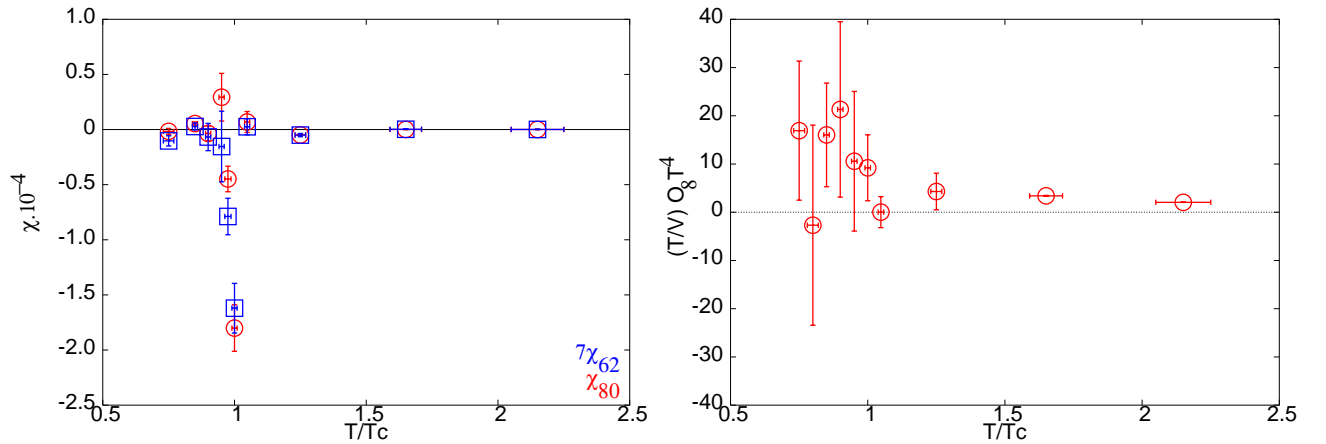


FIG. 8: In the first panel we show  $\chi_{80}$  (circles) and  $7\chi_{62}$  (boxes) as found on a  $4 \times 16^3$  lattice. The two are normalized such that they have equal contribution from  $\mathcal{O}_{222}$ . The second panel shows  $(T/V)\langle\mathcal{O}_8\rangle T^4$  on a  $4 \times 16^3$  lattice. Note the difference in the scales of the two figures.

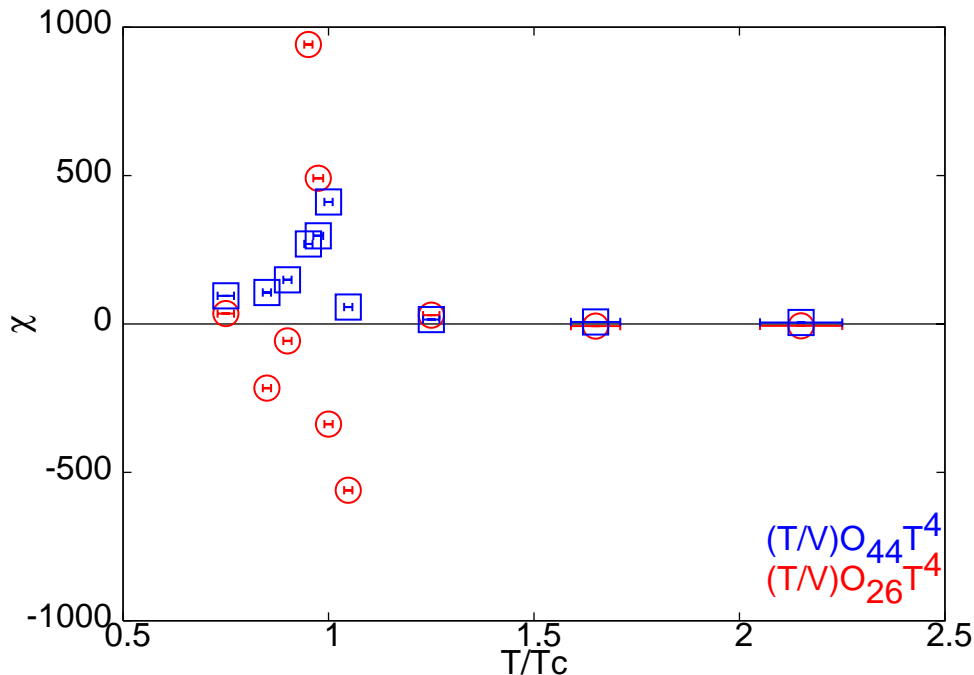


FIG. 9: The connected parts of the expectation values of  $\mathcal{O}_{26}$  (circles) and  $\mathcal{O}_{44}$  (boxes) as found on a  $4 \times 16^3$  lattice. The expectation values are normalized by  $T/V$  and rendered dimensionless through a multiplication by  $T^4$ .

This pattern recurs at the eighth order, as we display in Figure 8. There is a peak in some of the susceptibilities at  $T_c$ , but this can be ascribed to  $\mathcal{O}_{2222}$ . The high temperature phase is dominated by a non-vanishing value of  $\mathcal{O}_8$ , which is much lower than the peak. Other operators at the eighth order which may peak at  $T_c$  are  $\mathcal{O}_{26}$  and  $\mathcal{O}_{44}$ . As we illustrate in Figure 9, they indeed have interesting behaviour near  $T_c$ . However, these operators are numerically negligible compared to the value of  $\mathcal{O}_{2222}$ . In the high temperature phase the power counting rules show that  $\mathcal{O}_8$  is of order 1,  $\mathcal{O}_{26}$  and  $\mathcal{O}_{44}$  are of order  $g^4$ , whereas  $\mathcal{O}_{2222}$  is of order  $g^8$ . The pattern of dominance near  $T_c$  therefore has nothing to do with power counting in  $g$ .

In summary then, we have found a very pleasing pattern for the NLS. In the hadronic phase, all operators seem to have comparable expectation values. This is not unexpected. In the hadronic vacuum, at  $T = 0$ , many different operators have vacuum expectation values, which are all typically expected to be of similar order. Above  $T_c$ , we have an extremely simple pattern, in which the NLS are dominated by the operators with a single quark loop,  $\mathcal{O}_n$ , and the expectation values  $(T/V)\langle\mathcal{O}_n\rangle T^{n-4}$  are all in the range of 1–2. This pattern seems to be organized by weak-coupling power counting arguments, but it would be useful to have precise estimates of these operators through perturbative computations.

It follows from this observation, that the pressure at finite chemical potential has contributions from all even terms, but the numerical importance of the terms decreases factorially at high temperature. As shown in [15], in a free field theory at finite  $\mu$ , the pressure can be separated into a quark piece and an antiquark piece, each of which has contributions to all even orders in  $\mu$ , which cancel to give a pressure which contains only terms upto order  $\mu^4$ . These small terms in the pressure can be thought of as little shift in these pieces caused by a weak coupling, such that the cancellation becomes incomplete. Such a mismatch between particle and antiparticle is possible because a chemical potential explicitly breaks CP invariance.

The most unexpected regularity that we have found is in the vicinity of  $T_c$ . Here, the NLS are dominated by a composite operator which is made up of appropriate numbers of fermion loops with two  $\gamma_0$  insertions in each, *i.e.*, with an appropriate number of  $\mathcal{O}_2$ . Our observation suggests that it may be possible to write down effective long-distance theories in which this composite bosonic operator is treated as a field operator whose expectation value shows the correct cross over behaviour. In that case  $\langle\mathcal{O}_{22}\rangle_c$  would be the susceptibility of this field, and being proportional to the temperature derivative of  $\langle\mathcal{O}_2\rangle$ , would peak, as observed. The expectation value  $\langle\mathcal{O}_{222}\rangle_c$  would be proportional to the next derivative of  $\langle\mathcal{O}_2\rangle$ . Then the  $T$ -dependence of these quantities at  $\mu_f = 0$  would have the shapes shown Figure 10.

In an effective 3-d spatial Landau theory of the form that we suggest,  $\mathcal{O}_2$  can be taken to be a two point function built

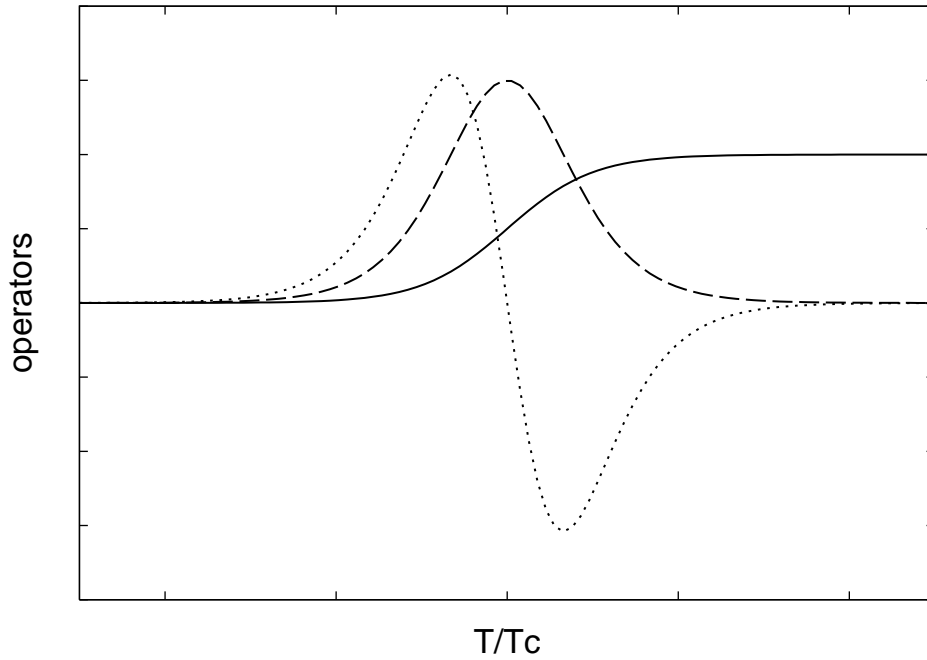


FIG. 10: The expectations for the NLS near  $T_c$  based on an effective theory of QCD near the phase transition in which the composite operator  $\mathcal{O}_2$  is identified as the order parameter.

from one polarization of a vector operator. Under the symmetries of the transfer matrix that builds the equilibrium correlation functions, *i.e.*, the screening correlators, this polarization mixes with the scalar [16]. It has been suggested that the scalar crucially impacts the physics of the phase transition in the chiral limit [17], because of the fact that it becomes massless at that point. This is the situation in the chiral limit; it would be interesting to see predictions from such models for the behaviour of these NLS at finite quark mass.

**Acknowledgements:** This computation was carried out on the Indian Lattice Gauge Theory Initiative's CRAY X1 at the Tata Institute of Fundamental Research. It is a pleasure to thank Ajay Salve for his administrative support on the Cray.

- 
- [1] S. Gottlieb *et al.*, *Phys. Rev. Lett.*, 59 (1987) 2247.
  - [2] M. Asakawa, U. Heinz and B. Muller, *Phys. Rev. Lett.*, 85 (2000) 2072;  
S.-Y. Jeon and V. Koch, *Phys. Rev. Lett.*, 85 (2000) 2076.
  - [3] R. V. Gavai and S. Gupta, *Phys. Rev.*, D 68 (2003) 034506.
  - [4] R. V. Gavai and S. Gupta, *Nucl. Phys. Proc. Suppl.*, 129 (2004) 524.
  - [5] R. V. Gavai and S. Gupta, *Phys. Rev.*, D 67 (2003) 034501.
  - [6] R. V. Gavai, S. Gupta and P. Majumdar, *Phys. Rev.*, D 65 (2002) 054506.
  - [7] C. R. Allton, *et al.*, *Phys. Rev.*, D 68 (2003) 014507.
  - [8] C. Bernard *et al.*, *Phys. Rev.*, D 71 (2005) 034504.
  - [9] S. Gupta, *Acta Phys. Polon.*, B 33 (2002) 4259.
  - [10] R. V. Gavai and S. Gupta, hep-lat/0412035, to appear in *Phys. Rev.*, D.
  - [11] C. R. Allton, *et al.*, *Phys. Rev.*, D
  - [12] J.-P. Blaizot, E. Iancu and A. Rebhan, *Phys. Lett.*, B 523 (2001) 143.
  - [13] A. Vuorinen, *Phys. Rev.*, D 68 (2003) 054017.
  - [14] P. Chakraborty, M. G. Mustafa and M. H. Thoma, *Phys. Rev.*, D 68 (2003) 085012.
  - [15] S. Gupta, *Phys. Lett.*, B 588 (2004) 136.
  - [16] S. Gupta, *Phys. Rev.*, D 60 (1999) 094505.
  - [17] A. Nakamura, T. Kunihiro, *Phys. Rev.*, D 70 (2004) 034504.