

About a possible 3rd order phase transition at  $T = 0$  in 4D gluodynamics

L. Li

Department of Physics and Astronomy  
The University of Iowa  
Iowa City, IA 52242  
USA

Y. Meurice

Kavli Institute for Theoretical Physics, Santa Barbara  
Santa Barbara, CA 93106 USA

and

Department of Physics and Astronomy  
The University of Iowa  
Iowa City, IA 52242  
USA

(dated: February 8, 2020)

We revisit the question of the convergence of lattice perturbation theory for a pure  $SU(3)$  lattice gauge theory in 4 dimensions. Using a series for the average plaquette up to order 10 in the weak coupling parameter  $\beta^{-1}$ , we show that the analysis of the extrapolated ratio and the extrapolated slope suggests the possibility of a non-analytical power behavior of the form  $(1 - \beta^{-1/5.7})^{1.0(1)}$ , in agreement with another analysis based on the same assumption. This would imply that the third derivative of the free energy density diverges near  $\beta_c = 5.7$ . We show that the peak in the third derivative of the free energy present on  $4^4$  lattices disappears if the size of the lattice is increased isotropically up to a  $10^4$  lattice. On the other hand, on  $4 \times L^3$  lattices, a jump in the third derivative persists when  $L$  increases, and follows closely the known values of  $\beta_c$  for the first order finite temperature transition. We show that the apparent contradiction at zero temperature can be resolved by moving the singularity in the complex  $\beta^{-1}$  plane. If the imaginary part of the location of the singularity is within the range  $0.001 < \text{Im}(\beta^{-1}) < 0.01$ , it is possible to limit the second derivative of  $P$  within an acceptable range without affecting drastically the behavior of the perturbative coefficients.

PACS numbers: 11.15.-q, 11.15.Ha, 11.15.Me, 12.38.Cy

## I. INTRODUCTION

It is widely accepted that the continuum limit of asymptotically free lattice gauge theories at zero temperature is obtained in the limit of arbitrarily small coupling. In practice, however, the relevant information about the continuum is obtained from a crossover region where both weak and strong coupling expansions break down, but where one can observe the onset of asymptotic scaling. In this region, observables such as the average of the elementary plaquette are sensitive to the contributions of large field configurations. Such contributions can be modified by adding an adjoint term [1, 2, 3, 4], a monopole chemical potential [5, 6] or by removing configurations with an action larger than some given value [7]. These studies illustrate the fact that non-universal features or lattice artifacts seem generically present in the crossover region.

On the other hand, one may hope that the universal features of the continuum limit may be obtained directly from a weak coupling expansion. However, convergence

issues need to be considered. The discontinuity in the plaquette average  $\langle P \rangle$  in the limits  $g^2 \rightarrow 0$  precludes the existence of a regular perturbative series, and the decomposition of the gauge variables in lattice perturbation [9] should lead to asymptotic series [10]. Despite these considerations, an analysis of the first 10 coefficients for the average plaquette  $P$  for the standard Wilson action in the fundamental representation [9, 11, 12, 13] suggests [14] a finite radius of convergence and a non-analytic behavior of the form

$$P \sim A_0 (1 - \beta^{-1/\beta_c})^{1/\beta_c} \quad (1)$$

In the present context,  $\beta_c \neq 0$ . If  $\beta_c > 0$ , the first derivative of  $P$  diverges at  $\beta_c$  and we say that the transition is second order since  $P$  is obtained by taking the derivative of the free energy with respect to  $\beta$ . If  $\beta_c < 0$ , the first derivative is bounded but the second derivative of  $P$  diverges and we call the transition third order. This type of singularity is not expected for the model considered here (no adjoint term in the action). The divergence at  $\beta_c$  requires long range correlations and consequently a massless state. No such a state has been observed in glueball spectrum studies [15, 16, 17]. Consequently, a natural strategy would be to try to falsify Eq. (1).

In this article, we test the validity of Eq. (1) by di-

---

Also at the Obermann Center for Advanced Study;  
yannick-meurice@uiowa.edu

rectly calculating the first and second derivative of  $P$  near the hypothetical  $\beta_c$ . We consider the minimal, unimproved, lattice gauge model originally proposed by K. Wilson [18]. With standard notations, the lattice functional integral or partition function is

$$Z = \int \prod_{\text{links}} dU_l e^{-\sum_p \left( \frac{1}{2} \text{Tr}(U_p) + \frac{1}{2} \text{Tr}(U_p^\dagger) \right)} \quad (2)$$

with  $\beta = 2N/g^2$ . Our study focuses on  $P$  and its derivatives which are defined more precisely in Sec. IV. All numerical calculations are done with the fundamental representation of  $SU(3)$ .

In Sec. II, we discuss various ways to estimate the unknown parameters in Eq. (1) using the perturbative series. All the methods give results which are reasonably consistent and show the robustness of the analysis of Ref. [14]. In all cases,  $\beta_c$  is very close to 0. If we use the scaling relation  $\beta_c = 2/D$  with  $D = 4$ ,  $\beta_c = 0$  goes with the mean field result  $\beta_c = 1/2$ . Note that  $\beta_c = 0$  is borderline between second and third order transition. In the mean field theory of spin models, the specific heat has a discontinuity. It is common to associate a discontinuity or a logarithmic divergence of the specific heat with a second order phase transition. At the other end, a discontinuity in the derivative of the specific heat is often called a third order phase transition. It has been observed in the context of the large- $N$  limit of gauge theories in two dimensions [19], random surface models [20] and spin glasses [21]. In 3D  $O(N)$  models,  $\beta_c' \approx 0.11$  for  $N = 1$  (second order) and  $-0.12$  for  $N = 3$  (third order). In Sec. III, we discuss the possibility of having asymptotic series behaving temporarily as series with a finite radius of convergence and we discuss the effect of the tadpole improvement [22]. In Sec. IV, we calculate the first two derivatives of  $P$  on  $L^4$  lattices, and also on  $4L^3$  lattices together with the average of the Polyakov loop. In Sec. V, we show that the absence of peak increasing with the volume for the second derivative of  $P$  can be accommodated by moving the singularity in the complex  $\beta$ -plane. If the imaginary part of the location of the singularity is kept reasonably small but not too small, it is possible to limit the second derivative of  $P$  within an acceptable range without affecting drastically the behavior of the perturbative coefficients.

## II. SERIES ANALYSIS

In this section we analyze the weak coupling series

$$P(\beta) = \sum_{m=1}^{\infty} b_m \beta^m \quad (3)$$

We define  $r_m = b_m/b_{m-1}$ , the ratio of two successive coefficients. The  $r_m$  are displayed in Fig. 1. In this Fig. and the following, we compare three data sets. The first set [12] is the 1995, order 8, series (empty circles) and

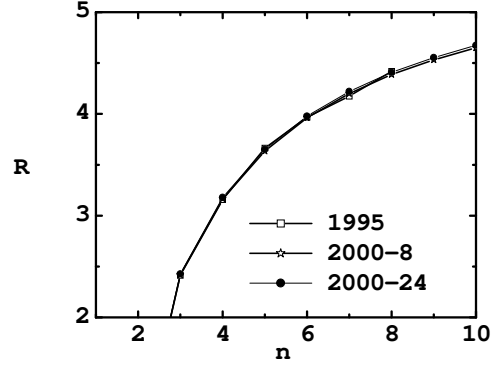


FIG. 1:  $r_m$  versus  $m$  for the three data set given in the text.

the two other sets are the more recent [13] order 10 series calculated on a  $8^4$  (stars) and  $24^4$  (filled circles) lattices. It is difficult to distinguish the ratios corresponding to the three data sets on Fig. 1. The first three coefficients are in good agreement with analytical results [9, 11]. The apparent convergence of the ratios suggests [14] that we consider a leading non-analytical behavior the form given in Eq. (1). This will be our working hypothesis for the rest of the section.

One can estimate the unknown parameters [23] with a fit  $r_m = \beta_c (1 + (m-2)\beta_c)$ . For instance, the range 3 to 10 for the ratios gives  $\beta_c' \approx 5.66$  and  $\beta_c'' \approx 0.24$  while the range 4 to 10 gives  $\beta_c' \approx 5.69$  and  $\beta_c'' \approx 0.18$ . The  $1/m^2$  corrections were reduced with a modified form  $r_m = \beta_c (1 + (m-2)\beta_c + s/m)$  in Ref. [14] with a value  $s = 0.44$ . Using the range 4 to 10 again, one obtains  $\beta_c' \approx 5.78$  and  $\beta_c'' \approx 0.01$ . The estimates quoted in Ref. [14] are  $\beta_c' \approx 6.0961$ ,  $\beta_c'' \approx 5.77$  and  $\beta_c''' \approx 0.01$ .

Another way to reduce the uncertainties of order  $1/m$  in the estimation of  $\beta_c$  is to use [24] the extrapolated ratio ( $\hat{r}_m$ ) defined as

$$\hat{r}_m = m r_m - (m-1) r_{m-1} \quad (4)$$

The values of  $\hat{r}_m$  are shown in Fig. 2. As the calculation involves differences of successive ratios multiplied by the order, the result is sensitive to statistical errors. Fig. 2 illustrates the fact that the 2000 series has much smaller statistical errors than the 1995 series. Fig. 2 also indicates that as the volume increases from  $8^4$  to  $24^4$ ,  $\hat{r}_m$  increases by approximately 0.03 which is slightly larger than the changes in  $\hat{r}_m$  with  $m \approx 8$ . Our best estimate of  $\beta_c$  is  $\hat{r}_{10} = 5.74$  for the  $24^4$  lattice. Given the other estimates and the size of the volume effects, it is reasonable to conclude that  $\beta_c = 5.7(1)$ .

The corrections of order  $(1/m)^2$  in  $r_m$  introduce an uncertainty of order  $1/m$  in the estimation of  $\beta_c$ . It is possible to eliminate this effect by using [24] the extrapolated slope ( $\hat{\beta}_m$ ). For this purpose, we first introduce

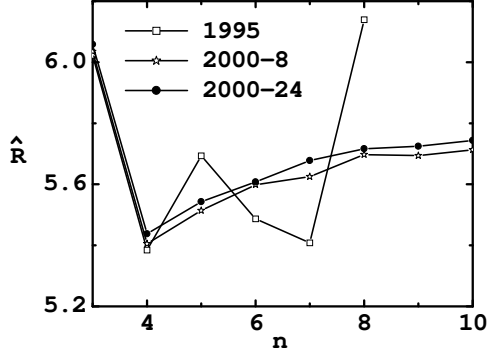


FIG. 2:  $\hat{R}_m$  versus  $m$  for the three data sets described in the text.

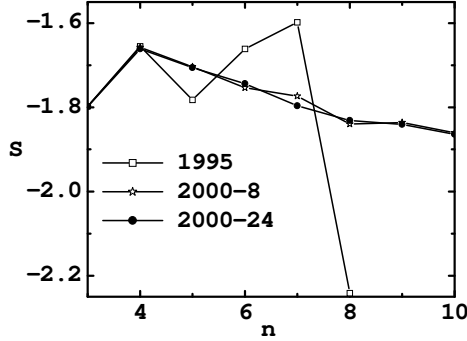


FIG. 3: The normalized slope  $S_n$ .

the normalized slope  $S_m$  defined as

$$S_m = \frac{1}{m} \frac{(r_m - r_{m-1})}{(r_{m-1} - r_{m-2})} = \frac{1}{m} \frac{(r_m - r_{m-1})}{(r_{m-1} - r_{m-2})} \quad (5)$$

The values of  $S_m$  are shown in Fig. 3 again showing a much better stability for the 2000 series. The volume effects are smaller than for  $\hat{R}_m$ . They are typically of order 0.01 or smaller. It is known [24] that  $S_m \sim 2 + K/m$ . Using a fit of this form, we obtain  $K = 0.03$  for the  $m = 4$  to 10 values. One can then remove the  $1/m$  corrections by using [24] the extrapolated slope  $\hat{S}_m$  defined as

$$\hat{S}_m = m S_m - (m-1) S_{m-1} \quad (6)$$

It provides an estimator with corrections of the form

$$\hat{S}_m = \frac{1}{2} B m + O(m^{-2}) \quad (7)$$

where  $\frac{1}{2}$  is an exponent corresponding to possible non-analytical corrections to the leading term Eq. 1. In 3 dimensional scalar models  $\frac{1}{2}$  is related to irrelevant directions. The values of  $\hat{S}_m$  are shown in Fig. 4. Again, the fluctuations are larger than for the unextrapolated quantity

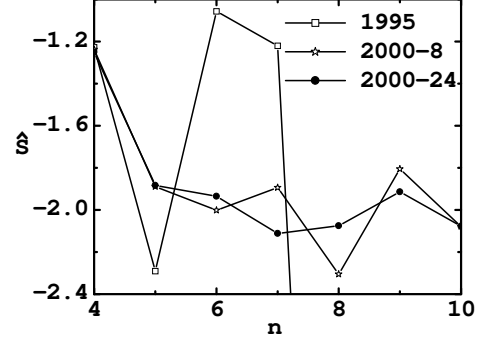


FIG. 4:  $\hat{S}_m$  versus  $m$ .

and the 2000 data is much more stable. For the 2000 data on a  $24^4$  lattice, we have  $\hat{S}_9 = -1.91$ ,  $\hat{S}_{10} = -2.08$ . Based on other estimates, we conclude that  $j < 0.1$ .

In summary, the analysis of ratios suggests that  $P$  has a non-analytic, power-like singularity

$$P_n \sim a / (1 - 5/7(1 - \epsilon)^{1/2})^{1/2} \quad (8)$$

### III. REMARKS

It is not difficult to find an asymptotic series (which has a zero radius of convergence) for which the beginning coefficients suggest a power singularity. A simple example is

$$Q(\epsilon) = \int_0^1 dt e^{-t^2 B} [1 - t^2 c(B)]^{\frac{1}{2}} \quad (9)$$

the ratios of coefficients of  $\epsilon^{1/2}$  can be calculated exactly:

$$r_m = \frac{(B + m)(B)}{c(1 + (2 - m))} \quad (10)$$

For  $B$  sufficiently large and  $m \ll B$ , we have

$$r_m \sim c(1 + (2 - m));$$

which corresponds approximately to the situation observed for the series discussed above. On the other hand, for  $m \gg B$  we have  $r_m / m$  which shows that for sufficiently large  $m$ , the coefficients grow factorially.

It is also well-known that the convergence of perturbative series can be improved by using the tadpole improvement [22]. One defines a new series

$$P' = \sum_{m=0}^K \hat{b}_m \epsilon^m = \sum_{m=0}^K e_m \epsilon_R^m + O(\epsilon_R^{K+1}) \quad (11)$$

with a new expansion parameter

$$\epsilon_R^{1/2} = \frac{1}{1 - \frac{P}{b_m}} \quad (12)$$

| m  | b <sub>m</sub> | e <sub>m</sub> |
|----|----------------|----------------|
| 1  | 2              | 2              |
| 2  | 1.2208         | -2.779         |
| 3  | 2.9621         | 3.637          |
| 4  | 9.417          | -3.961         |
| 5  | 34.39          | 4.766          |
| 6  | 136.8          | -3.881         |
| 7  | 577.4          | 6.822          |
| 8  | 2545           | -1.771         |
| 9  | 11590          | 17.50          |
| 10 | 54160          | 48.08          |

TABLE I:  $b_m$  : regular coefficients;  $e_m$  : tadpole improved coefficients

The new coefficients are shown in Table I. If we exclude the last coefficient which may not be very reliable, we find that series is alternate and has much smaller coefficients. The first six ratios are of order  $-1$ , which suggests a singularity at negative  $\beta$ . A discontinuity in  $P$  at  $\beta' = 22$  was observed in [8], however we have no interpretation for  $\beta < 0$ .

#### IV. DIRECT SEARCH FOR A SINGULARITY

If we take Eq. (8) at face value, it implies that the third derivative of the free energy density should have a singularity with an exponent close to  $-1$ . More precisely, we would expect:

$$\partial^3 P = \partial^2 / (1 = 5.7(1) - 1 = )^{1.0(1)} : \quad (12)$$

For symmetric finite lattices with  $L^D$  sites and periodic boundary conditions, the number of plaquettes is

$$N_p = L^D D(D-1)/2 : \quad (13)$$

Using the free energy density

$$f = (1/N_p) \ln Z ; \quad (14)$$

we define the average plaquette

$$P = \langle f \rangle = (1/N_p) \ln Z \quad (15)$$

with

$$Z = \int \prod_p dU_p \exp(-\beta \sum_p \text{Tr}(U_p)) : \quad (16)$$

We also define the higher moments:

$$\langle P^2 \rangle = (1/N_p) \langle \sum_p \text{Tr}(U_p)^2 \rangle ; \quad (17)$$

and

$$\langle P^3 \rangle = (1/N_p) \langle \sum_p \text{Tr}(U_p)^3 \rangle \quad (18)$$

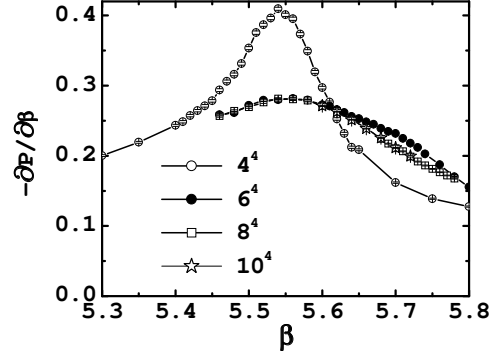


FIG. 5: First derivative of  $P$  versus  $\beta$ .

It should be noted that there is some loss of precision in the calculation of the higher moments. For instance, in  $\langle P^2 \rangle$ , the two terms are of order  $N_p$  but their difference is of order 1. For  $\langle P^3 \rangle = \langle P^2 \rangle^2$ , the three terms are of order  $N_p^2$  while their combination is of order 1. For a symmetric lattice with  $10^4$  sites, for instance, the second derivative of the plaquette will appear in the ninth significant digit and the use of double precision is crucial. To give an idea, 400,000 reasonably uncorrelated configurations were necessary in order to get a signal significantly larger than the statistical fluctuations for the four points on a  $10^4$  lattice in Fig. 6. For  $\beta > 5.7$ , the second derivative seems to be of the same order or smaller than the fluctuations for the same volume.

We have calculated the plaquette and its first two derivatives on  $L^4$  lattices, with  $L = 4, 6, 8$  and  $10$ . The first derivative is shown in Fig. 5. When going from  $L = 4$  to  $L = 6$ , the peak moves right and its height diminishes. This situation is very close to Fig. 1 of Ref. [25] in the case of  $SU(2)$ . When increasing  $L$  to  $8$ , the values around  $5.7$  slightly drops and then stabilizes for  $L = 10$ .

The second derivative of the plaquette is shown in Fig. 6. For comparison, we have also reproduced the first derivative over the same range and with the same scale. In general, we found a reasonable agreement between the values obtained by subtracted averages or by taking the numerical derivative as found in [25]. The figure makes clear that peak seems to disappear to a level close to our statistical fluctuations when the volume increases.

We have also calculated the same quantities on  $4L^3$  lattices with  $L = 4, 6$  and  $8$ . The results are shown in Figs. 7, 8 and 9. The sudden jump in the second derivative of  $P$  persists when  $L$  increases. The location of the jump coincides with the onset of the average of the Polyakov loop. The critical values of  $\beta$  corresponding to a first order finite temperature transition are well known for  $4L^3$  lattices [26, 27, 28]. For  $L$  sufficiently large, it occurs very close to  $\beta = 5.69$ . The locations of the jumps seen in the second derivative in Figs. 7-9 follow very closely the quantity  $\beta_x^0$ , the real part of the leading zero of the par-

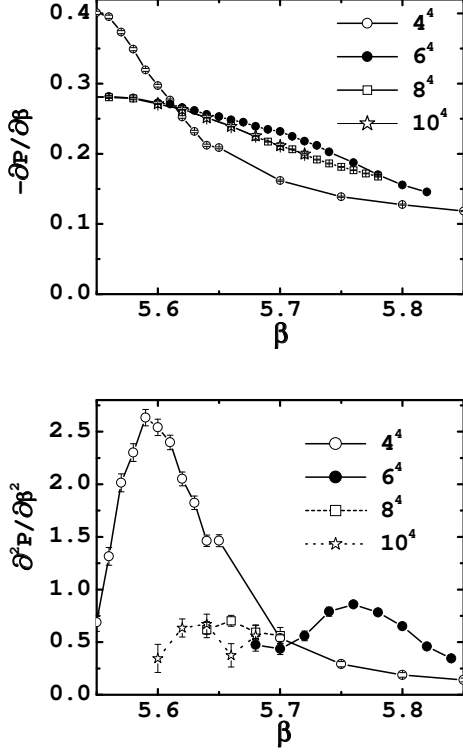


FIG. 6: First and second derivative of P versus  $\beta$ .

tition function, of Table 9 of Ref. [26] (5.552 for  $L = 4$ , 5.650 for  $L = 6$  and 5.674 for  $L = 8$ ).

The fact that for a  $4L^3$  lattice,  $\beta_c \approx 5.69$  is very close to  $\beta_c \approx 5.74$  obtained with the extrapolated ratio from the perturbative series seems to be a coincidence. Had we taken  $N_t$  to be 12, we would have obtained [28]  $\beta_c \approx 6.33$ . Note that on  $L^4$  lattices, the onset of the Polyakov loop occurs at larger values of  $\beta$ . For instance, on a  $8^4$  lattice, it is 0.1 near  $\beta = 6.6$ . However, we found nothing but a smooth decrease for the first derivative of P in this range.

## V. RESOLUTION OF THE PARADOX

It is possible to regularize the singularity that, according to Eq. (1), would appear in  $\partial^2 P = \partial^2$  by replacing the singularity at  $l = \beta_c$  by a pair of complex conjugated singularities in the  $l = \beta$  complex plane. If we denote the imaginary part of the location of the singularity by  $\gamma$ , then some apparently difficult compromise needs to be achieved. On one hand, if  $\gamma$  is too large, it produces periodic modulations of the ratios. Fig. 1 gives no hint of such an effect. On the other hand, if  $\gamma$  is too small it does not fulfil its purpose. The question is thus if we can find a window of acceptable values for  $\gamma$ .

A simple alternative to Eq. (1) can be designed by assuming that the critical point in the fundamental-adjoint plane has mean field exponents  $\frac{1}{2}$  and in particular

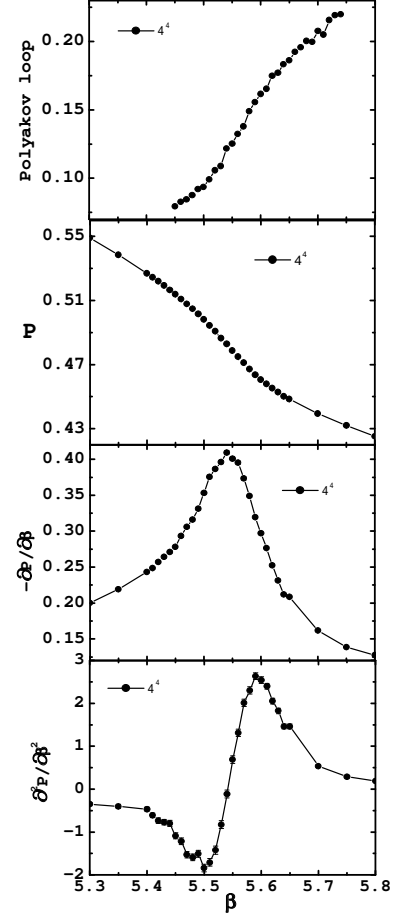


FIG. 7: The Polyakov loop,  $P$ , first and second derivative of  $P$  versus  $\beta$  for a  $4^4$  lattice.

$= 0$ . We will further assume an approximate logarithmic behavior

$$\partial P = \partial / \ln((l - l_m)^2 + \gamma^2); \quad (19)$$

on the axis where the adjoint term of the action is zero (the range of parameters considered here).  $l_m$  denotes the value where the argument of the logarithm is maximal on this axis. This implies the approximate form

$$\partial^2 P = \partial^2, \quad C \frac{(l_m - l)^2}{\gamma^3 ((l_m - l)^2 + \gamma^2)} \quad (20)$$

The  $\gamma^3$  at the denominator ensures that the series starts at  $\beta^3$ . The three unknown parameters can be approximately fixed by minimizing some linear combination (with positive "weights") of the square of the differences between the coefficients of the series Eq. (20) and the actual ones. We expect the coefficients of larger order to carry more information about the non-analytic behavior, consequently, more weight should be given to the large order coefficients. For instance if we minimize a  $\chi^2$  which is the sum of the square of the relative errors for the last

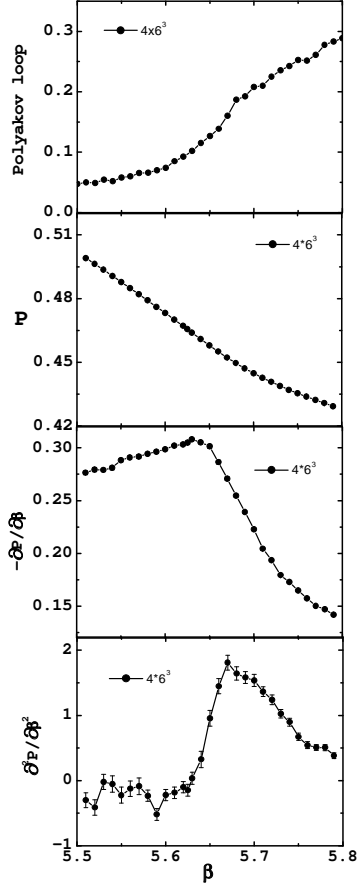


FIG. 8: The Polyakov loop,  $P$ , first and second derivative of  $P$  versus  $\beta$  for a  $4 \times 6^3$  lattice.

four coefficients, we obtain  $\beta_m \approx 5.78$ ,  $\beta' \approx 0.0058$ , and  $C \approx 0.15$ . Integrating twice, we obtain the approximate series with coefficients which can be compared with the  $c_m$  given in Table II:

$$P \approx 0.44 \beta^1 + 0.85 \beta^2 + 2.44 \beta^3 + 8.42 \beta^4 + 32.27 \beta^5 + 132.3 \beta^6 + 568.9 \beta^7 + 2533 \beta^8 + 11590 \beta^9 + 54160 \beta^{10} : \quad (21)$$

The agreement increases with the order. The relative error on the fifth coefficient is about 6 percent and keeps decreasing to a level smaller than the numerical errors as the order increases. We have tried with many other weights involving the last 6 coefficients and found very little variations in the estimation of  $C$  (typically  $\pm C \approx 0.01$ ) and  $\beta_m$  (typically  $\pm \beta_m \approx 0.02$ ). On the other hand,  $\beta'$  varies more rapidly under changes of the weights in the  $\beta^2$  function. We found values of  $\beta'$  between 0.003 and 0.007.

The stability of  $C$  and  $\beta_m$  can be used to set a lower bound on  $\beta$ . Given that the approximate form of  $\partial^2 P / \partial \beta^2$  in Eq. (20) has extrema at  $1 = \beta = 1 = \beta_m$ . As we do not observe values larger than 0.3 near  $\beta = 5.75$

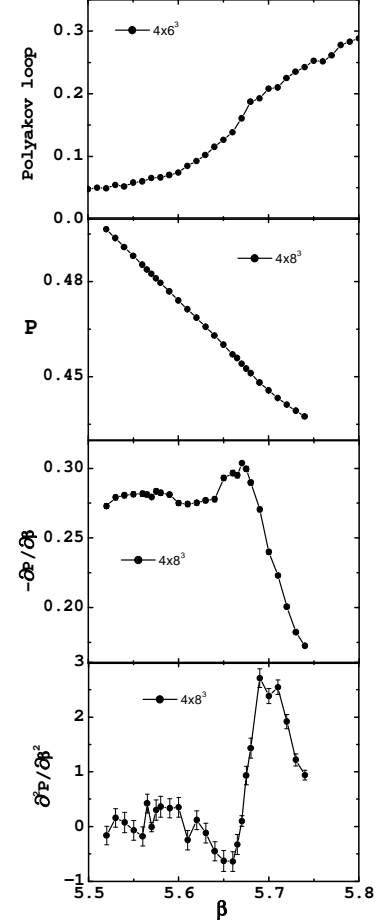


FIG. 9: The Polyakov loop,  $P$ , first and second derivative of  $P$  versus  $\beta$  for a  $4 \times 8^3$  lattice.

(see Fig. 6) we get the approximate bound

$$\frac{C}{2\beta_m^3} < 0.3 \quad (22)$$

This implies the lower bound  $\beta > 0.001$ . On the other hand, large values of  $\beta$  are also excluded. As we never found estimate close to 0.01, we conclude that

$$0.001 < \beta < 0.01 : \quad (23)$$

We also performed calculations with an assumption similar to Eq. (20) but with  $((1 - \beta_m - 1 = \beta)^2 + \beta^2)^{1 + (\beta = 2)}$  at the denominator, for small positive and negative values of  $\beta$ . We found very similar ranges of values for the unknown parameters and we were able to draw very similar conclusions as for  $\beta = 0$ .

A puzzling aspect of Fig. 6 is that the maximum of the first and second derivatives are not located near 5.78 but near lower values (5.55 and 5.63 respectively). Using the parameters obtained with the procedure described above, we found that a typical value for the maximum of the second derivative of  $P$  is 0.1 or below. This is clearly

below our numerical resolution and below the maximum value 0.6 in Fig. 6. This can be explained from the fact that the perturbative series becomes a poor estimate of  $P$  when  $\beta$  becomes too small. Using the parametrization of this difference (the "non-perturbative part of the plaquette") of Ref. [14] and taking two derivatives, we estimate that the nonperturbative contribution to  $\partial^2 P = \partial^2 \langle \text{tr} U \rangle$  can be approximately written as  $2.84 \cdot 10^{11} \exp(-\frac{16}{33})$  for  $5.6 < \beta < 5.8$ . This function takes the values 0.25 at  $\beta = 5.8$  and dominates the perturbative part. It also takes the value 0.65 at  $\beta = 5.6$  which is consistent with our numerical calculation. As the parametric form of the nonperturbative contribution is still being debated, this is not the last word on the question, however, it seems clear that the nonperturbative part plays a major role in explaining Fig. 6.

## VI. CONCLUSIONS

We have shown that the apparent conflict between an hypothetical singularity in the second derivative of  $P$  suggested by the perturbative series and the absence of evidence for a peak with height increasing with the volume on isotropic lattices, can be resolved by moving the sin-

gularity in the complex  $1/\beta$  plane. If the imaginary part of the location of the singularity is within the range  $0.001 < \text{Im} \beta < 0.01$ , it is possible to limit the second derivative of  $P$  within an acceptable range without affecting drastically the behavior of the perturbative coefficients. This picture seems consistent with a small value of  $\beta$  but our numerical analysis does not single out the mean field value  $\beta = 0$ .

## Acknowledgments

This work was completed while Y.M. was visiting the Kavli Institute for Theoretical Physics. Y.M. thanks the organizers of the workshop "Modern Challenges for Lattice Field Theory" for making possible many conversations about old and new topics related to the questions discussed here. Y.M. acknowledges valuable discussions with the participants. We thank G. Parisi and M. Creutz for comments regarding third order phase transitions. This research was supported in part by the National Science Foundation under Grant No. PHY 99-07949, in part by the Department of Energy under Contract No. FG02-91ER40664.

- 
- [1] G. Bhanot and M. Creutz, Phys. Rev. D 24, 3212 (1981).
  - [2] U. M. Heller, Phys. Lett. B 362, 123 (1995), hep-lat/9508009.
  - [3] P. de Forcrand and O. Jahn, Nucl. Phys. B 651, 125 (2003), hep-lat/0211004.
  - [4] M. Hasenbusch and S. Necco, JHEP 08, 005 (2004), hep-lat/0405012.
  - [5] G. Mack and V. B. Petkova, Ann. Phys. 123, 442 (1979).
  - [6] R. C. Brower, D. A. Kessler, and H. Levine, Phys. Rev. Lett. 47, 621 (1981).
  - [7] L. Li and Y. M. Iurice, Nucl. Phys. Proc. Suppl. 140, 788 (2005), hep-lat/0409096.
  - [8] L. Li and Y. M. Iurice, Phys. Rev. D 71, 016008 (2005), hep-lat/0410029.
  - [9] U. M. Heller and F. Karsch, Nucl. Phys. B 251, 254 (1985).
  - [10] L. Li and Y. M. Iurice, Phys. Rev. D 71, 054509 (2005), hep-lat/0501023.
  - [11] B. Alles, M. Camprotrini, A. Feo, and H. Panagopoulos, Phys. Lett. B 324, 433 (1994), hep-lat/9306001.
  - [12] F. Di Renzo, E. Onofri, and G. M. Archesini, Nucl. Phys. B 457, 202 (1995), hep-th/9502095.
  - [13] F. Di Renzo and L. Scorzato, JHEP 10, 038 (2001), hep-lat/0011067.
  - [14] R. Horsley, P. E. L. Rakow, and G. Schierholz, Nucl. Phys. Proc. Suppl. 106, 870 (2002), hep-lat/0110210.
  - [15] B. Berg and A. Bilboire, Nucl. Phys. B 221, 109 (1983).
  - [16] C. Michael and M. Teper, Nucl. Phys. B 314, 347 (1989).
  - [17] G. S. Bali et al. (UKQCD), Phys. Lett. B 309, 378 (1993), hep-lat/9304012.
  - [18] K. G. Wilson, Phys. Rev. D 10, 2445 (1974).
  - [19] D. J. Gross and E. Witten, Phys. Rev. D 21, 446 (1980).
  - [20] S. M. Catterall, Phys. Lett. B 220, 207 (1989).
  - [21] A. C. Risanti, T. Rizzo, and T. Tamasviri, Eur. Phys. J. B 33, 203 (2003).
  - [22] G. P. Lepage and P. B. Mackenzie, Phys. Rev. D 48, 2250 (1993), hep-lat/9209022.
  - [23] D. Gaunt and A. Guttmann, Phase Transition and Critical Phenomena (Academic Press, London, 1974), vol. 3.
  - [24] B. Nickel, Phase Transitions, Cargese 1980 (Plenum Press, New York, 1982).
  - [25] J. Engels and T. Scheideler, Phys. Lett. B 394, 147 (1997), hep-lat/9610019.
  - [26] N. A. Alves, B. A. Berg, and S. Sanielevici, Nucl. Phys. B 376, 218 (1992), hep-lat/9107002.
  - [27] Y. Iwasaki et al., Phys. Rev. D 46, 4657 (1992).
  - [28] G. Boyd et al., Nucl. Phys. B 469, 419 (1996), hep-lat/9602007.